

DILLARD ALEX  
Form 4  
May 04, 2012

**FORM 4**

**UNITED STATES SECURITIES AND EXCHANGE COMMISSION  
Washington, D.C. 20549**

OMB APPROVAL

OMB Number: 3235-0287  
Expires: January 31, 2005  
Estimated average burden hours per response... 0.5

Check this box if no longer subject to Section 16. Form 4 or Form 5 obligations may continue. See Instruction 1(b).

**STATEMENT OF CHANGES IN BENEFICIAL OWNERSHIP OF SECURITIES**

Filed pursuant to Section 16(a) of the Securities Exchange Act of 1934, Section 17(a) of the Public Utility Holding Company Act of 1935 or Section 30(h) of the Investment Company Act of 1940

(Print or Type Responses)

1. Name and Address of Reporting Person \*  
DILLARD ALEX

(Last) (First) (Middle)  
1600 CANTRELL ROAD  
(Street)

LITTLE ROCK, AR 72201

(City) (State) (Zip)

2. Issuer Name and Ticker or Trading Symbol  
DILLARDS INC [DDS]

3. Date of Earliest Transaction (Month/Day/Year)  
05/02/2012

4. If Amendment, Date Original Filed(Month/Day/Year)

5. Relationship of Reporting Person(s) to Issuer

(Check all applicable)

Director  10% Owner  
 Officer (give title below)  Other (specify below)  
President

6. Individual or Joint/Group Filing(Check Applicable Line)  
 Form filed by One Reporting Person  
 Form filed by More than One Reporting Person

**Table I - Non-Derivative Securities Acquired, Disposed of, or Beneficially Owned**

1. Title of Security (Instr. 3)	2. Transaction Date (Month/Day/Year)	2A. Deemed Execution Date, if any (Month/Day/Year)	3. Transaction Code (Instr. 8)	4. Securities Acquired (A) or Disposed of (D) (Instr. 3, 4 and 5)	5. Amount of Securities Beneficially Owned Following Reported Transaction(s) (Instr. 3 and 4)	6. Ownership Form: Direct (D) or Indirect (I) (Instr. 4)	7. Nature of Indirect Beneficial Ownership (Instr. 4)
			Code	V	Amount	(D)	Price
Common Class A	05/02/2012		A		42	A	\$ 65.78
Common Class A - Retirement Plan							75,023
Common Class A					41,496	I	(1)
Common Class A					36,000	I	(3) By Spouse

Common Class A	26,215 <u>(2)</u>	I	See Footnote 2
Common Class B	3,985,776 <u>(1)</u>	I	See Footnote 1
Common Class A	295,014 <u>(4)</u>	I	See Footnote 4

Reminder: Report on a separate line for each class of securities beneficially owned directly or indirectly.

**Persons who respond to the collection of information contained in this form are not required to respond unless the form displays a currently valid OMB control number.** SEC 1474 (9-02)

**Table II - Derivative Securities Acquired, Disposed of, or Beneficially Owned**  
(e.g., puts, calls, warrants, options, convertible securities)

1. Title of Derivative Security (Instr. 3)	2. Conversion or Exercise Price of Derivative Security	3. Transaction Date (Month/Day/Year)	3A. Deemed Execution Date, if any (Month/Day/Year)	4. Transaction Code (Instr. 8)	5. Number of Derivative Securities Acquired (A) or Disposed of (D) (Instr. 3, 4, and 5)	6. Date Exercisable and Expiration Date (Month/Day/Year)	7. Title and Amount of Underlying Securities (Instr. 3 and 4)	8. Price of Derivative Security (Instr. 5)	9. Number of Derivative Securities Beneficially Owned Following Reported Transaction (Instr. 6)
--	--	--------------------------------------	--	--------------------------------	---	--	---	--	---

## Reporting Owners

Reporting Owner Name / Address	Relationships			
	Director	10% Owner	Officer	Other
DILLARD ALEX 1600 CANTRELL ROAD LITTLE ROCK, AR 72201	X		President	

## Signatures

/s/ Alex Dillard                      05/04/2012  
 \*\*Signature of                      Date  
 Reporting Person

## Explanation of Responses:

- \* If the form is filed by more than one reporting person, *see* Instruction 4(b)(v).
- \*\* Intentional misstatements or omissions of facts constitute Federal Criminal Violations. *See* 18 U.S.C. 1001 and 15 U.S.C. 78ff(a).
- (1) These shares are held by W.D. Company. The reporting person owns 27.93% of W.D. Company and is one of its directors.
- (2) Co-Trustee and co-beneficiary of WTD Exemption Trust.
- (3) Owned by Spouse
- (4) Co-Trustee of WTD Exemption Trust

Note: File three copies of this Form, one of which must be manually signed. If space is insufficient, *see* Instruction 6 for procedure. Potential persons who are to respond to the collection of information contained in this form are not required to respond unless the form displays a currently valid OMB number. /FONT>

### Online direct sales

2,906 8,566 20,888 40,335 67,018 11,071 47,678 76,169 12,409

### Services and others

13 17 241 1,046 2,322 383 1,538 4,113 671

### Total net revenues

**2,919 8,583 21,129 41,381 69,340 11,454 49,216 80,282 13,080**

### Operating expenses<sup>(1)</sup>:

#### Cost of revenues

(2,779) (8,169) (19,977) (37,898) (62,496) (10,323) (44,413) (71,322) (11,620)

#### Fulfillment

(144) (477) (1,515) (3,061) (4,109) (679) (2,858) (5,482) (893)

#### Marketing

(43) (200) (479) (1,097) (1,590) (263) (1,067) (2,540) (414)

#### Technology and content

(14) (47) (240) (636) (964) (159) (688) (1,217) (198)

#### General and administrative

(42) (106) (322) (640) (760) (126) (506) (4,767) (777)

### Total operating expenses

**(3,022) (8,999) (22,533) (43,332) (69,919) (11,550) (49,532) (85,328) (13,902)**

### Loss from operations

Edgar Filing: DILLARD ALEX - Form 4

**(103) (416) (1,404) (1,951) (579) (96) (316) (5,046) (822)**

Other income/(expense):

Interest income

1 2 56 176 344 57 222 450 73

Interest expense

(8) (8) (1) (7) (22) (4)

Others, net

(1) 2 64 60 193 32 164 80 14

Loss before tax

(103) (412) (1,284) (1,723) (50) (8) 63 (4,538) (739)

Income tax expense

(6) 0 0 (3) (4) (1)

**Net loss**

**(103) (412) (1,284) (1,729) (50) (8) 60 (4,542) (740)**

Preferred shares redemption value accretion

(110) (457) (1,660) (1,588) (2,435) (402) (2,160) (7,958) (1,296)

Deemed dividend at modification of Series A and A-1 preferred shares

(74)

Deemed dividend at extinguishment of Series A-1 preferred shares and issuance of Series C preferred shares

(235)

Edgar Filing: DILLARD ALEX - Form 4

Table of Contents

	For the Year Ended December 31,					For the Nine Months Ended September 30,			
	2009	2010	2011	2012	2013	2013	2014		
	RMB	RMB	RMB	RMB	RMB	US\$	RMB	RMB	US\$
(in millions, except for share, per share and per ADS data)									
Deemed dividend at extinguishment of Series B preferred shares and issuance of Series C preferred shares		(57)							
<b>Net loss attributable to holders of permanent equity securities</b>	<b>(287)</b>	<b>(1,161)</b>	<b>(2,944)</b>	<b>(3,317)</b>	<b>(2,485)</b>	<b>(410)</b>	<b>(2,100)</b>	<b>(12,500)</b>	<b>(2,036)</b>
Net loss per share of permanent equity securities									
Basic	(0.75)	(1.36)	(2.23)	(2.18)	(1.47)	(0.24)	(1.24)	(5.39)	(0.88)
Diluted	(0.75)	(1.36)	(2.23)	(2.18)	(1.47)	(0.24)	(1.24)	(5.39)	(0.88)
Net loss per ADS <sup>(2)</sup>									
Basic	(1.51)	(2.71)	(4.45)	(4.35)	(2.93)	(0.48)	(2.48)	(10.79)	(1.76)
Diluted	(1.51)	(2.71)	(4.45)	(4.35)	(2.93)	(0.48)	(2.48)	(10.79)	(1.76)
Weighted average shares outstanding: <sup>(3)</sup>									
Basic	380,536,970	855,845,500	1,322,840,034	1,523,639,783	1,694,495,048	1,694,495,048	1,690,694,604	2,317,930,098	2,317,930,098
Diluted	380,536,970	855,845,500	1,322,840,034	1,523,639,783	1,694,495,048	1,694,495,048	1,690,694,604	2,317,930,098	2,317,930,098

(1) Share-based compensation expenses are allocated in operating expense items as follows:

	For the Year Ended December 31,					For the Nine Months Ended September 30,				
	2009	2010	2011	2012	2013	2013	2014			
	RMB	RMB	RMB	RMB	RMB	US\$	RMB	RMB	US\$	
(in millions)										
Fulfillment		(3)	(7)	(38)	(78)	(81)	(13)	(60)	(90)	(15)
Marketing		(0)	(1)	(6)	(9)	(9)	(1)	(6)	(14)	(2)
Technology and content		(0)	(0)	(1)	(25)	(33)	(5)	(25)	(52)	(8)
General and administrative		(14)	(4)	(26)	(113)	(138)	(23)	(100)	(3,922)	(639)

(2) Each ADS represents two Class A ordinary shares.

(3)

Explanation of Responses:

## Edgar Filing: DILLARD ALEX - Form 4

On April 18, 2012, we effected a 5-for-1 share split whereby each of our issued and outstanding ordinary shares of a par value of US\$0.0001 each was converted into five ordinary shares of a par value of US\$0.00002 each, each of our issued and outstanding series A preferred shares of a par value of US\$0.0001 each was converted into five series A preferred shares of a par value of US\$0.00002 each, each of our issued and outstanding series B preferred shares of a par value of US\$0.0001 each was converted into five series B preferred shares of a par value of US\$0.00002 each, each of our issued and outstanding series C preferred shares of a par value of US\$0.0001 each was converted into five series C preferred shares of a par value of US\$0.00002 each, and the number of our authorized shares was increased from 500,000,000 to 2,500,000,000. The share split has been retroactively reflected for all periods presented herein. The number of our total authorized shares was further increased to 3,000,000,000 in January 2013 and further increased to 5,000,000,000 in March 2014, and further increased to 100,000,000,000 immediately prior to the completion of our initial public offering in May 2014, divided into 99,000,000,000 Class A ordinary shares with a par value of US\$0.00002 each and 1,000,000,000 Class B ordinary shares with a par value of US\$0.00002 each.

	As of December 31,					As of September 30,		
	2009	2010	2011	2012	2013	2014		
	RMB	RMB	RMB	RMB	RMB	US\$	RMB	US\$
(in millions, except for share data)								
<b>Selected Consolidated Balance Sheet Data:</b>								
Cash and cash equivalents	124	870	6,289	7,177	10,812	1,786	20,718	3,375
Restricted cash		265	290	1,920	1,887	312	4,614	752
Short-term investments				1,080	1,903	314	10,936	1,782
Inventories, net	228	1,079	2,764	4,754	6,386	1,055	11,095	1,808
Total assets	438	2,540	10,579	17,886	26,010	4,297	65,949	10,744
Accounts payable	367	1,216	3,636	8,097	11,019	1,820	17,036	2,776
Total liabilities	426	1,482	4,645	11,483	16,770	2,771	28,093	4,576
Total mezzanine equity	409	1,489	3,150	4,738	7,173	1,185		
Total shareholders' (deficit)/equity	(397)	(431)	2,784	1,665	2,067	341	37,856	6,168
Number of outstanding permanent equity securities	397,182,805	1,154,481,855	1,439,470,960	1,597,137,250	1,715,087,336	1,715,087,336	2,724,477,608	2,724,477,608

Table of Contents

	For the Year Ended December 31,					For the Nine Months Ended September 30,			
	2009	2010	2011	2012	2013		2014		
	RMB	RMB	RMB	RMB	RMB	US\$	RMB	RMB	US\$
	(in millions)								
<b>Selected Consolidated Cash Flow Data:</b>									
Net cash provided by/(used in) operating activities	25	(592)	(86)	1,404	3,570	589	2,115	2,260	368
Net cash used in investing activities	(31)	(107)	(624)	(3,369)	(2,671)	(441)	(2,287)	(11,647)	(1,897)
Net cash provided by financing activities	109	1,460	6,237	2,854	2,795	462	1,855	19,339	3,150
Effect of exchange rate changes on cash and cash equivalents	(0)	(15)	(108)	(1)	(59)	(10)	(48)	(46)	(8)
Net increase in cash and cash equivalents	103	746	5,419	888	3,635	600	1,635	9,906	1,613
Cash and cash equivalents at beginning of year/period	21	124	870	6,289	7,177	1,186	7,177	10,812	1,762
Cash and cash equivalents at end of year/period	124	870	6,289	7,177	10,812	1,786	8,812	20,718	3,375

Table of Contents

**MANAGEMENT'S DISCUSSION AND ANALYSIS OF  
FINANCIAL CONDITION AND RESULTS OF OPERATIONS**

*You should read the following discussion together with our consolidated financial statements and the related notes included elsewhere in this prospectus. This discussion contains forward-looking statements about our business and operations. Our actual results may differ materially from those we currently anticipate as a result of many factors, including those we describe under "Risk Factors" and elsewhere in this prospectus. See "Special Note Regarding Forward-Looking Statements".*

**Overview**

We are the largest online direct sales company in China in terms of transaction volume in the third quarter of 2014, with a market share in China of 51.9%, according to iResearch. Our GMV increased from RMB32.7 billion in 2011 to RMB73.3 billion in 2012 and RMB125.5 billion in 2013, and further to RMB213.5 billion (US\$34.8 billion) for the twelve months ended September 30, 2014.

Our primary business model is online direct sales, where we acquire products from suppliers and sell them directly to our customers through our website and mobile applications. We introduced an online marketplace in October 2010 to broaden our selection of products and further enrich customer experience. In our online marketplace business, third-party sellers sell products to customers through our website and mobile applications and these sellers may also use our fulfillment and other value-added services. We have also begun to offer other services such as advertising, transaction processing and internet financing.

Our business has grown substantially in recent years. The number of products we offer has grown rapidly. We had 12.5 million, 29.3 million, 47.4 million and 82.8 million active customer accounts and fulfilled approximately 65.9 million, 193.8 million, 323.3 million and 582.9 million orders in 2011, 2012 and 2013 and the twelve months ended September 30, 2014, respectively. Our total net revenues increased from RMB21.1 billion in 2011 to RMB41.4 billion in 2012 and RMB69.3 billion in 2013, and increased from RMB49.2 billion for the nine months ended September 30, 2013 to RMB80.3 billion (US\$13.1 billion) for the nine months ended September 30, 2014. We had net losses of RMB1.3 billion, RMB1.7 billion, RMB0.05 billion and RMB4.5 billion (US\$0.7 billion) in 2011, 2012 and 2013 and the nine months ended September 30, 2014, respectively.

Due to the PRC legal restrictions on foreign ownership of companies that engage in a value-added telecommunications service business or the distribution of media products in China, we conduct the relevant parts of our operations through two consolidated variable interest entities, Jingdong 360 and Jiangsu Yuanzhou. We have contractual arrangements with these entities and their shareholders that enable us to effectively control and receive substantially all of the economic benefits from the entities. Accordingly, we consolidate the results of these entities in our financial statements.

**Major Factors Affecting Our Results of Operations**

Our results of operations and financial condition are affected by the general factors driving China's retail industry, including levels of per capita disposable income and consumer spending in China. In addition, they are also affected by factors driving online retail in China, such as the growing number of online shoppers, the adoption of online sales strategies by manufacturers and service providers, the availability of improved delivery services and the increasing variety of payment options. Our results of operations are also affected by general economic conditions in China. In particular, we have experienced and expect to continue to experience upward pressure on our operating expenses.

Our results of operations are also affected by PRC regulations and industry policies related to our business operations, licenses and permits and corporate structure. For example, the product quality and consumer protection laws require us to ensure the quality of the goods we sell and give customers



Table of Contents

the right to return goods within seven days of receipt with no questions asked, the labor contract law and related rules require employers to enter into written contracts with workers and to pay compensation to workers who are terminated under certain circumstances, regulations on foreign ownership and on transfer of funds into and out of China affect our corporate structure and financing, and regulations on business licenses affect our legal and compliance functions. For a summary of the principal PRC laws and regulations that affect us, see "Risk Factors" and "Regulations" sections. Although we have generally benefited from the Chinese government's policies to encourage economic growth, we are also affected by the complexity, uncertainties and changes in PRC regulations governing various aspects of our operations. For a detailed description of the PRC regulations applicable to us, see "Regulation."

In terms of PRC regulations that may affect our results of operations, the amendments to the Consumer Protection Law that came into effect in March 2014 give consumers the right to return goods within seven days of receipt. Although we recognize revenues net of return allowances, we do not expect the amendments to the Consumer Protection Law will affect our net revenues. We have adopted shipping policies that do not necessarily pass the full cost of shipping on to our customers. We also have adopted customer-friendly return and exchange policies that make it convenient and easy for customers to change their minds after completing purchases. However, if we experience an increased volume of returns after the amendments to the Consumer Protection Law became effective, our shipping and handling costs and related personnel costs may increase significantly and our results of operations may be materially and adversely affected. If we revise our policies to pass these costs to customers, our customers may be dissatisfied, which may result in loss of existing customers or adversely affect our ability to acquire new customers, which in turn may materially and adversely affect our results of operations.

JD.com, Inc., the holding company that is listed on the NASDAQ, has no material operations of its own. We conduct our operations primarily through our subsidiaries and consolidated variable interest entities in China. As a result, JD.com, Inc.'s ability to pay dividends to our shareholders, including investors who purchase our shares in this offering, depends in part upon dividends paid by our PRC subsidiaries subject to compliance with applicable PRC regulations. Our wholly-owned PRC subsidiaries are permitted to pay dividends to us only out of their retained earnings, if any, as determined in accordance with PRC accounting standards and regulations. Under PRC regulations, each of our wholly-owned PRC subsidiaries is required to set aside at least 10% of its after-tax profits each year, if any, to fund certain statutory reserve funds until such reserve funds reach 50% of its registered capital. In addition, each of our wholly-owned PRC subsidiaries in China may allocate a portion of its after-tax profits based on PRC accounting standards to enterprise expansion fund and staff bonus and welfare fund at its discretion, which are not distributable as cash dividends. Remittance of dividends by a wholly foreign-owned company out of China is subject to examination by the banks designated by SAFE. As of September 30, 2014, the amount restricted, including paid-in capital and statutory reserve funds, as determined in accordance with PRC accounting standards and regulations, was approximately RMB13,996 million (US\$2,280 million). Our PRC subsidiaries have never paid dividends and will not be able to pay dividends until they generate accumulated profits and meet the requirements for statutory reserve funds.

While our business is influenced by general factors affecting our industry, our operating results are more directly affected by company specific factors, including the following major factors:

our ability to increase active customer accounts and orders from customers;

our ability to manage our mix of product and service offerings;

our ability to further increase and leverage our scale of business; and

our ability to effectively invest in our fulfillment infrastructure and technology platform.

Table of Contents

***Our Ability to Increase Active Customer Accounts and Orders from Customers***

Growth in the number of our active customer accounts and orders are key drivers of our revenue growth. Our active customer accounts increased from 12.5 million in 2011 to 29.3 million in 2012 and 47.4 million in 2013, further to 82.8 million for the twelve months ended September 30, 2014. This increase was primarily driven by our success in attracting new active customer accounts, as well as by our success in attracting new orders from existing customer accounts. During the same period, total orders we fulfilled also increased substantially from approximately 65.9 million in 2011 to approximately 193.8 million in 2012 and approximately 323.3 million in 2013, and further to 582.9 million for the twelve months ended September 30, 2014.

Our ability to attract new customer accounts and new orders from existing customer accounts depends on our ability to provide superior customer experience. To this end, we offer a wide selection of authentic products at competitive prices on our website and mobile applications and provide speedy and reliable delivery, convenient online and in-person payment options and comprehensive customer services. The number of products we offer has grown rapidly. We have developed a business intelligence system that enables us to increase our operating efficiency through enhanced product merchandising and supply chain management capabilities, and to drive more targeted and relevant product promotions and recommendations to our customers. We have benefited from word-of-mouth viral marketing in winning new customers, and we also conduct online and offline marketing and brand promotion activities to attract new customers. In addition, we encourage existing customers to place more orders with us through a variety of means, including granting coupons and loyalty points and holding special promotions.

We have a growing and loyal active customer base. Over the years, our customers have shown loyalty to us through their increased activity levels. For example, those customer accounts that were active in 2008 increased their average number of purchases each year thereafter, from approximately 3.7 in 2008 to 4.4 in 2009, 6.2 in 2010, 10.7 in 2011, 14.9 in 2012 and 16.6 in 2013.

***Our Ability to Manage Our Mix of Product and Service Offerings***

Our results of operations are also affected by the mix of products and services we offer. We commenced our e-commerce business by primarily selling electronics and home appliances products. We began offering general merchandise products around the end of 2008, and we launched our online marketplace in 2010. We earn commissions and service fees from third-party sellers on our online marketplace. We offer a wide range of products and services and aim to provide one-stop shopping to maximize our wallet share. Our mix of products and services also affects our gross margin. Different products have different gross margins but the commissions and service fees that we earn from third-party sellers and the other services that we offer have the highest gross margins, since they have no associated cost of revenues. The split between our online direct sales business and our online marketplace business thus has a major influence on our revenue growth and our gross margins. GMV from our online direct sales increased from RMB29.8 billion in 2011 to RMB56.7 billion in 2012 and RMB93.7 billion in 2013, and further to RMB138.3 billion (US\$22.5 billion) for the twelve months ended September 30, 2014. GMV from our online marketplace business increased from RMB2.9 billion in 2011 to RMB16.6 billion in 2012 and RMB31.8 billion in 2013, and further to RMB75.2 billion (US\$12.3 billion) for the twelve months ended September 30, 2014. We intend to further expand our selection of general merchandise products, attract more third-party sellers to our online marketplace, and provide more fulfillment and other value-added services to third-party sellers and others. Our GMV from general merchandise and other products represented 19.9%, 34.7%, 36.4% and 43.1% of our total GMV in 2011, 2012, 2013 and the twelve months ended September 30, 2014, respectively. The following table presents the GMV of the electronics and home appliances products and general

Table of Contents

merchandise and others sold through our online direct sales and online marketplace by amounts and as percentages of GMV for each of the periods presented:

	For the Year Ended December 31,						For the Twelve Months Ended September 30,	
	2011		2012		2013		2014	
	RMB		RMB		RMB		RMB	
	(in billions, except for percentages)							
<b>GMV:</b>								
Electronics and home appliances products	26.2	80.1%	47.8	65.3%	79.8	63.6%	121.5	56.9%
General merchandise and others	6.5	19.9%	25.5	34.7%	45.7	36.4%	92.0	43.1%
Total	32.7	100.0%	73.3	100.0%	125.5	100.0%	213.5	100.0%

***Our Ability to Further Increase and Leverage our Scale of Business***

Our results of operations are directly affected by our ability to further increase and leverage our scale of business. As our business further grows in scale, we expect to obtain more favorable terms from suppliers, including pricing terms and volume-based rebates. In addition, we aim to create value for our suppliers by providing an effective channel for selling large volumes of their products online and by offering them comprehensive information on customer preferences and market demand and ensuring the high quality of fulfillment services. We believe this value proposition also helps us obtain favorable terms from suppliers.

As of September 30, 2014, our nationwide fulfillment infrastructure employed a total of 43,133 warehouse and delivery personnel, and we also employed 4,724 IT professionals to monitor, maintain, upgrade and develop the technology platform that manages this fulfillment infrastructure and the large number of orders we receive, process and fulfill each year. Our fulfillment expenses in absolute amount increased over 2011, 2012 and 2013 and the nine months ended September 30, 2014, while the fulfillment expenses as a percentage of our total net revenues increased from 7.2% in 2011 to 7.4% in 2012 and decreased to 5.9% in 2013 and again increased to 6.8% in the nine months ended September 30, 2014. Personnel costs are the largest component of our fulfillment costs and of our technology and content costs and are likely to remain the largest component for the foreseeable future as we continue to expand our operations. We expect our fulfillment expenses to increase both in absolute amount and as a percentage of our total net revenues in the near future. Labor costs are rising in China and we strive to continue improving efficiency and utilization of our fulfillment and other personnel to mitigate this effect. Our fulfillment expenses and thus operational efficiency are also affected by the average size of orders placed by our customers.

***Our Ability to Effectively Invest in Our Fulfillment Infrastructure and Technology Platform***

Our results of operations depend in part on our ability to invest in our fulfillment infrastructure and technology platform to cost-effectively meet the demands of our anticipated growth. Our nationwide fulfillment infrastructure included a warehouse network of 118 warehouses with an aggregate gross floor area of approximately 2.3 million square meters in 39 cities and 2,045 delivery stations and 1,045 pickup stations in 1,855 counties and districts across China as of September 30, 2014. We have acquired land use rights to over 850,000 square meters of land in six cities where we currently have fulfillment centers. We plan to build large scale, custom-designed warehouse facilities with optimized configurations on these sites to improve our fulfillment efficiency, minimize order splitting, reduce our reliance on leased warehouses, decrease our rental expenses over time, accommodate

Table of Contents

greater product selection and fulfill the anticipated sales of our own products as well as sales by third-party sellers using our fulfillment services. We had paid an aggregate of approximately RMB0.8 billion (US\$0.1 billion) for the acquisition of land use rights, building of warehouses and purchase of warehousing equipment as of December 31, 2013, and we paid an aggregate of approximately RMB0.8 billion (US\$0.1 billion) for these purposes in the nine months ended September 30, 2014. In selecting locations for our pickup and delivery stations, order density, a parameter we use to measure the frequency and number of orders generated from a geographical area, is an important criterion. To efficiently deploy our delivery network, we have established delivery stations and pickup stations in areas where we expect order density to increase to the extent where operating our own delivery network will be more cost efficient than using third-party couriers. We also paid significant amounts for upgrading our technology platform during the same periods. To enhance our technology platform, we intend to further invest in technology, including initiatives to provide innovative features, solutions and services to customers and suppliers, while increasing our operational efficiency.

**Selected Statements of Operations Items***Net Revenues*

Net revenues are provided from online direct sales and services and others. Online direct sales is further divided into sales of electronics and home appliances products and general merchandise products. Net revenues from electronics and home appliances products include revenues from sales of computer, communication and consumer electronics products as well as home appliances. The following table breaks down our total net revenues by these categories, by amounts and as percentages of total net revenues:

	For the Year Ended December 31,						For the Nine Months Ended September 30,					
	2011		2012		2013		2013		2014			
	RMB	%	RMB	%	RMB	US\$	%	RMB	%	RMB	US\$	%
	(in millions, except for percentages)											
Online direct sales:												
Electronics and home appliances products	18,388	87.0	34,012	82.2	56,814	9,385	81.9	40,371	82.0	64,022	10,430	79.7
General merchandise products	2,500	11.8	6,323	15.3	10,204	1,686	14.7	7,307	14.9	12,147	1,979	15.2
Total	20,888	98.8	40,335	97.5	67,018	11,071	96.6	47,678	96.9	76,169	12,409	94.9
Services and others	241	1.2	1,046	2.5	2,322	383	3.4	1,538	3.1	4,113	671	5.1
Total	21,129	100.0	41,381	100.0	69,340	11,454	100.0	49,216	100.0	80,282	13,080	100.0

We expect net revenues from all categories to continue to increase in the foreseeable future. Sales of electronics and home appliances products may decrease as a percentage of our total net revenues and sales from services and others may increase as a percentage of our total net revenues.

Net revenues from services and others primarily consist of commissions earned from third-party sellers for sales made through our online marketplace and service fees we charge them for value-added fulfillment or other services we provide upon their request. Currently, we recognize revenues from the third-party sellers on a net basis as we may not always be the primary obligor, we do not have general inventory risk and we do not have latitude to establish prices for them. In addition, net revenues from services and others also include fees we earn by selling advertisements on our website and transaction fees from processing transactions for our online payment service customers, typically e-commerce companies.

## Edgar Filing: DILLARD ALEX - Form 4

### Table of Contents

We record revenue net of discounts, return allowances, price protection allowances, value-added taxes, or VAT, and business taxes and surcharges.

### *Operating Expenses*

Operating expenses consist primarily of cost of revenues, fulfillment expenses, marketing expenses, technology and content expenses, and general and administrative expenses. The following table breaks down our total operating expenses by these categories, by amounts and as percentages of total net revenues for each of the periods presented:

	For the Year Ended December 31,						For the Nine Months Ended September 30,					
	2011		2012		2013		2013		2014			
	RMB	%	RMB	%	RMB	US\$	%	RMB	%	RMB	US\$	%
	(in millions, except for percentages)											
Cost of revenues	19,977	94.5	37,898	91.6	62,496	10,323	90.1	44,413	90.2	71,322	11,620	88.8
Fulfillment	1,515	7.2	3,061	7.4	4,109	679	5.9	2,858	5.8	5,482	893	6.8
Marketing	479	2.3	1,097	2.7	1,590	263	2.3	1,067	2.2	2,540	414	3.2
Technology and content	240	1.1	636	1.5	964	159	1.4	688	1.4	1,217	198	1.5
General and administrative	322	1.5	640	1.5	760	126	1.1	506	1.0	4,767	777	6.0
Total	22,533	106.6	43,332	104.7	69,919	11,550	100.8	49,532	100.6	85,328	13,902	106.3

Cost of revenues consists of our cost for acquiring the products that we sell directly and the related inbound shipping charges, as well as inventory write-downs. The rebates and subsidies we receive from suppliers are accounted as a reduction to the purchase price, and will be recorded as a reduction of cost of revenues when the product is sold.

Our gross margin is affected by our scale and by the mix of our net revenues, particularly between products and services and others. We expect our gross margin to increase as we further optimize our product mix and provide more value-added services and as our online marketplace grows. The following table shows our gross profit and gross margin for each of the periods presented:

	For the Year Ended December 31,				For the Nine Months Ended September 30,		
	2011	2012	2013	2013	2013	2014	US\$
	RMB	RMB	RMB	US\$	RMB	RMB	US\$
	(in millions, except for percentages)						
Gross profit <sup>(1)</sup>	1,152	3,483	6,844	1,131	4,803	8,960	1,460
Gross margin	5.5%	8.4%	9.9%	9.9%	9.8	11.2%	11.2%

(1)

Gross profit is net revenues minus cost of revenues.

Our fulfillment expenses primarily consist of (i) expenses incurred in operating our fulfillment and customer service centers, including personnel cost and expenses attributable to buying, receiving, inspecting and warehousing inventories, picking, packaging, and preparing customer orders for shipment, processing payment and related transaction costs, (ii) expenses charged by third-party couriers for dispatching and

## Edgar Filing: DILLARD ALEX - Form 4

delivering our products and (iii) rental expenses of leased warehouses, delivery and pickup stations. We expect our fulfillment expenses to increase both in absolute amount and as a percentage of our total net revenues in the near run, as we hire additional fulfillment personnel, build new warehouses and incur related depreciation expenses, and establish more delivery

Table of Contents

stations to meet our anticipated growth in sales volume and ensure satisfactory customer experience. We plan to make our fulfillment operations more efficient by setting up large customized warehouse facilities to make full use of the available space, improve the pick-and-pack workflow efficiency, accommodate greater product selection and minimize order splitting.

Our marketing expenses consist primarily of expenses for online and offline marketing and brand promotion activities. We plan to continue to conduct brand promotion and marketing activities to enhance our brand recognition and attract new purchases from new and existing customers.

Our technology and content expenses consist primarily of payroll and related expenses for IT professionals involved in developing and maintaining our technology platform and website, server and other equipment depreciation, bandwidth and data center costs, and rental expenses. We expect spending in technology and content to increase over time as we add more experienced IT professionals and continue to invest in our technology platform to enhance customer experience and provide value-added services to suppliers and third-party sellers.

Our general and administrative expenses consist primarily of payroll and related expenses for our management and other employees involved in general corporate functions. We expect our general and administrative expenses to increase since we have become a publicly listed company, as we incur additional expenses relating to improving our internal controls, complying with Section 404 of the Sarbanes-Oxley Act and maintaining investor relations. In the first quarter of 2014, we granted 93,780,970 immediately vesting restricted share units to our chairman and chief executive officer, Mr. Richard Qiangdong Liu, and we incurred share-based compensation expenses in an amount of US\$591 million in this quarter, which materially increased our general and administrative expenses for the quarter.

We believe that operating income is a more meaningful measure than gross profit and gross margin due to the diversity of our product categories and services.

**Taxation**

*Cayman Islands*

We are not subject to income or capital gains tax under the current laws of the Cayman Islands. The Cayman Islands does not impose a withholding tax on payments of dividends to shareholders.

*Hong Kong*

Our subsidiaries incorporated in Hong Kong are subject to Hong Kong profit tax at a rate of 16.5%. Hong Kong does not impose a withholding tax on dividends.

*China*

Generally, our subsidiaries and consolidated variable interest entities in China are subject to enterprise income tax on their taxable income in China at a rate of 25%. The enterprise income tax is calculated based on the entity's global income as determined under PRC tax laws and accounting standards.

We are subject to VAT at a rate of 13% on sales of books, audio and video products, 17% on sales of other products, 11% on logistics services and 6% on advertising and other services, in each case less any deductible VAT we have already paid or borne. We are also subject to surcharges on VAT payments in accordance with PRC law.

Table of Contents

VAT has been phased in since January 1, 2012, to replace the business tax. Previously, we were subject to business tax at a rate of 5% on advertising and other services. We are still subject to business tax at a rate of 5% and related surcharges for online payment services. We are also still subject to a 3% cultural undertaking development fees on online advertising services.

Dividends paid by our wholly foreign-owned subsidiaries in China to our intermediary holding companies in Hong Kong will be subject to a withholding tax rate of 10%, unless the relevant Hong Kong entity satisfies all the requirements under the Arrangement between the PRC and the Hong Kong Special Administrative Region on the Avoidance of Double Taxation and Prevention of Fiscal Evasion with respect to Taxes on Income and Capital and receives approval from the relevant tax authority. If the relevant Hong Kong entity satisfies all the requirements under the tax arrangement and receives approval from the relevant tax authority, then the dividends paid to the Hong Kong entity would be subject to withholding tax at the standard rate of 5%. See "Risk Factors Risks Related to Our Corporate Structure We may rely on dividends and other distributions on equity paid by our PRC subsidiaries to fund any cash and financing requirements we may have, and any limitation on the ability of our PRC subsidiaries to make payments to us could have a material and adverse effect on our ability to conduct our business."

If our holding company in the Cayman Islands or any of our subsidiaries outside of China were deemed to be a "resident enterprise" under the PRC Enterprise Income Tax Law, it would be subject to enterprise income tax on its worldwide income at a rate of 25%. See "Risk Factors Risks Related to Doing Business in China If we are classified as a PRC resident enterprise for PRC income tax purposes, such classification could result in unfavorable tax consequences to us and our non-PRC shareholders or ADS holders."

**Internal Control over Financial Reporting**

In connection with the audits of our consolidated financial statements as of and for the year ended December 31, 2013, we and our independent registered public accounting firm identified one material weakness in our internal control over financial reporting. As defined in the standards established by the U.S. Public Company Accounting Oversight Board, a "material weakness" is a deficiency, or combination of deficiencies, in internal control over financial reporting, such that there is a reasonable possibility that a material misstatement of the annual or interim financial statements will not be prevented or detected on a timely basis.

The material weakness that has been identified relates to our lack of sufficient financial reporting and accounting personnel with appropriate knowledge of U.S. GAAP and SEC reporting requirements to properly address complex U.S. GAAP accounting issues and to prepare and review our consolidated financial statements and related disclosures to fulfill U.S. GAAP and SEC financial reporting requirements. The material weakness, if not timely remedied, may lead to significant misstatements in our consolidated financial statements in the future.

In connection with the audits of our consolidated financial statements as of and for the year ended December 31, 2012, we and our independent registered public accounting firm identified another material weakness in our internal control over financial reporting. The other material weakness that was identified previously related to our lack of an effective control procedure to track, estimate and record rebates and subsidies provided by our suppliers and to analyze period-end accruals for supplier rebates and subsidies to ensure completeness and accuracy. We have improved our control procedures on estimating and recording rebates and subsidies subsequent to December 31, 2012, and remediated this material weakness as of December 31, 2013, by i) allocating additional resources to formalize and enhance our existing manual tracking and recording process, ii) providing additional training for management and staff in the relevant business departments, iii) establishing a business review process over the rebates and subsidies to identify and mitigate potential errors on a timely basis and



Table of Contents

iv) implementing effective internal audit functions for the estimates and reviews of rebates and subsidies. To further improve efficiency of our internal controls over vendor rebates and subsidies, in January 2014, we launched a new system and established an efficient systematic process with necessary manual input to collect, record and track the information on rebates and subsidies, which we will further improve and enhance over the rest of 2014.

We have implemented and plan to implement a number of measures to address the material weakness that has been identified in connection with the audits of our consolidated financial statements as of and for the year ended December 31, 2013. We have hired additional qualified financial and accounting staff with extensive U.S. GAAP and SEC reporting experience, including our new chief financial officer. We have allocated additional resources to improve financial oversight function, to introduce formal business performance review process, and to prepare and review the consolidated financial statements and related disclosures in accordance with U.S. GAAP and SEC reporting requirements. Furthermore, we will continue to hire additional competent accounting staff with appropriate knowledge and experience of U.S. GAAP and SEC reporting requirements. We have also established an ongoing program to provide sufficient and additional appropriate training to our accounting staff, especially training related to U.S. GAAP and SEC reporting requirements. We have also been making continuous efforts to further enhance our internal audit function to enhance our monitoring of U.S. GAAP accounting and reporting matters. However, we cannot assure you that all these measures will be sufficient to remediate our material weakness in time, or at all. See "Risk Factors Risks Related to Our Business In connection with the audits of our consolidated financial statements as of and for the year ended December 31, 2013, we and our independent registered public accounting firm identified one material weakness in our internal control over financial reporting. If we fail to develop and maintain an effective system of internal control over financial reporting, we may be unable to accurately report our financial results or prevent fraud."

Edgar Filing: DILLARD ALEX - Form 4

Table of Contents

**Results of Operations**

The following table summarizes our consolidated results of operations in absolute amount and as a percentage of our total net revenues for the periods indicated. Our business has grown rapidly in recent years. Period-to-period comparisons of historical results of operations should not be relied upon as indicative of future performance.

	For the Year Ended December 31,						For the Nine Months Ended September 30,					
	2011		2012		2013		2013		2014			
	RMB	%	RMB	%	RMB	US\$	%	RMB	%	RMB	US\$	%
(in millions, except percentages)												
Net revenues:												
Online direct sales	20,888	98.8	40,335	97.5	67,018	11,071	96.6	47,678	96.9	76,169	12,409	94.9
Services and others	241	1.2	1,046	2.5	2,322	383	3.4	1,538	3.1	4,113	671	5.1
Total net revenues	21,129	100.0	41,381	100.0	69,340	11,454	100.0	49,216	100.0	80,282	13,080	100.0
Operating expenses <sup>(1)</sup> :												
Cost of revenues	(19,977)	(94.5)	(37,898)	(91.6)	(62,496)	(10,323)	(90.1)	(44,413)	(90.2)	(71,322)	(11,620)	(88.8)
Fulfillment	(1,515)	(7.2)	(3,061)	(7.4)	(4,109)	(679)	(5.9)	(2,858)	(5.8)	(5,482)	(893)	(6.8)
Marketing	(479)	(2.3)	(1,097)	(2.7)	(1,590)	(263)	(2.3)	(1,067)	(2.2)	(2,540)	(414)	(3.2)
Technology and content	(240)	(1.1)	(636)	(1.5)	(964)	(159)	(1.4)	(688)	(1.4)	(1,217)	(198)	(1.5)
General and administrative	(322)	(1.5)	(640)	(1.5)	(760)	(126)	(1.1)	(506)	(1.0)	(4,767)	(777)	(6.0)
Total operating expenses	(22,533)	(106.6)	(43,332)	(104.7)	(69,919)	(11,550)	(100.8)	(49,532)	(100.6)	(85,328)	(13,902)	(106.3)
Loss from operations	(1,404)	(6.6)	(1,951)	(4.7)	(579)	(96)	(0.8)	(316)	(0.6)	(5,046)	(822)	(6.3)
Other income/(expense):												
Interest income	56	0.3	176	0.4	344	57	0.5	222	0.5	450	73	0.6
Interest expense			(8)	(0.0)	(8)	(1)	(0.0)	(7)	(0.1)	(22)	(4)	(0.0)
Others, net	64	0.3	60	0.1	193	32	0.3	164	0.3	80	14	0.0
Loss before tax	(1,284)	(6.0)	(1,723)	(4.2)	(50)	(8)	(0.0)	63	0.1	(4,538)	(739)	(5.7)
Income tax expense			(6)	(0.0)	0	0	0.0	(3)	(0.0)	(4)	(1)	(0.0)
Net loss	(1,284)	(6.0)	(1,729)	(4.2)	(50)	(8)	(0.0)	60	0.1	(4,542)	(740)	(5.7)

(1)

Share-based compensation expenses are allocated in operating expenses items as follows:

	For the Year Ended December 31,				For the Nine Months Ended September 30,		
	2011	2012	2013		2013	2014	
	RMB	RMB	RMB	US\$	RMB	RMB	US\$

## Edgar Filing: DILLARD ALEX - Form 4

(in millions)

Fulfillment	(38)	(78)	(81)	(13)	(60)	(90)	(15)
Marketing	(6)	(9)	(9)	(1)	(6)	(14)	(2)
Technology and content	(1)	(25)	(33)	(5)	(25)	(52)	(8)
General and administrative	(26)	(113)	(138)	(23)	(100)	(3,922)	(639)

***Nine Months Ended September 30, 2014 and 2013***

***Net Revenues.*** Our total net revenues increased by 63.1% from RMB49,216 million in the nine months ended September 30, 2013 to RMB80,282 million (US\$13,080 million) in the nine months ended September 30, 2014, with increases in both categories of net revenues. The increase in our total net revenues was primarily due to the growth in the number of orders we fulfilled, and the growth of our active customer accounts.

***Operating Expenses.*** Our total operating expenses increased by 72.3% from RMB49,532 million in the nine months ended September 30, 2013 to RMB85,328 million (US\$13,902 million) in the nine months ended September 30, 2014. This increase was due to increases in all of our operating expense line items.

Table of Contents

*Cost of revenues.* Our cost of revenues increased by 60.6% from RMB44,413 million in the nine months ended September 30, 2013 to RMB71,322 million (US\$11,620 million) in the nine months ended September 30, 2014. This increase reflects the increase in our volume of online direct sales. Our gross profit increased by 86.5% from RMB4,803 million in the nine months ended September 30, 2013 to RMB8,960 million (US\$1,460 million) in the nine months ended September 30, 2014, primarily due to the overall increase in the scale of our business. Our gross margin increased from 9.8% in the nine months ended September 30, 2013 to 11.2% in the nine months ended September 30, 2014, primarily due to the increase in net revenues from services and others attributable to our online marketplace and our provision of advertising services.

*Fulfillment expenses.* Our fulfillment expenses increased by 91.8% from RMB2,858 million in the nine months ended September 30, 2013 to RMB5,482 million (US\$893 million) in the nine months ended September 30, 2014. This increase was primarily due to an increase in compensation costs relating to fulfillment expenses from RMB1,410 million in the nine months ended September 30, 2013 to RMB2,811 million (US\$458 million) in the nine months ended September 30, 2014, which was due in turn to the increase in the number of our fulfillment employees from 28,236 as of September 30, 2013 to 53,819 as of September 30, 2014, as well as to higher average compensation expenses. The increase in our fulfillment expenses was also attributable to (i) increased shipping charges from contracted third-party shipping companies and couriers from RMB544.7 million in the nine months ended September 30, 2013 to RMB898.1 million (US\$146.3 million) in the nine months ended September 30, 2014 as our sales volume increased, even as our use of contracted third-party couriers has declined as a percentage of all orders fulfilled, (ii) an increase in the rental expenses for our warehouses from RMB295.1 million in the nine months ended September 30, 2013 to RMB487.9 million (US\$79.5 million) in the nine months ended September 30, 2014, which was primarily due to the increase in the aggregate gross floor area leased in the nine months ended September 30, 2014, and (iii) to an increase in payment processing charges from RMB160.4 million in the nine months ended September 30, 2013 to RMB308.5 million (US\$50.3 million) in the nine months ended September 30, 2014 as our volume of sales increased.

*Marketing expenses.* Our marketing expenses increased by 138% from RMB1,067 million in the nine months ended September 30, 2013 to RMB2,540 million (US\$414 million) in the nine months ended September 30, 2014. This increase was primarily due to an increase in our advertising expenditures, including offline and online advertising, from RMB1,015 million in the nine months ended September 30, 2013 to RMB1,764 million (US\$287 million) in the nine months ended September 30, 2014 as we continued to enhance our brand recognition and attract new purchases, as well as amortization of intangible assets related to our strategic cooperation with Tencent.

*Technology and content expenses.* Our technology and content expenses increased by 76.9% from RMB688 million in the nine months ended September 30, 2013 to RMB1,217 million (US\$198 million) in the nine months ended September 30, 2014. This increase was primarily due to the increase in the headcount of our technology employees from 2,667 as of September 30, 2013 to 4,724 as of September 30, 2014, which involved the addition of research and development talent after our transaction with Tencent in March 2014 and the hiring of additional senior and experienced technology employees to execute our technology-related strategies of continuously improving our mobile and big data technologies.

*General and administrative expenses.* Our general and administrative expenses increased substantially from RMB506 million in the nine months ended September 30, 2013 to RMB4,767 million (US\$777 million) in the nine months ended September 30, 2014. This

Table of Contents

increase was primarily due to an increase in share-based compensation expenses from RMB100 million in the nine months ended September 30, 2013 to RMB3,922 million (US\$639 million) in the nine months ended September 30, 2014, which was primarily attributable to our grant of 93,780,970 immediately vesting restricted share units to our chairman and chief executive officer, Mr. Richard Qiangdong Liu, in the first quarter of 2014. The increase was also due to an increase in staff cost associated with the increase in headcount of general and administrative employees from 2,020 as of September 30, 2013 to 2,529 as of September 30, 2014, as well as amortization of intangible assets related to our strategic cooperation with Tencent.

**Interest Income.** Our interest income increased from RMB222 million in the nine months ended September 30, 2013 to RMB450 million (US\$73 million) in the nine months ended September 30, 2014. This increase was primarily due to the larger cash balance we held in the first nine months of 2014, which was attributable primarily to the proceeds from our initial public offering and private issuances of ordinary shares.

**Others, Net.** Others, net, decreased from RMB164 million in the nine months ended September 30, 2013 to RMB80 million (US\$14 million) in the nine months ended September 30, 2014. This decrease was primarily attributable to foreign exchange loss.

**Net Loss.** As a result of the foregoing, we had a net loss of RMB4,542 million (US\$740 million) in the nine months ended September 30, 2014, as compared to a net income of RMB60 million in the nine months ended September 30, 2013.

**Years Ended December 31, 2013 and 2012**

**Net Revenues.** Our total net revenues increased by 67.6% from RMB41,381 million in 2012 to RMB69,340 million (US\$11,454 million) in 2013, with increases in both categories of net revenues.

The increase in our total net revenues was primarily due to the growth in our active customer accounts from 29.3 million in 2012 to 47.4 million in 2013 and the growth in the number of orders we fulfilled from approximately 193.8 million in 2012 to approximately 323.3 million in 2013.

**Operating Expenses.** Our total operating expenses increased by 61.4% from RMB43,332 million in 2012 to RMB69,919 million (US\$11,550 million) in 2013. This increase was due to increases in all of our operating expense line items.

**Cost of revenues.** Our cost of revenues increased by 64.9% from RMB37,898 million in 2012 to RMB62,496 million (US\$10,323 million) in 2013. This increase reflects the increase in our volume of online direct sales. Our gross profit increased by 96.6% from RMB3,483 million in 2012 to RMB6,844 million (US\$1,131 million) in 2013, primarily due to the overall increase in the scale of our business. Our gross margin increased from 8.4% in 2012 to 9.9% in 2013, primarily due to the increase in net revenues from services and others attributable to our online marketplace, as well as the increase in margin of the products we sold through our online direct sales.

**Fulfillment expenses.** Our fulfillment expenses increased by 34.2% from RMB3,061 million in 2012 to RMB4,109 million (US\$679 million) in 2013. This increase was primarily due to an increase in compensation costs relating to fulfillment expenses from RMB1,527 million in 2012 to RMB2,005 million (US\$331 million) in 2013, which was due in turn to the increase in the number of our fulfillment employees from 23,789 as of December 31, 2012 to 32,953 as of December 31, 2013, as well as to higher average compensation expenses. The increase in our fulfillment expenses was also attributable to (i) an increase in the rental expenses for our warehouses from RMB281 million in 2012 to RMB422 million (US\$70 million) in 2013,

Table of Contents

which was primarily due to the increase in the aggregate gross floor area leased, as well as to increases in rental rates on leases that we renewed in 2013, (ii) increased shipping charges from contracted third-party shipping companies and couriers from RMB661 million in 2012 to RMB794 million (US\$131 million) in 2013 as our sales volume increased, even as our use of contracted third-party couriers has declined as a percentage of all orders fulfilled, and (iii) to an increase in payment processing charges from RMB116 million in 2012 to RMB235 million (US\$39 million) in 2013 as our volume of sales increased.

*Marketing expenses.* Our marketing expenses increased by 45.0% from RMB1,097 million in 2012 to RMB1,590 million (US\$263 million) in 2013. This increase was primarily due to an increase in our advertising expenditures, including offline and online advertising, from RMB1,016 million in 2012 to RMB1,491 million (US\$246 million) in 2013 as we continued to enhance our brand recognition and attract new purchases.

*Technology and content expenses.* Our technology and content expenses increased by 51.4% from RMB636 million in 2012 to RMB964 million (US\$159 million) in 2013. This increase was primarily due to the increase in the headcount of our technology employees from 2,453 as of December 31, 2012 to 2,720 as of December 31, 2013, which involved hiring of additional senior and experienced technology employees, to execute our technology-related strategies of improving our technology platform.

*General and administrative expenses.* Our general and administrative expenses increased by 19.0% from RMB640 million in 2012 to RMB760 million (US\$126 million) in 2013. This increase was primarily due to an increase in headcount of general and administrative employees from 1,479 as of December 31, 2012 to 2,372 as of December 31, 2013. The increase was also due to an increase in share-based compensation expenses from RMB113 million in 2012 to RMB138 million (US\$23 million) in 2013.

*Interest Income.* Our interest income increased from RMB176 million in 2012 to RMB344 million (US\$57 million) in 2013. This increase was primarily due to the larger cash balance we held in 2013, which was attributable primarily to the proceeds from our issuance of ordinary shares in November 2012 and February 2013 as well as the increase in cash flow from operating activities.

*Others, Net.* Others, net, increased from RMB60 million in 2012 to RMB193 million (US\$32 million) in 2013. This increase was primarily due to our receipt of government financial incentives, which we recognize as income upon receipt. We receive government financial incentives from relevant government authorities from time to time, but the timing and amount of government financial incentives are within the sole discretion of the government authorities. The increase in others, net is also attributable to foreign exchange gains as well.

*Net Loss.* As a result of the foregoing, our net loss decreased by 97.1% from RMB1,729 million in 2012 to RMB50 million (US\$8 million) in 2013.

***Years Ended December 31, 2012 and 2011***

*Net Revenues.* Our total net revenues increased by 95.8% from RMB21,129 million in 2011 to RMB41,381 million in 2012, with large increases in both categories of net revenues. The percentage of total net revenues contributed by general merchandise products increased in 2012 as we continued to expand our general merchandise product selection, and the percentage contributed by services and others increased as our online marketplace continued to grow rapidly in its second full year of operation.

Table of Contents

The increase in our total net revenues was primarily due to the growth in our active customer accounts from 12.5 million in 2011 to 29.3 million in 2012 and the growth in the number of orders we fulfilled from approximately 65.9 million in 2011 to approximately 193.8 million in 2012.

**Operating Expenses.** Our total operating expenses increased by 92.3% from RMB22,533 million in 2011 to RMB43,332 million in 2012. This increase was due to increases in all of our operating expense line items.

*Cost of revenues.* Our cost of revenues increased by 89.7% from RMB19,977 million in 2011 to RMB37,898 million in 2012. This increase reflects the increase in our volume of online direct sales. Our gross profit increased by 202% from RMB1,152 million in 2011 to RMB3,483 million in 2012. Our gross margin increased from 5.5% in 2011 to 8.4% in 2012, primarily due to the increase in net revenues from services and others and the increased profitability of products sold in our online direct sales business.

*Fulfillment expenses.* Our fulfillment expenses increased by 102% from RMB1,515 million in 2011 to RMB3,061 million in 2012. This increase was primarily due to an increase in compensation costs relating to fulfillment expenses from RMB707 million in 2011 to RMB1,527 million in 2012, which was due in turn to higher average compensation expenses as well as the increase in the number of our fulfillment employees from 17,862 as of December 31, 2011 to 23,789 as of December 31, 2012. The increase in our fulfillment expenses was also attributable to an increase in shipping charges from contracted third-party couriers from RMB398 million in 2011 to RMB661 million in 2012 as our sales volume increased, even as our use of contracted third-party couriers has declined as a percentage of all orders fulfilled. Also contributing to this increase was an increase in the rental expenses for our warehouses from RMB122 million in 2011 to RMB281 million in 2012, which was primarily due to the increase in the aggregate gross floor area leased, as well as to increases in rental rates on leases that we renewed in 2012. The increase was also due to an increase in payment processing charges from RMB50 million in 2011 to RMB116 million in 2012 as our volume of sales increased.

*Marketing expenses.* Our marketing expenses increased by 129% from RMB479 million in 2011 to RMB1,097 million in 2012. This increase was primarily due to an increase in our advertising expenditures, including offline and online advertising, from RMB428 million in 2011 to RMB1,016 million in 2012 as we continued to enhance our brand recognition and attract new purchases.

*Technology and content expenses.* Our technology and content expenses increased by 165% from RMB240 million in 2011 to RMB636 million in 2012. This increase was primarily due to the increase in the headcount of our technology employees from 1,013 as of December 31, 2011 to 2,453 as of December 31, 2012 to execute our technology-related strategies of improving our technology platform.

*General and administrative expenses.* Our general and administrative expenses increased by 98.5% from RMB322 million in 2011 to RMB640 million in 2012. This increase was primarily due to an increase in headcount of general and administrative employees from 1,096 as of December 31, 2011 to 1,479 as of December 31, 2012, and to an increase in compensation associated with our addition of new executives and mid-level management personnel. The increase was also due to a substantial increase in share-based compensation expenses from RMB26 million in 2011 to RMB113 million in 2012.

**Interest Income.** Our interest income increased from RMB56 million in 2011 to RMB176 million in 2012. This increase was primarily due to the larger cash balance we held in 2012,

## Edgar Filing: DILLARD ALEX - Form 4

### Table of Contents

which was attributable primarily to the proceeds from our issuance of ordinary shares in June 2011, February 2012 and November 2012 as well as the increase in cash flow from operating activities.

**Others, Net.** Others, net, decreased from RMB64 million in 2011 to RMB60 million in 2012.

**Net Loss.** As a result of the foregoing, our net loss increased by 34.7% from RMB1,284 million in 2011 to RMB1,729 million in 2012.

### **Selected Quarterly Results of Operations**

The following table sets forth our historical unaudited consolidated selected quarterly results of operations for the periods indicated.

	For the Three Months Ended						
	March 31, 2013	June 30, 2013	September 30, 2013	December 31, 2013	March 31, 2014	June 30, 2014	September 30, 2014
(in millions of RMB)							
<b>Net revenues:</b>							
Online direct sales	13,322	16,895	17,461	19,340	21,781	27,018	27,370
Services and others	403	558	577	784	876	1,595	1,642
<b>Total net revenues</b>	<b>13,725</b>	<b>17,453</b>	<b>18,038</b>	<b>20,124</b>	<b>22,657</b>	<b>28,613</b>	<b>29,012</b>
<b>Operating expenses:<sup>(1)</sup></b>							
Cost of revenues	(12,250)	(15,900)	(16,263)	(18,083)	(20,396)	(25,458)	(25,468)
Fulfillment	(845)	(979)	(1,034)	(1,251)	(1,360)	(2,002)	(2,120)
Marketing	(262)	(428)	(377)	(523)	(594)	(1,066)	(880)
Technology and content	(219)	(218)	(251)	(276)	(285)	(420)	(512)
General and administrative	(151)	(161)	(194)	(254)	(3,874)	(455)	(438)
<b>Total operating expenses</b>	<b>(13,727)</b>	<b>(17,686)</b>	<b>(18,119)</b>	<b>(20,387)</b>	<b>(26,509)</b>	<b>(29,401)</b>	<b>(29,418)</b>
<b>Loss from operations</b>	<b>(2)</b>	<b>(233)</b>	<b>(81)</b>	<b>(263)</b>	<b>(3,852)</b>	<b>(788)</b>	<b>(406)</b>
<b>Other income/(expenses)</b>							
Interest income	40	97	85	122	98	155	197
Interest expense	(4)	(3)	(377)	(1)	(5)	(8)	(9)
Others, net	(20)	113	71	29	(39)	59	60
<b>(Loss)/income before tax</b>	<b>14</b>	<b>(26)</b>	<b>75</b>	<b>(113)</b>	<b>(3,798)</b>	<b>(582)</b>	<b>(158)</b>
<b>Income tax expense</b>	<b>(1)</b>	<b>(2)</b>	<b>(0)</b>	<b>3</b>	<b>3</b>	<b>(1)</b>	<b>(6)</b>
<b>Net (loss)/income</b>	<b>13</b>	<b>(28)</b>	<b>75</b>	<b>(110)</b>	<b>(3,795)</b>	<b>(583)</b>	<b>(164)</b>



(1)

Share-based compensation expenses are allocated in operating expense items as follows:

	For the Three Months Ended						
	March 31, 2013	June 30, 2013	September 30, 2013	December 31, 2013	March 31, 2014	June 30, 2014	September 30, 2014
	(in millions of RMB)						
Fulfillment	(20)	(20)	(20)	(21)	(19)	(34)	(37)
Marketing	(2)	(2)	(2)	(3)	(1)	(5)	(8)
Technology and content	(8)	(8)	(9)	(8)	(9)	(17)	(26)
General and administrative	(35)	(32)	(33)	(38)	(3,670)	(154)	(98)
Total	(65)	(62)	(64)	(70)	(3,699)	(210)	(169)

## Edgar Filing: DILLARD ALEX - Form 4

### Table of Contents

The following table sets forth our historical unaudited consolidated selected quarterly results of operations for the periods indicated, as a percentage of total net revenues.

	For the Three Months Ended						
	March 31, 2013	June 30, 2013	September 30, 2013	December 31, 2013	March 31, 2014	June 30, 2014	September 30, 2014
(as percentage of total net revenues)							
<b>Net revenues:</b>							
Online direct sales	97.0	96.8	96.8	96.1	96.1	94.4	94.3
Services and others	3.0	3.2	3.2	3.9	3.9	5.6	5.7
<b>Total net revenues</b>	<b>100.0</b>	<b>100.0</b>	<b>100.0</b>	<b>100.0</b>	<b>100.0</b>	<b>100.0</b>	<b>100.0</b>
<b>Operating expenses:<sup>(1)</sup></b>							
Cost of revenues	(89.3)	(91.1)	(90.2)	(89.9)	(90.0)	(89.0)	(87.8)
Fulfillment	(6.2)	(5.6)	(5.7)	(6.2)	(6.0)	(7.0)	(7.3)
Marketing	(1.9)	(2.5)	(2.1)	(2.6)	(2.6)	(3.7)	(3.0)
Technology and content	(1.6)	(1.2)	(1.4)	(1.4)	(1.3)	(1.5)	(1.8)
General and administrative	(1.0)	(0.9)	(1.0)	(1.2)	(17.1)	(1.6)	(1.5)
<b>Total operating expenses</b>	<b>(100.0)</b>	<b>(101.3)</b>	<b>(100.4)</b>	<b>(101.3)</b>	<b>(117.0)</b>	<b>(102.8)</b>	<b>(101.4)</b>
<b>Loss from operations</b>	<b>(0.0)</b>	<b>(1.3)</b>	<b>(0.4)</b>	<b>(1.3)</b>	<b>(17.0)</b>	<b>(2.8)</b>	<b>(1.4)</b>
<b>Other income/(expenses)</b>							
Interest income	0.3	0.6	0.5	0.6	0.4	0.6	0.7
Interest expense	(0.0)	(0.0)	(0.0)	(0.0)	(0.0)	(0.0)	(0.0)
Others, net	(0.2)	0.5	0.3	0.2	(0.2)	0.2	0.2
<b>(Loss)/income before tax</b>	<b>0.1</b>	<b>(0.2)</b>	<b>0.4</b>	<b>(0.5)</b>	<b>(16.8)</b>	<b>(2.0)</b>	<b>(0.5)</b>
<b>Income tax expense</b>	<b>(0.0)</b>	<b>(0.0)</b>	<b>(0.0)</b>	<b>0.0</b>	<b>0.0</b>	<b>(0.0)</b>	<b>(0.1)</b>
<b>Net (loss)/income</b>	<b>0.1</b>	<b>(0.2)</b>	<b>0.4</b>	<b>(0.5)</b>	<b>(16.8)</b>	<b>(2.0)</b>	<b>(0.6)</b>

(1)

Share-based compensation expenses are allocated in operating expense items as follows:

**For the Three Months Ended**

Explanation of Responses:

Edgar Filing: DILLARD ALEX - Form 4

	March 31, 2013	June 30, 2013	September 30, 2013	December 31, 2013	March 31, 2014	June 30, 2014	September 30, 2014
	(as percentage of total net revenues)						
Fulfillment	(0.2)	(0.1)	(0.1)	(0.1)	(0.1)	(0.1)	(0.1)
Marketing	(0.0)	(0.0)	(0.0)	(0.0)	(0.0)	(0.0)	(0.1)
Technology and content	(0.1)	(0.1)	(0.1)	(0.0)	(0.0)	(0.1)	(0.1)
General and administrative	(0.3)	(0.2)	(0.2)	(0.2)	(16.2)	(0.5)	(0.3)
Total	(0.6)	(0.4)	(0.4)	(0.3)	(16.3)	(0.7)	(0.6)

We experience seasonality in our business, reflecting a combination of seasonal fluctuations in internet usage and traditional retail seasonality patterns. For example, we generally experience less user traffic and purchase orders during national holidays in China, particularly during the Chinese New Year holiday season in the first quarter of each year. Furthermore, sales in the traditional retail industry are significantly higher in the fourth quarter of each calendar year than in the preceding three quarters. E-commerce companies in China hold special promotional campaigns on November 11 each year that also tend to boost sales in the fourth quarter relative to other quarters, and we hold a special promotional campaign in the second quarter of each year, on June 18, to celebrate the anniversary of the founding of our e-commerce business. Overall, the historical seasonality of our business has been relatively mild due to our rapid growth but may increase further in the future. Due to our limited operating history, the seasonal trends that we have experienced in the past may not apply to, or be indicative of, our future operating results.

Table of Contents**Liquidity and Capital Resources***Cash Flows and Working Capital*

Our primary sources of liquidity have been proceeds from operating activities, private issuances of ordinary and preferred shares, and our initial public offering. In May 2014, we completed our initial public offering in which we issued and sold an aggregate of 83,060,200 ADSs, representing 166,120,400 Class A ordinary shares resulting in net proceeds to us of approximately US\$1.5 billion. Concurrently with our initial public offering, we also raised US\$1.3 billion from Huang River Investment Limited, our existing shareholder, by selling 139,493,960 Class A ordinary shares to Huang River via private placement.

As of September 30, 2014, we had a total of RMB36.3 billion (US\$5.9 billion) in cash and cash equivalents, restricted cash and short-term investments. This included RMB1.9 billion (US\$317.2 million), US\$3.0 billion in the United States, RMB28.9 million (US\$4.7 million), HK\$7.7 million (US\$1.0 million) and US\$19.2 million in Hong Kong, RMB1.0 billion (US\$162.9 million) in the Cayman Islands, and RMB14.6 billion (US\$2.4 billion) in China. Our cash and cash equivalents generally consist of bank deposits and liquid investments with maturities of three months or less. As of September 30, 2014, we had one-year revolving lines of credit for an aggregate amount of RMB9.6 billion (US\$1.6 billion) from several Chinese commercial banks. We had RMB3.8 billion (US\$0.6 billion) outstanding under these revolving lines of credit as of September 30, 2014.

We believe that our current cash and cash equivalents will be sufficient to meet our anticipated cash needs for the next 12 months. We may, however, need additional cash resources in the future if we experience changes in business conditions or other developments. We may also need additional cash resources in the future if we find and wish to pursue opportunities for investment, acquisition, capital expenditure or similar actions. If we determine that our cash requirements exceed the amount of cash and cash equivalents we have on hand, we may seek to issue debt or equity securities or obtain additional credit facilities.

Our accounts payable primarily include accounts payable to suppliers associated with our online direct sales business and those to third-party sellers on our online marketplace. As of December 31, 2011, 2012 and 2013 and September 30, 2014, our accounts payable amounted to RMB3,636 million, RMB8,097 million, RMB11,019 million and RMB17,036 million (US\$2,776 million), respectively. These increases reflected a significant growth in our sales volumes and scale of operations for our online direct sales business and the related increase in products sourced from our suppliers, as well as the growth in the scale of operations of our online marketplace. From late 2013, we started to provide supply chain financing to our suppliers of online direct sales business. As of December 31, 2013 and September 30, 2014, the balances of financing we provided to our suppliers amounted to RMB0.1 billion and RMB1.4 billion (US\$0.2 billion), respectively. Our accounts payable turnover days for our online direct sales business excluding the impact from supply chain financing were 35.3 days in 2011, 42.1 days in 2012, 38.8 days in 2013 and 41.6 days in the nine months ended September 30, 2014. Accounts payable turnover days for a given period are equal to average accounts payable balances at the beginning and the end of the period divided by total cost of revenues during the period and multiplied by the number of days during the period.

Our net inventories have increased significantly in recent periods, from RMB2,764 million as of December 31, 2011 to RMB4,754 million as of December 31, 2012, RMB6,386 million as of December 31, 2013 and RMB11,095 million (US\$1,808 million) as of September 30, 2014. These increases reflected the additional inventory required to support our substantially expanded sales volumes. Our inventory turnover days were 34.6 days in 2011, 35.7 days in 2012, and 32.1 days in 2013 and 33.1 days in the nine months ended September 30, 2014. Inventory turnover days for a given period equal average inventory balances at the beginning and the end of the period divided by total

Table of Contents

cost of revenues during the period and then multiplied by the number of days during the period. Our inventory balances will fluctuate over time due to a number of factors, including expansion in our product selection and changes in our product mix. Our inventory balances typically increase when we prepare for special promotion events, such as the anniversary of the founding of our company on June 18 and China's new online shopping festival on November 11.

Although we consolidate the results of our consolidated variable interest entities, we only have access to cash balances or future earnings of our consolidated variable interest entities through our contractual arrangements with them. See "Corporate History and Structure." For restrictions and limitations on liquidity and capital resources as a result of our corporate structure, see " Holding Company Structure."

As a Cayman Islands exempted company and offshore holding company, we are permitted under PRC laws and regulations to provide funding to our wholly foreign-owned subsidiaries in China only through loans or capital contributions, subject to the approval of government authorities and limits on the amount of capital contributions and loans. In addition, our wholly foreign-owned subsidiaries in China may provide Renminbi funding to their respective subsidiaries through capital contributions and entrusted loans, and to our consolidated variable interest entities only through entrusted loans. See "Risk Factors Risks Related to Our Corporate Structure PRC regulation of loans to and direct investment in PRC entities by offshore holding companies and governmental control of currency conversion may delay or prevent us from using the proceeds of our initial public offering to make loans to our PRC subsidiaries and consolidated variable interest entities or make additional capital contributions to our wholly foreign-owned subsidiaries in China, which could materially and adversely affect our liquidity and our ability to fund and expand our business."

Renminbi may be converted into foreign exchange for current account items, including interest and trade- and service-related transactions. As a result, our PRC subsidiaries and our consolidated variable interest entities in China may purchase foreign exchange for the payment of license, content or other royalty fees and expenses to offshore licensors and content partners, for example.

Our wholly foreign-owned subsidiaries may convert Renminbi amounts that they generate in their own business activities, including technical consulting and related service fees pursuant to their contracts with the consolidated variable interest entities, as well as dividends they receive from their own subsidiaries, into foreign exchange and pay them to their non-PRC parent companies in the form of dividends. However, current PRC regulations permit our wholly foreign-owned subsidiaries to pay dividends to us only out of their accumulated profits, if any, determined in accordance with Chinese accounting standards and regulations. Each of our wholly foreign-owned subsidiaries is required to set aside at least 10% of its after-tax profits after making up previous years' accumulated losses each year, if any, to fund certain reserve funds until the total amount set aside reaches 50% of its registered capital. These reserves are not distributable as cash dividends. Furthermore, capital account transactions, which include foreign direct investment and loans, must be approved by and/or registered with SAFE and its local branches.

Table of Contents

The following table sets forth a summary of our cash flows for the periods indicated:

	For the Year Ended December 31,				For the Nine Months Ended September 30,		
	2011	2012	2013		2013	2014	
	RMB	RMB	RMB	US\$	RMB	RMB	US\$
	(in millions)						
<b>Summary Consolidated Cash Flow Data:</b>							
Net cash (used in)/provided by operating activities	(86)	1,404	3,570	589	2,115	2,260	368
Net cash used in investing activities	(624)	(3,369)	(2,671)	(441)	(2,287)	(11,647)	(1,897)
Net cash provided by financing activities	6,237	2,854	2,795	462	1,855	19,339	3,150
Effect of exchange rate changes on cash and cash equivalents	(108)	(1)	(59)	(10)	(48)	(46)	(8)
Net increase in cash and cash equivalents	5,419	888	3,635	600	1,635	9,906	1,613
Cash and cash equivalents at beginning of year/period	870	6,289	7,177	1,186	7,177	10,812	1,762
Cash and cash equivalents at end of year/period	6,289	7,177	10,812	1,786	8,812	20,718	3,375

***Operating Activities***

Net cash provided by operating activities in the nine months ended September 30, 2014 was RMB2,260 million (US\$368 million). In the nine months ended September 30, 2014, the principal items accounting for the difference between our net cash provided by operating activities and our net loss were certain non-cash expenses, principally share-based compensation of RMB4,078 million (US\$664 million) and depreciation and amortization of RMB1,101 million (US\$179 million), and changes in certain working capital accounts, principally an increase in accounts payable of RMB6,047 million (US\$985 million), an increase in advance from customers of RMB1,698 million (US\$277 million) and an increase in accrued expenses and other current liabilities of RMB1,130 million (US\$184 million), partially offset by an increase in inventories of RMB4,709 million (US\$767 million) and an increase in restricted cash of RMB1,166 million (US\$190 million), an increase in accounts receivable of RMB1,109 million (US\$181 million). The increase in our accounts payable was due to the growth of our business. The increase in our advance from customers was due to the increase in our sales of prepaid cards as well as the increase in advance from customers related to the sales on our online marketplace, since third-party sellers tend to take longer to complete deliveries to the extent that they do not use our fulfillment services. The increase in our accrued expenses and other current liabilities was primarily due to the growth in payroll and related accruals primarily associated with the increase in our headcount as well as the growth in our online marketplace business which resulted in the increase of vendor deposits. The increase in our inventories was due to the growth of our business. The increase in restricted cash was due to the increase in secured deposits held in designated bank accounts associated with our increased use of bank acceptance. The increase in accounts receivable was due to the consumer financing we started providing to our selected customers as part of our internet financing initiatives in 2014.

Net cash provided by operating activities in 2013 was RMB3,570 million (US\$589 million). In 2013, the principal items accounting for the difference between our net cash provided by operating activities and our net loss were an increase in accounts payable of RMB2,687 million (US\$444 million), an increase in advance from customers of RMB1,159 million (US\$191 million) and an increase in accrued expenses and other current liabilities of RMB929 million (US\$153 million), partially offset by an increase in inventories of RMB1,632 million (US\$270 million) and an increase in advance to suppliers of RMB660 million (US\$109 million). The increase in our accounts payable was due to the growth of our business. The increase in our advance from customers was due to the increase in our sales of prepaid cards as well as the increase in advance from customers related to the sales on our

Table of Contents

online marketplace, since third-party sellers tend to take longer to complete deliveries to the extent that they do not use our fulfillment services. The increase in our accrued expenses and other current liabilities was primarily due to the growth in payroll and related accruals primarily associated with the increase in our headcount as well as the growth in our online marketplace business which resulted in the increase of vendor deposits. The increase in our inventories was due to the growth of our business. The increase in advance to suppliers was due to increased advance payments made to our suppliers in order to secure steady supply of products during the Chinese New Year season, which was close to the 2013 year end.

Net cash provided by operating activities in 2012 was RMB1,404 million. In the year ended December 31, 2012, the principal items accounting for the difference between our net cash provided by operating activities and our net loss were an increase in accounts payable of RMB4,156 million, an increase in accrued expenses and other current liabilities of RMB754 million and an increase in advance from customers of RMB604 million, partially offset by an increase in inventories of RMB1,990 million and an increase in restricted cash of RMB628 million. The increase in our accounts payable was due to the growth of our business and the resulting increase in our ability to negotiate more favorable payment terms from suppliers. The increase in our accrued expenses and other current liabilities was primarily due to the growth in payroll and related accruals primarily associated with the increase in our headcount as well as the growth in our online marketplace business which resulted in the increase of vendor deposits. The increase in our advance from customers was due to the increase in our sales of prepaid cards as well as the increase in advance from customers related to the sales on our online marketplace, since third-party sellers tend to take longer to complete deliveries to the extent that they do not use our fulfillment services. The increase in our inventories was due to the growth of our business. The increase in our restricted cash was due to the increase in secured deposits held in designated bank accounts associated with our increased use of bank acceptance.

Net cash used in operating activities in 2011 was RMB86 million. In the year ended December 31, 2011, the principal items accounting for the difference between our net cash used in operating activities and our net loss were an increase in accounts payable of RMB2,420 million and an increase in accrued expenses and other current liabilities of RMB412 million, partially offset by an increase in inventories of RMB1,685 million. The increase in our accounts payable was due to the growth of our business. The increase in our accrued expenses and other current liabilities was primarily due to the growth in payroll and related accruals primarily associated with the increase in our headcount as well as the growth in our online marketplace business which resulted in the increase of vendor deposits. The increase in our inventories was due to the growth of our business and our expansion into certain general merchandise product categories with lower inventory turnover rates.

*Investing Activities*

Net cash used in investing activities in the nine months ended September 30, 2014 was RMB11,647 million (US\$1,897 million), consisting primarily of the purchase of short-term investments along with purchases of property, equipment and software, partially offset by the maturity of short-term investments, as well as cash acquired from business combinations.

Net cash used in investing activities in 2013 was RMB2,671 million (US\$441 million), consisting primarily of the purchase of short-term investments, largely offset by the maturity of short-term investments, as well as cash paid for construction in progress on our new warehouses and office building, purchases of property, equipment and software and deposit for capital verification associated with capital contributions to our entities in China.

Net cash used in investing activities in 2012 was RMB3,369 million, consisting primarily of our purchases of short term investments along with purchases of property, equipment and software and purchases of land use rights, partially offset by maturity of short-term investments.

Table of Contents

Net cash used in investing activities in 2011 was RMB624 million, consisting primarily of our purchases of property, equipment and software, our prepayment for the purchase of an office building in Suqian, Jiangsu Province, to be used for our national customer service center, and our purchase of land use rights for the expansion of our fulfillment infrastructure and office facilities.

***Financing Activities***

Net cash provided by financing activities in the nine months ended September 30, 2014 was RMB19,339 million (US\$3,150 million), consisting of proceeds from our initial public offering and private issuances of ordinary shares, as well as proceeds from short-term borrowings.

Net cash provided by financing activities in 2013 was RMB2,795 million (US\$462 million), consisting of proceeds from the issuance of ordinary shares and proceeds from short-term borrowings, partially offset by the repayment of short-term bank loan.

Net cash provided by financing activities in 2012 was RMB2,854 million, consisting primarily of the proceeds from the issuance of ordinary shares as well as short-term bank loans and proceeds from the exercise of warrants.

Net cash provided by financing activities in 2011 was RMB6,237 million, consisting primarily of the proceeds from the issuance of ordinary shares. See "Description of Share Capital History of Securities Issuances."

**Capital Expenditures**

We made capital expenditures of RMB623 million, RMB1,148 million, RMB1,292 million and RMB2,122 million (US\$345 million) in 2011, 2012, 2013 and the nine months ended September 30, 2014, respectively. In these periods, our capital expenditures mainly included our payment for the purchase of land use rights for premises on which we plan to construct warehouses and office buildings, our prepayment for the purchase of an office building, our payment for construction in progress, and our payment for the purchase of property, equipment and software and other intangible assets. Our capital expenditures for 2014 are expected to be between RMB3.5 billion and RMB4.0 billion (US\$0.6 billion and US\$0.7 billion), approximately RMB2.0 billion (US\$330 million) of which we expect to fund from the proceeds of our initial public offering and the remainder from cash on hand. Our planned capital expenditures for 2014 will consist primarily of expenditures related to the expansion of our fulfillment infrastructure as well as our new office buildings. Our capital expenditures will continue to be significant in the foreseeable future as we expand and improve our fulfillment infrastructure and technology platform to meet the needs of our anticipated growth.

**Contractual Obligations**

The following table sets forth our contractual obligations as of December 31, 2013:

	Total	Payment Due by Period			More than 5 years
		Less than 1 year	1-3 years	3-5 years	
		(RMB thousands)			
Rental expenses	763,596	422,648	264,028	47,914	29,006
Bandwidth leasing	98,365	93,658	4,707		
Construction	911,812	697,221	214,591		
Total	1,773,773	1,213,527	483,326	47,914	29,006



Table of Contents

In connection with our transactions with Tencent in March 2014, we have agreed to pay Tencent RMB631 million (US\$104 million) in cash during 2014, subject to substantial completion of the post-closing covenants by Tencent and its affiliates.

Our operating lease obligations relate to our leases of offices and fulfillment centers and our lease of bandwidth and data centers.

In addition to operating lease obligations, we had capital commitments contracted in an aggregate amount of RMB912 million as of December 31, 2013. These capital commitments primarily relate to commitments on construction of office buildings and warehouses, and are to be paid in the following years according to the construction progress.

**Holding Company Structure**

JD.com, Inc. is a holding company with no material operations of its own. We conduct our operations primarily through our subsidiaries and consolidated variable interest entities in China. As a result, JD.com, Inc.'s ability to pay dividends depends upon dividends paid by our PRC subsidiaries. If our existing PRC subsidiaries or any newly formed ones incur debt on their own behalf in the future, the instruments governing their debt may restrict their ability to pay dividends to us. In addition, our wholly foreign-owned subsidiaries in China are permitted to pay dividends to us only out of their retained earnings, if any, as determined in accordance with PRC accounting standards and regulations. Under PRC law, each of our subsidiaries and our consolidated variable interest entities in China is required to set aside at least 10% of its after-tax profits each year, if any, to fund certain statutory reserve funds until such reserve funds reach 50% of its registered capital. In addition, each of our wholly foreign-owned subsidiaries in China may allocate a portion of its after-tax profits based on PRC accounting standards to enterprise expansion fund and staff bonus and welfare fund at its discretion. Each of the other PRC subsidiaries and our consolidated variable interest entities may allocate a portion of its after-tax profits based on PRC accounting standards to a discretionary surplus fund at its discretion. The statutory reserve funds and the discretionary funds are not distributable as cash dividends. Remittance of dividends by a wholly foreign-owned company out of China is subject to examination by the banks designated by SAFE. As of September 30, 2014, the amount restricted, including paid-in capital and statutory reserve funds, as determined in accordance with PRC accounting standards and regulations, was approximately RMB13,996 million (US\$2,280 million). Our PRC subsidiaries have never paid dividends and will not be able to pay dividends until they generate accumulated profits and meet the requirements for statutory reserve funds.

**Off-Balance Sheet Commitments and Arrangements**

We have not entered into any financial guarantees or other commitments to guarantee the payment obligations of any third parties. We have not entered into any derivative contracts that are indexed to our shares and classified as shareholder's equity or that are not reflected in our consolidated financial statements. Furthermore, we do not have any retained or contingent interest in assets transferred to an unconsolidated entity that serves as credit, liquidity or market risk support to such entity. We do not have any variable interest in any unconsolidated entity that provides financing, liquidity, market risk or credit support to us or engages in leasing, hedging or product development services with us.

**Inflation**

Inflation in China has not affected our results of operations in recent years. According to the National Bureau of Statistics of China, the year-over-year percent changes in the consumer price index for December 2011, 2012 and 2013 and September 2014 were increases of 4.1%, 2.5%, 2.5% and 1.6%,

Table of Contents

respectively. Although we have not been affected by inflation in the past, we may be affected if China experiences higher rates of inflation in the future.

**Quantitative and Qualitative Disclosure about Market Risk**

*Foreign Exchange Risk*

All of our revenues and substantially all of our expenses are denominated in Renminbi. We do not believe that we currently have any significant direct foreign exchange risk and have not used any derivative financial instruments to hedge exposure to such risk. Although in general our exposure to foreign exchange risks should be limited, the value of your investment in our ADSs will be affected by the exchange rate between the U.S. dollar and the Renminbi because the value of our business is effectively denominated in Renminbi, while our ADSs will be traded in U.S. dollars.

The conversion of Renminbi into foreign currencies, including U.S. dollars, is based on rates set by the People's Bank of China. The PRC government allowed the Renminbi to appreciate by more than 20% against the U.S. dollar between July 2005 and July 2008. Between July 2008 and June 2010, this appreciation halted and the exchange rate between the Renminbi and the U.S. dollar remained within a narrow band. Since June 2010, the PRC government has allowed the Renminbi to appreciate slowly against the U.S. dollar again, and it has appreciated more than 10% since June 2010. It is difficult to predict how market forces or PRC or U.S. government policy may impact the exchange rate between the Renminbi and the U.S. dollar in the future.

To the extent that we need to convert U.S. dollars into Renminbi for our operations, appreciation of the Renminbi against the U.S. dollar would have an adverse effect on the Renminbi amount we receive from the conversion. Conversely, if we decide to convert Renminbi into U.S. dollars for the purpose of making payments for dividends on our ordinary shares or ADSs or for other business purposes, appreciation of the U.S. dollar against the Renminbi would have a negative effect on the U.S. dollar amounts available to us.

As of September 30, 2014, we had RMB-denominated cash and cash equivalents, restricted cash and short-term investments of RMB17.6 billion, and U.S. dollar-denominated cash balances of US\$3.0 billion. Assuming we had converted RMB17.6 billion into U.S. dollars at the exchange rate of RMB6.1380 for US\$1.00 as of September 30, 2014, our U.S. dollar cash balance would have been US\$5.9 billion. If the RMB had depreciated by 10% against the U.S. dollar, our U.S. dollar cash balance would have been US\$5.6 billion instead. Assuming we had converted US\$3.0 billion into RMB at the exchange rate of RMB6.1380 for US\$1.00 as of September 30, 2014, our RMB cash balance would have been RMB36.3 billion. If the RMB had depreciated by 10% against the U.S. dollar, our RMB cash balance would have been RMB 38.3 billion instead.

*Interest Rate Risk*

Our exposure to interest rate risk primarily relates to the interest income generated by excess cash, which is mostly held in interest-bearing bank deposits. We have not used derivative financial instruments in our investment portfolio. Interest earning instruments carry a degree of interest rate risk. We have not been exposed to, nor do we anticipate being exposed to, material risks due to changes in market interest rates. However, our future interest income may fall short of expectations due to changes in market interest rates.

**Critical Accounting Policies, Judgements and Estimates**

An accounting policy is considered critical if it requires an accounting estimate to be made based on assumptions about matters that are highly uncertain at the time such estimate is made, and if different accounting estimates that reasonably could have been used, or changes in the accounting

Table of Contents

estimates that are reasonably likely to occur periodically, could materially impact the consolidated financial statements.

We prepare our financial statements in conformity with U.S. GAAP, which requires us to make judgments, estimates and assumptions. We continually evaluate these estimates and assumptions based on the most recently available information, our own historical experiences and various other assumptions that we believe to be reasonable under the circumstances. Since the use of estimates is an integral component of the financial reporting process, actual results could differ from our expectations as a result of changes in our estimates. Some of our accounting policies require a higher degree of judgment than others in their application and require us to make significant accounting estimates.

The following descriptions of critical accounting policies, judgments and estimates should be read in conjunction with our consolidated financial statements and other disclosures included in this prospectus. When reviewing our financial statements, you should consider (i) our selection of critical accounting policies, (ii) the judgments and other uncertainties affecting the application of such policies and (iii) the sensitivity of reported results to changes in conditions and assumptions.

***Consolidation of Affiliated Entities***

Foreign ownership of internet-based businesses is subject to significant restrictions under current PRC laws and regulations. The PRC government regulates internet access, the distribution of online information and the conduct of online commerce through strict business licensing requirements and other government regulations. These laws and regulations also include limitations on foreign ownership in PRC companies that provide internet content distribution services.

To comply with PRC laws and regulations, we conduct our operations in China through a series of contractual arrangements entered into between our PRC subsidiary, Jingdong Century, our affiliated PRC entities, Jingdong 360 and Jiangsu Yuanzhou and their shareholders. As a result of these contractual arrangements, we have the ability to direct the activities of Jingdong 360 and Jiangsu Yuanzhou that most significantly impact their economic performance, and to obtain a majority of the residual returns of Jingdong 360 and Jiangsu Yuanzhou. We are considered the primary beneficiary of these entities, and accordingly these entities are our variable interest entities under U.S. GAAP and we consolidate the results in our consolidated financial statements. Any changes in PRC laws and regulations that affect our ability to control these entities might preclude us from consolidating these entities in the future.

***Advertising Revenue***

We provide advertising placements for a specified period of time on our various website channels and in various formats, including but not limited to banners, links, logos, buttons, and content integration. We recognize advertising revenues ratably over the period during which the advertising services are provided. Advertising arrangements involving multiple deliverables are allocated into single-element arrangements based on their relative selling price in the absence of vendor specific objective evidence and third-party evidence, and the related revenue is recognized over the period during which the element is provided. Significant assumptions and estimates have been made in estimating the relative selling price of each single-element, and changes in judgments on these assumptions and estimates could materially impact the timing of advertising revenue recognition. We did not enter into material advertising-for-advertising barter transactions, or any other types of barter transactions.

***Rebates and Subsidies***

We periodically receive consideration from certain suppliers, representing rebates for products sold and subsidies for the sales of the suppliers' products over a period of time. The rebates are not sufficiently separable from our purchase of the suppliers' products and they do not represent a

Table of Contents

reimbursement of costs incurred by us to sell vendors' products. We account for the rebates received from our suppliers as a reduction to the price we pay for the products purchased and therefore we record such amounts as a reduction of cost of revenues when recognized in our consolidated financial statements. Rebates are earned based on reaching minimum purchase thresholds for a specified period. When volume rebates can be reasonably estimated based on our past experiences and current forecasts, a portion of the rebate is recognized as we make progress towards the purchase threshold. Subsidies are calculated based on the volume of products sold through us and are recorded as a reduction of cost of revenues when the sales have been completed and the amount is determinable.

***Inventories***

Inventories are primarily accounted for using the weighted average cost method and are valued at the lower of cost or market value. This valuation requires us to make judgments, based on currently-available information, about the likely method of disposition, such as through sales to individual customers, returns to product vendors, or liquidations, and expected recoverable values of each disposition category. These assumptions about future disposition of inventory are inherently uncertain and changes in our estimates and assumptions may cause us to realize material write-downs in the future. As a measure of sensitivity, for every 1% of additional inventory valuation allowance as of September 30, 2014, we would have recorded an additional cost of sales of approximately RMB110.9 million.

***Goodwill***

We evaluate goodwill for impairment annually or more frequently when an event occurs or circumstances change that indicate that the carrying value may not be recoverable. Our annual testing date is December 31. We test goodwill for impairment by first comparing the book value of net assets to the fair value of the reporting units. If the fair value is determined to be less than the book value or qualitative factors indicate that it is more likely than not that goodwill is impaired, a second step is performed to compute the amount of impairment as the difference between the estimated fair value of goodwill and the carrying value. We estimate the fair value of the reporting units using discounted cash flows. Forecasts of future cash flows are based on our best estimate of future net sales and operating expenses, based primarily on expected category expansion, pricing, market segment share, and general economic conditions. Certain estimates of discounted cash flows involve businesses with limited financial history and developing revenue models. Changes in these forecasts could significantly change the amount of impairment recorded, if any.

During the years ended December 31, 2011, 2012 and 2013, management monitored the actual performance of the business relative to the fair value assumptions used during our annual goodwill impairment test, no triggering events were identified that required an update to our annual impairment test. As a measure of sensitivity, a 10% decrease in the fair value of our reporting units as of December 31, 2013 would have had no impact on the carrying value of our goodwill.

Table of Contents**Share-Based Compensation***Non-vested ordinary shares and restricted share units*

The following table sets forth information regarding the non-vested ordinary shares and restricted share units granted to eligible employees and non-employee consultants:

Grant Date	Number of Shares Granted	Fair Value Per Share (US\$)	Type of Valuation
May 15, 2011	6,878,360	3.42	Retrospective
July 15, 2012	32,629,911	3.67	Retrospective
December 15, 2012	1,335,500	3.70	Retrospective
February 2, 2013	600,000	3.70	Retrospective
December 20, 2013	14,583,405	3.96	Contemporaneous
March 11, 2014	93,780,970	6.30	Contemporaneous
March 31, 2014	12,296,594	6.33	Contemporaneous
May 22, 2014	147,702	9.50	Contemporaneous
July 1, 2014	2,950,220	14.26	Contemporaneous

Prior to our initial public offering, the fair value of the non-vested ordinary shares and restricted share units were assessed using the income approach / discounted cash flow method, with a discount for lack of marketability given that the shares underlying the award were not publicly traded at the time of grant, and was determined partly in reliance on a valuation determined with the assistance of an independent valuation firm using our estimates and assumptions. This assessment required complex and subjective judgments regarding our projected financial and operating results, our unique business risks, the liquidity of our ordinary shares and our operating history and prospects at the time the grants were made.

After our initial public offering, in determining the fair value of the non-vested ordinary shares and restricted share units granted, the closing market price of the underlying shares on the last trading date prior to the grant dates is applied. In determining the fair value of the non-vested ordinary shares and restricted share units granted on May 22, 2014, the date when our ADSs first commenced trading on NASDAQ, the per share equivalent of our initial public offering price to the public is applied.

**Share options**

The following table sets forth information regarding the share options granted to eligible employees:

Grant or Exchange <sup>(1)</sup> dates	Number of Share Options Granted or Exchanged	Exercise Price US\$	Fair Value of the Options as of the Grant Date US\$	Fair Value of the Underlying Ordinary Shares as of the Grant or Exchange Date US\$	Intrinsic Value as of the Grant Date US\$
December 20-27, 2013	26,912,328	3.96	1.73~2.01	3.96	
March 31, 2014	1,955,000	6.30	3.55~3.64	6.33	58,650

(1)

In December 2013, certain of our employees elected to exchange an aggregate of 7,954,526 restricted share units which had been previously granted to them for options to purchase an aggregate of 23,863,578 ordinary shares.

Management is responsible for determining the fair value of options granted to employees and considered a number of factors including valuations.

Table of Contents

In determining the fair value of our stock options, the binomial option pricing model was applied. The key assumptions used to determine the fair value of the options at the relevant grant dates in 2013 and the nine months ended September 30, 2014 were as follows. Changes in these assumptions could significantly affect the fair value of stock options and hence the amount of compensation expenses we recognize in our consolidated financial statements.

Our share-based compensation expense is measured at the fair value of the awards as calculated under the Binomial option-pricing model. Assumptions used in the Binomial Model are presented below:

	2013	Nine Months Ended September 31, 2014
Expected volatility <sup>(1)</sup>	47%~50%	53%
Risk-free interest rate (per annum) <sup>(2)</sup>	1.83%~2.91%	3.50%
Exercise multiples <sup>(3)</sup>	2.8	2.8
Expected dividend yield <sup>(4)</sup>		
Expected term (in years) <sup>(5)</sup>	7.4~10.0	10.0

- (1) We estimate expected volatility based on the annualized standard deviation of the daily return embedded in historical share prices of comparable companies with a time horizon close to the expected expiry of the term.
- (2) We estimate risk-free interest rate based on the yield to maturity of U.S. treasury bonds with a maturity similar to the expected expiry of the term.
- (3) The exercise multiple is estimated as the ratio of fair value of underlying shares over the exercise price as at the time the option is exercised, based on a consideration of research study regarding exercise pattern based on historical statistical data.
- (4) We have never declared or paid any cash dividends on our capital stock, and we do not anticipate any dividend payments on our ordinary shares in the foreseeable future.
- (5) Expected term is the contract life of the option.

The assumptions used in share-based compensation expense recognition represent our best estimates, but these estimates involve inherent uncertainties and the application of our judgment. If factors change or different assumptions are used, the share-based compensation expense could be materially different for any period. Moreover, the estimates of fair value are not intended to predict actual future events or the value that ultimately will be realized by grantees who receive share-based awards, and subsequent events are not indicative of the reasonableness of the original estimates of fair value made by us for accounting purposes.

#### ***Fair Value of Our Ordinary Shares***

Prior to our initial public offering, we were a private company with no quoted market prices for our ordinary shares. We therefore needed to make estimates of the fair value of our ordinary shares at various dates for the following purposes:

determining the fair value of our ordinary shares at the date of issuance of convertible instruments as one of the inputs into determining the intrinsic value of the beneficial conversion feature, if any; and

determining the fair value of our ordinary shares at the date of the grant of a share-based compensation award to our employees or non-employees as one of the inputs into determining the grant date fair value of the award.

## Edgar Filing: DILLARD ALEX - Form 4

### Table of Contents

The following table sets forth the fair value of our ordinary shares estimated at different times prior to our initial public offering with the assistance from an independent valuation firm:

Date	Equity Value (US\$ thousands)	Fair Value per Share (US\$)	DLOM	Discount Rate	Type of Valuation
May 15, 2011	5,470,769	3.42	20%	19%	Retrospective
July 15, 2012	6,822,739	3.67	20%	19%	Retrospective
December 15, 2012	7,117,524	3.70	20%	19%	Retrospective
February 2, 2013	7,552,785	3.70	15%	19%	Retrospective
December 20, 2013	8,030,000	3.96	10%	19%	Contemporaneous
March 11, 2014	15,721,000	6.30	10%	17.5%	Contemporaneous
March 31, 2014	15,794,000	6.33	10%	17.5%	Contemporaneous

In determining the fair value of our ordinary shares in 2011, 2012 and February 2013, we relied in part on a valuation retrospectively determined with the assistance of an independent valuation firm based on data we provided. The valuation report provided us with guidelines in determining the fair value, but the determination was made by our management. We obtained a retrospective valuation instead of a contemporaneous valuation by an unrelated valuation specialist because, prior to December 2013, our financial and limited human resources were principally focused on our business development efforts. We applied the income approach/discounted cash flow analysis based on our projected cash flow using our best estimate as of the valuation date. The determination of the fair value of our ordinary shares requires complex and subjective judgments to be made regarding our projected financial and operating results, our unique business risks, the liquidity of our shares and our operating history and prospects at the time of valuation.

The major assumptions used in calculating the fair value of ordinary shares include:

*Discount rates.* The discount rates listed out in the table above were based on the weighted average cost of capital, which was determined based on a consideration of the factors including risk-free rate, comparative industry risk, equity risk premium, company size and non-systemic risk factors.

*Comparable companies.* In deriving the weighted average cost of capital used as the discount rates under the income approach, seven publicly traded companies were selected for reference as our guideline companies. The guideline companies were selected based on the following criteria: (i) they operate in the e-commerce industry and (ii) their shares are publicly traded in developed capital markets, including the United States, the UK and Japan.

*Discount for lack of marketability, or DLOM.* DLOM was quantified by the Black-Scholes option pricing model. Under this option-pricing method, the cost of the put option, which can hedge the price change before the privately held shares can be sold, was considered as a basis to determine the DLOM. This option pricing method is one of the methods commonly used in estimating DLOM as it can take into consideration factors like timing of a liquidity event (such as an IPO) and estimated volatility of our shares. The farther the valuation date is from an expected liquidity event, the higher the put option value and thus the higher the implied DLOM. The lower DLOM is used for the valuation, the higher is the determined fair value of the ordinary shares.

The income approach involves applying appropriate discount rates to estimated cash flows that are based on earnings forecasts. Our revenues and earnings growth rates, as well as major milestones that we have achieved, contributed to the increase in the fair value of our ordinary shares. However, these fair values are inherently uncertain and highly subjective. The assumptions used in deriving the fair values are consistent with our business plan. These assumptions include: no material changes in the existing political, legal and economic conditions in China; our ability to retain competent management,

Table of Contents

key personnel and staff to support our ongoing operations; and no material deviation in market conditions from economic forecasts. These assumptions are inherently uncertain.

The option-pricing method was used to allocate enterprise value to preferred and ordinary shares, taking into account the guidance prescribed by the AICPA Audit and Accounting Practice Aid, "Valuation of Privately-Held Company Equity Securities Issued as Compensation." The method treats common stock and preferred stock as call options on the enterprise's value, with exercise prices based on the liquidation preference of the preferred stock.

The option-pricing method involves making estimates of the anticipated timing of a potential liquidity event, such as a sale of our company or an initial public offering, and estimates of the volatility of our equity securities. The anticipated timing is based on the plans of our board of directors and management. Estimating the volatility of the share price of a privately held company is complex because there is no readily available market for the shares. We estimated the volatility of our shares to range from 35.7% to 48.8% based on the historical volatilities of comparable publicly traded companies engaged in similar lines of business. Had we used different estimates of volatility, the allocations between preferred and ordinary shares would have been different.

The fair value of our ordinary shares increased from US\$3.42 as of May 15, 2011 to US\$3.67 as of July 15, 2012. The increase in fair value of our ordinary shares was attributable to organic growth of our business.

The fair value of our ordinary shares increased slightly from July 15, 2012 to February 2, 2013. DLOM decreased from 20% to 15% during the same period, primarily due to our expectations for the timing of our initial public offering and the improved capital market sentiment in the United States. The effect of the decrease in DLOM was offset by our lower estimate of revenues because of the slowdown of China economic growth rate.

The fair value of our ordinary shares increased from US\$3.70 as of February 2, 2013 to US\$3.96 as of December 20, 2013. The increase in fair value of our ordinary shares was primarily attributable to both the organic growth of our business and the decrease of DLOM from 15% to 10%. The decrease of DLOM was primarily due to our expectations for the timing of our initial public offering and the improved capital market sentiment in the United States.

The fair value of our ordinary shares increased from US\$3.96 as of December 20, 2013 to US\$6.33 as of March 31, 2014. We believe the increase in the fair value of our ordinary shares was primarily attributable to the fact that on March 10, 2014, we entered into a strategic cooperation agreement with Tencent and a series of agreements to acquire the Paipai and QQ Wanggou marketplace businesses, equity interests in Shanghai Ictson and other intangible assets. We believe that this transaction will further extend our presence in the China e-commerce market and create synergies through economies of scales. In view of the above, we adjusted our financial forecast to reflect the expected economic benefits and synergistic of this transaction. We also lowered the discount rate from 19.0% as of December 20, 2013 to 17.5% as of March 31, 2014 due to the increase in the size of our business and the reduction in perceived uncertainties associated with our business plan.

***Income Taxes***

Current income taxes are provided on the basis of net income for financial reporting purposes, adjusted for income and expense items which are not assessable or deductible for income tax purposes, in accordance with the regulations of the relevant tax jurisdictions. We follow the liability method of accounting for income taxes. Under this method, deferred tax assets and liabilities are determined based on the temporary differences between the financial statements carrying amounts and tax bases of assets and liabilities by applying enacted statutory tax rates that will be in effect in the period in which the temporary differences are expected to reverse. We record a valuation allowance to offset deferred



Table of Contents

tax assets if based on the weight of available evidence, it is more likely than not that some portion, or all, of the deferred tax assets will not be realized. The effect on deferred taxes of a change in tax rate is recognized in our consolidated financial statements in the period of change.

In accordance with the provisions of ASC 740, we recognize in our financial statements the benefit of a tax position if the tax position is "more likely than not" to prevail based on the facts and technical merits of the position. Tax positions that meet the "more likely than not" recognition threshold are measured at the largest amount of tax benefit that has a greater than fifty percent likelihood of being realized upon settlement. We estimate our liability for unrecognized tax benefits which are periodically assessed and may be affected by changing interpretations of laws, rulings by tax authorities, changes and/or developments with respect to tax audits, and expiration of the statute of limitations. The ultimate outcome for a particular tax position may not be determined with certainty prior to the conclusion of a tax audit and, in some cases, appeal or litigation process. The actual benefits ultimately realized may differ from our estimates. As each audit is concluded, adjustments, if any, are recorded in our financial statements in the period in which the audit is concluded. Additionally, in future periods, changes in facts, circumstances and new information may require us to adjust the recognition and measurement estimates with regard to individual tax positions. Changes in recognition and measurement estimates are recognized in the period in which the changes occur. As of December 31, 2011, 2012, 2013 and September 30, 2014, we did not have any significant unrecognized uncertain tax positions.

**Recent Accounting Pronouncements**

In July 2012, the FASB issued revised guidance on "Testing Indefinite-Lived Intangible Assets for Impairment." The revised guidance provides an entity the option first to assess qualitative factors to determine whether the existence of events and circumstances indicates that it is more likely than not that an indefinite-lived intangible asset is impaired. If, after assessing the totality of events and circumstances, an entity concludes that it is not more likely than not that the indefinite-lived intangible asset is impaired, then the entity is not required to take further action. However, if an entity concludes otherwise, then it is required to determine the fair value of the indefinite-lived intangible asset and perform a quantitative impairment test by comparing the fair value with the carrying amount in accordance with U.S.GAAP. The revised guidance is effective for us for annual and interim impairment tests performed for the fiscal year beginning on January 1, 2013. This amendment will not have a material effect on our financial position, results of operations or liquidity.

In February 2013, the FASB issued revised guidance on "Comprehensive Income: Reporting of Amounts Reclassified Out of Accumulated Other Comprehensive Income." The revised guidance does not change the current requirements for reporting net income or other comprehensive income in financial statements. However, the revised guidance requires an entity to provide information about the amounts reclassified out of accumulated other comprehensive income by component. In addition, an entity is required to present, either on the face of the statement where net income is presented or in the notes, significant amounts reclassified out of accumulated other comprehensive income by the respective line items of net income but only if the amount reclassified is required under U.S. GAAP to be reclassified to net income in its entirety in the same reporting period. For other amounts that are not required under U.S. GAAP to be reclassified in their entirety to net income, an entity is required to cross-reference to other disclosures required under U.S. GAAP that provide additional detail about those amounts. The revised guidance is effective prospectively for us for the reporting periods beginning on January 1, 2013. The revised guidance will not have a material effect on our financial position, results of operations or liquidity.

In July 2013, the FASB issued ASU 2013-11, "Presentation of an Unrecognized Tax Benefit When a Net Operating Loss Carryforward, a Similar Tax Loss, or a Tax Credit Carryforward Exists", which is an update to provide guidance on the financial statement presentation of an unrecognized tax

Table of Contents

benefit when a net operating loss carryforward exists. The guidance requires an entity to present an unrecognized tax benefit in the financial statements as a reduction to a deferred tax asset for a net operating loss carryforward, except for when a net operating loss carryforward is not available as of the reporting date to settle taxes that would result from the disallowance of the tax position or when the entity does not intend to use the deferred tax asset for purposes of reducing the net operating loss carry forward. The guidance is effective for fiscal years beginning after December 15, 2013 and for interim periods within that fiscal year. We do not expect the adoption of this pronouncement to have a significant impact on our consolidated financial statements.

In May 2014, the FASB issued ASU 2014-09, "Revenue from Contracts with Customers," which supersedes the revenue recognition requirements in "Revenue Recognition (Topic 605)", and requires entities to recognize revenue when it transfers promised goods or services to customers in an amount that reflects the consideration to which the entity expects to be entitled to in exchange for those goods or services. ASU 2014-09 is effective for annual reporting periods beginning after December 15, 2016, including interim periods within that reporting period. Early adoption is not permitted. We are currently in the process of evaluating the impact of the adoption of ASU 2014-09 on our consolidated financial statements.

Table of Contents

**INDUSTRY**

**China's Retail Industry**

China's retail industry is characterized by rapid growth and high fragmentation, as described below.

***Rapid Growth***

China's retail industry has experienced substantial growth as a result of rising disposable income and increasing urbanization. According to the National Bureau of Statistics of China, the annual per capita disposable income of urban households in China grew from RMB15,781 in 2008 to RMB26,955 (US\$4,409) in 2013, representing a CAGR of 11.3%.

According to the World Bank research report "China 2030", China is undergoing structural transitions characterized by a higher share of consumption and service in the economy and a lower share of exports, savings and investment. Consumption as a percentage of GDP is expected to increase from 56% during the period 2011-2015 to 66% during the period 2026-2030 with a corresponding decline in investment as a percentage of GDP. Retail sales are expected to continue growing rapidly.

***High Fragmentation***

China's large size and population and differences in consumer behavior and purchasing power across the country have made it a highly complex and diverse retail market. Modern retail formats, including hypermarkets, department stores, specialty retailers and convenience stores, have emerged and become the mainstream distribution channels in more developed cities. However, traditional retail remains the dominant retail channel in less developed areas, and companies must work with a huge number of small, independent outlets through a network of third-party agents, distributors and local wholesalers to reach consumers in those areas, which can be difficult to manage. Such a retail environment presents significant challenges for retailers to scale up and expand nationwide.

As a result, China's retail industry is highly fragmented, with the top 20 retailers in aggregate only accounting for approximately 12% of the total market share in 2013, according to Euromonitor International. In contrast, the equivalent figure in the United States is around 40%, according to the same source. The inability of large offline retailers to gain significant nationwide market share, together with the expected growth of retail sales in China, presents an opportunity to online retail companies.

**China's Online Retail Market**

***Market Overview***

According to iResearch, China's online retail market size measured by transaction volume was RMB1,892 billion in 2013 and is expected to reach RMB5,634 billion (US\$922 billion) in 2017, representing a CAGR of 31.4%, a growth rate significantly faster than that of total retail sales. China's online retail market transaction volume is also expected to have surpassed that of the United States in 2013. Despite the huge size of the market, China's online retail penetration of internet users is still relatively low compared to that for the United States. iResearch expects that China's online retail penetration could further increase to 54.1% by 2017.

***Market Trends***

*Growing internet use among mainstream consumers.* The profile of Chinese internet users has been evolving as the demographic becomes both older and wealthier. According to the China Internet Network Information Center, or CNNIC, internet users above the age of 30 increased from 27.9% in 2006 to 43.0% in 2013 of the total online population, while those with an average monthly income above RMB3,000 increased from 13.9% in 2006 to 28.6% in 2013.

Table of Contents

*Growing consumer focus on product quality and services.* Product quality has become increasingly important to online shoppers in making their purchase decisions. According to a study of Chinese online shoppers conducted by iResearch in 2013, 38.0% of online shoppers indicated product quality as an important factor considered when shopping online, and 39.3% of online shoppers view brand credibility as an important factor considered when shopping online.

*Significant investment into logistics system.* China's logistics infrastructure lags behind that found in more developed markets. The quality of customer service from third-party service providers is inconsistent, in particular when seasonal spikes in demand put extra pressure on the logistics infrastructure, such as immediately following the annual November 11 online shopping spree. Because online retailers risk being held responsible by customers for failures in delivery service, major Chinese e-commerce players have been investing in building their own logistics networks to ensure a consistent customer experience from ordering all the way through delivery.

*Rise of mobile shopping.* With the rapid adoption of smartphones and tablets, as well as the development of 3G, 4G and LTE networks and wifi services, mobile shopping has become an increasingly important driver for online retail in China. Mobile shopping increases the time people spend on online shopping by allowing them to shop anytime anywhere. Mobile shoppers generally make purchases through applications they download to their mobile devices, which increases customer stickiness, facilitates targeted marketing and also enables push features, all of which tend to reduce marketing costs. According to iResearch, mobile shopping transaction value in China reached RMB274.0 billion (US\$44.8 billion) in 2013, an increase of 297% over 2012, and reached RMB231.0 billion (US\$37.6 billion) in the third quarter of 2014, an increase of 250.8% over the third quarter of 2013. Mobile shopping penetration increased from 14.5% in 2013 to 33.4% in the third quarter of 2014 and is expected to further increase to 56.9% by 2017, according to iResearch.

*Further penetration into smaller cities.* While coastal provinces such as Guangdong, Jiangsu and Zhejiang rank at the top in terms of online retail order volume, less affluent inland provinces demonstrated faster growth. Ningxia, Qinghai and Guizhou are the top three provinces in terms of online retail order growth in 2012, according to iResearch. Urban disposable income is rising more rapidly in inland provinces than in coastal ones, according to the National Bureau of Statistics, but physical retail access is less developed, which limits offline retail product selection. As more convenient payment solutions and more developed logistics systems increasingly extend beyond large and developed cities, it is expected that demand for online retail from consumers in the smaller and less developed cities of inland provinces will be strong in the future.

*Increasing variety of payment options.* Payment-on-delivery remains a common payment method for Chinese shoppers when they purchase goods online. As debit and credit cards become increasingly common, online retail companies have started to include debit and credit cards in their payment-on-delivery options by using mobile POS machines. Online retail companies also offer diversified online payment options.

***Fulfillment Challenges***

Despite the rapid growth of the online retail market, fulfillment remains a challenge for online retailers attempting to reach more consumers in more areas while maintaining or improving the quality and efficiency of their service offerings. The fulfillment infrastructure in China is underdeveloped, in terms of both warehousing and logistics facilities and last-mile delivery services.

*Facilities.* The substantial growth of China's retail industry, particularly the online retail market, has generated significant demand for warehousing and logistics facilities. However, modern facilities that meet the requirements of modern logistics operations for guaranteed storage safety, optimal and flexible space utilization and high operational efficiency are still in short supply. A handful

Table of Contents

of large cities, such as Shanghai, Beijing, Guangzhou, Shenzhen and Tianjin, are home to a large portion of the modern facilities. In other cities, warehousing is predominately traditional wholesale warehouse space. According to CB Richard Ellis, an international commercial real estate services company, China's total gross floor area of commercial warehouse stock was approximately 698 million square meters as of 2012. In addition, CB Richard Ellis estimates that the total stock of modern logistics facilities is only approximately 13 million square meters in China in 2013, a figure that is disproportionately low for a nation of 1.3 billion people.

*Last-mile delivery.* Historically, China's courier service industry has mainly served business-to-business delivery needs, and the state-owned postal service has been the major last-mile delivery option for deliveries to consumers. With the rise of the online retail market, more consumer-oriented courier service players have emerged and grown rapidly. However, few of them are able to offer the breadth of services demanded by online retail companies at a reasonable price with extensive geographical coverage. Thus far in China, large delivery networks have typically expanded their coverage through franchising or subcontracting models, usually without many value-added services. On the other hand, regionally focused players who offer value-added services do not have a nationwide network and are not able to provide customized delivery service. The relative scarcity of large-scale, high-quality courier service providers often means problems for online retail companies, including late deliveries, damaged and lost parcels, slow remittance of cash, poor return procedures, and limited special service offerings such as payment-on-delivery, installation or (in the case of apparel) product try-on.

**Online Retail Business Models in China**

Online direct sales and online marketplace are the two major online retail business models in China.

Under the online direct sales business model, a company procures and manages its own inventories, sells products directly to consumers online, and provides delivery and after-sales services. Online direct sales companies generate revenues from the sale of products and incur the cost of procuring the products they sell.

Online marketplaces are platforms that facilitate transactions between merchants and consumers and collect commission fees from sellers. Some also provide fulfillment, delivery and other value-added services for merchants for an additional fee. A marketplace can either be operated by an independent third party or by a company that also has its own online direct sales business.

China's online retail market was originally dominated by online marketplaces, particularly independent online marketplaces. By aggregating significant numbers of small and mid-sized merchants, online marketplaces offer a diversified merchandise selection that appeal to consumers. However, as consumers shop online more frequently, they have become more sophisticated and increasingly demand better quality and service. E-commerce companies operating under the online direct sales model, with strictly managed procurement and fulfillment services and offering consumers a reliable source for authentic products, have also been successful in the past several years, particularly as customers increasingly value product authenticity and better service. Meanwhile, large online direct sales companies have also started establishing their own online marketplaces for third-party sellers, increasing product offerings, monetizing online traffic and leveraging their fulfillment capabilities.

We see growth potential in both business models going forward. We believe that what differentiates a successful player in China's online retail market is the value that it can provide to consumers, at the core of which, we believe, are product, price and service.

Table of Contents

**BUSINESS**

**Overview**

We are the largest online direct sales company in China in terms of transaction volume in the third quarter of 2014, with a market share in China of 51.9%, according to iResearch. Our GMV increased from RMB32.7 billion in 2011 to RMB73.3 billion in 2012 and RMB125.5 billion (US\$20.7 billion) in 2013, and further to RMB213.5 billion (US\$34.8 billion) for the twelve months ended September 30, 2014.

We believe we provide consumers an enjoyable online retail experience. Through our content-rich and user-friendly website *www.jd.com* and mobile applications, we offer a wide selection of authentic products at competitive prices which are delivered in a speedy and reliable manner. We also offer convenient online and in-person payment options and comprehensive customer services. In order to have better control over fulfillment and to ensure customer satisfaction, we have built our own nationwide fulfillment infrastructure and last-mile delivery network, staffed by our own employees, which supports both our online direct sales and our online marketplace businesses. We have established strong relationships with our suppliers as we develop our online direct sales business. Leveraging our strengths, we launched our online marketplace business in 2010, which has allowed us to significantly expand our selection of products and services.

As a result of our superior customer experience, our business has grown rapidly. As a result of the rapid growth of the number of products we offer through online direct sales and marketplace, electronic products and home appliances accounted for 80.1%, 65.3%, 63.6% and 56.9% of our total GMV in 2011, 2012, 2013 and the twelve months ended September 30, 2014, respectively, and general merchandise and others for 19.9%, 34.7%, 36.4% and 43.1%.

We foster an interactive user community that discusses, rates and reviews our products and services. We believe we have the largest online product review database of any online direct sales company in China with approximately 426 million product reviews generated by our customers to date. We had 12.5 million, 29.3 million, 47.4 million and 82.8 million active customer accounts and fulfilled approximately 65.9 million, 193.8 million, 323.3 million and 582.9 million orders in 2011, 2012, 2013 and the twelve months ended September 30, 2014, respectively.

Timely and reliable fulfillment is critical to the success of an online retail business. Given the underdevelopment of third-party fulfillment services in China in terms of both warehousing and logistics facilities and last-mile delivery services, we made a strategic decision in 2007 to build and operate our own nationwide fulfillment infrastructure. We believe we have the largest fulfillment infrastructure of any e-commerce company in China. We operated 118 warehouses with an aggregate gross floor area of approximately 2.3 million square meters in 39 cities and 2,045 delivery stations and 1,045 pickup stations in 1,855 counties and districts across China as of September 30, 2014, and had 31,063 delivery personnel, 11,530 warehouse staff and 7,673 customer service personnel as of the same date. Leveraging this nationwide fulfillment infrastructure, we deliver a majority of the orders directly to customers ourselves, over 80% of which were delivered on the day the order was placed or the day after. As of September 30, 2014, we provided same-day delivery in 130 counties and districts under our 211 program and next-day delivery in another 815 counties and districts across China.

We are a technology-driven company and have invested heavily in developing our own highly scalable proprietary technology platform that supports our rapid growth and enables us to provide value-added technology services. In addition, our sophisticated business intelligence system enables us to refine our merchandise sourcing strategy to manage our inventory turnover and control costs and to leverage our large customer database to create customized product recommendations and cost-effective and targeted advertising.

Table of Contents

We introduced an online marketplace to leverage our brand recognition, large and growing customer base, extensive transaction data, fulfillment infrastructure and proprietary technology platform. Our online marketplace allows us to provide customers a much greater selection of products. Our online direct sales and marketplace businesses together made us the second largest B2C e-commerce company in China, with a 19.3% market share based on transaction volume in the third quarter of 2014, according to iResearch. We attract and select third-party sellers to offer authentic products to our customers through our online marketplace. We monitor third-party sellers' performance and activities on our online marketplace closely to ensure that they meet our requirements for authentic products and high-quality customer service. In addition to basic transaction processing and billing services, we offer third-party sellers a suite of value-added fulfillment and other services.

Our business has grown substantially in recent years. Our total net revenues increased from RMB21.1 billion in 2011 to RMB41.4 billion in 2012 and RMB69.3 billion (US\$11.5 billion) in 2013, and increased from RMB49.2 billion for the nine months ended September 30, 2013 to RMB80.3 billion (US\$13.1 billion) for the nine months ended September 30, 2014. We had net losses of RMB1.3 billion, RMB1.7 billion, RMB0.05 billion (US\$8 million) and RMB4.5 billion (US\$0.7 billion) in 2011, 2012, 2013 and the nine months ended September 30, 2014, respectively.

**Core Philosophy**

Our core philosophy to put customers always as our top priority can be illustrated by the following:

Our team is the foundation of our company. We have built a strong and dedicated team and made significant efforts in hiring, training and retaining our workforce.

To support our anticipated growth, we have developed a platform of comprehensive IT, logistics and financial systems to manage our flow of products, services, information and finances.

Our data-driven management employs an array of key performance indicators to minimize costs and maximize efficiency in our operations.

As a result, we are able to offer a broad selection of authentic products at competitive prices with comprehensive services. We strive to create a compelling online shopping experience that generates customer loyalty.

Table of Contents

**Competitive Strengths**

We believe that the following competitive strengths contribute to our success and differentiate us from our competitors:

***China's Largest Online Direct Sales Company***

We are the largest online direct sales company in China in terms of transaction volume in the third quarter of 2014, with a market share in China of 51.9%, according to iResearch. We had 12.5 million, 29.3 million, 47.4 million and 82.8 million active customer accounts and fulfilled approximately 65.9 million, 193.8 million, 323.3 million and 582.9 million orders in 2011, 2012, 2013 and the twelve months ended September 30, 2014, respectively. Our GMV increased from RMB32.7 billion in 2011 to RMB73.3 billion in 2012 and RMB125.5 billion (US\$20.7 billion) in 2013, and further to RMB213.5 billion (US\$34.8 billion) for the twelve months ended September 30, 2014.

We believe that scale and market leading position are critical to success in the online retail market in China and can provide important competitive advantages to us. Our scale allows us to offer a wide selection of authentic products at competitive prices, secure favorable terms from our suppliers and attract more third-party sellers to our online marketplace. The resulting customer base and order volume have enabled us to create a large and growing customer database that we can leverage to improve our inventory management, merchandising strategy and targeted marketing efforts. Through access to certain of Tencent's e-commerce and mobile users through our recent strategic cooperation agreement, we believe this further expands our customer reach, which in turn further enhances our targeted marketing efforts. Our in-depth knowledge of customer behavior and preferences has in turn helped us to expand into new product categories and introduce new products successfully. Our growing customer base has also generated a large volume of customer ratings, product reviews and comments that helps drive orders, increase customer stickiness and improve our merchandising. We believe we have the largest online product review database of any online direct sales company in China with approximately 426 million product reviews generated by our customers to date. Furthermore, as we reach a critical mass of customers and orders, it becomes more cost efficient for us to rely primarily on our own fulfillment infrastructure.

***Our Superior Customer Experience***

Customers are our top priority. We believe that product, price and service are fundamental to a compelling online shopping experience. To this end, we offer a wide selection of authentic goods at competitive prices. Our slogan is " " (selection, speed, quality, value). Our *www.jd.com* website and mobile applications contain comprehensive product information and reviews and helpful recommendations, and we have fostered an active customer community by encouraging our customers to rate and review products and interact with each other on our discussion boards. By directly operating our own last-mile delivery network covering the majority of our customers, we are able to provide speedy and reliable delivery, convenient in-person payment options and comprehensive after-sales services, thereby maintaining greater control over customer experience. We have a growing and loyal active customer base. Over the years, our customers have shown loyalty to us through their increased activity levels. For example, those customer accounts that were active in 2008 increased their average number of purchases each year thereafter, from approximately 3.7 in 2008 to 4.4 in 2009, 6.2 in 2010, 10.7 in 2011, 14.9 in 2012 and 16.6 in 2013.

***Our Own Nationwide Fulfillment Infrastructure***

We believe we have the largest fulfillment infrastructure among all e-commerce companies in China, including 118 warehouses with an aggregate gross floor area of approximately 2.3 million square meters in 39 cities, plus 2,045 delivery stations and 1,045 pickup stations in 1,855 counties and districts



Table of Contents

across China, with a total of 31,603 delivery personnel as of September 30, 2014. We made a strategic decision to set up and operate our own nationwide fulfillment infrastructure to ensure timely and reliable delivery to our customers and maintain greater control over customer experience. With the addition of delivery staff from Tencent, our nationwide fulfillment coverage has been further enhanced. We have also built and opened a new highly automated fulfillment center in Shanghai in October 2014. We believe that this allows us to address the underdevelopment of third-party fulfillment services in China in terms of both warehousing and logistics facilities and last-mile delivery services. Our nationwide fulfillment infrastructure currently allows us to provide same-day delivery in 130 counties and districts under our 211 program and next-day delivery in another 815 counties and districts across China as of September 30, 2014.

We have built our own delivery network to cover those areas where we have a critical mass of customers and sufficient orders to justify the expenditures required, and we expect this will help us reduce our fulfillment expenses over time as our order volume and order density in those areas increase. Operating our own fulfillment infrastructure also allows us to continue fulfilling orders during peak holiday seasons. Besides serving our online direct sales business, our fulfillment infrastructure also supports the growth of our online marketplace. We offer complete fulfillment support and services to our third-party sellers, which adds significant value to them and encourages them to integrate their operations more closely with ours. We believe that this provides a strong inducement for third-party sellers to remain on our platform and clearly differentiates us from our competitors.

***Our Strong Merchandise Sourcing Capabilities***

We have established an extensive network of suppliers and third-party sellers for our business. As we have grown rapidly and expanded our product categories and product selection aggressively, we have substantially increased the number of suppliers for our online direct sales from approximately 2,700 as of December 31, 2011 to 4,600 as of December 31, 2012 to 6,000 as of December 31, 2013 and further to 6,400 as of September 30, 2014. Our online marketplace has also attracted a large number of third-party sellers since its launch in October 2010. The third-party sellers on our online marketplace have increased from approximately 2,300 as of December 31, 2011 to 13,300 as of December 31, 2012 to 23,500 as of December 31, 2013 and further to over 50,000 as of September 30, 2014. With our extensive network of suppliers and third-party sellers, we are able to obtain a wide selection of merchandise at favorable terms. We also leverage our market position to gain exclusive rights to sell certain popular products in China. For example, we were authorized in July 2013 to sell LG-D802 WCDMA mobile phones on an exclusive basis in China for a one-year period, and since we started reselling Lenovo products online in 2008, we have been authorized to sell many of Lenovo's new products as its exclusive online retailer in China for a certain period of time following their launch. Moreover, we started to procure a large proportion of merchandise directly from suppliers instead of agents as our sales continue to increase, which could help improve our margins further. Leveraging our extensive network of suppliers and our insights into their business operations, we have developed various financial products, including supply chain financing, as an additional value-added service we provide to our suppliers. We believe that we provide significant value to our suppliers, and that our value proposition helps us to obtain competitive prices and favorable terms from our suppliers.

***Our Highly Scalable Proprietary Technology Platform***

We are a technology-driven company and have invested heavily since inception in developing our own robust, scalable and service-oriented technology platform. This platform enables us to accurately process and fulfill increasingly large numbers of orders at peak periods while maintaining processing speed and quality consistency, as well as powering full supply chain visibility and control. We have developed a sophisticated business intelligence system that leverages our large customer database to create customized product recommendations to support push and targeted marketing, allowing us to

Table of Contents

efficiently attract new customers as well as new purchases from existing customers. We also leverage our large customer database to produce our sales forecast, which we use to adjust our procurement strategy to minimize excess inventory risks and enhance relationships with suppliers. We have a large and experienced IT team to design, develop, and operate our technology platform.

***Our Fast Growing Online Marketplace***

To provide one-stop shopping that meets consumers' everyday shopping needs, we have established and rapidly expanded our online marketplace to offer a wide selection of products to complement our online direct sales products. As of September 30, 2014, there were over 50,000 third-party sellers over our online marketplace. The GMV for our online marketplace was RMB2.9 billion, RMB16.6 billion, RMB31.8 billion (US\$5.3 billion) and RMB75.2 billion (US\$12.3 billion) in 2011, 2012, 2013 and the twelve months ended September 30, 2014, respectively. Our nationwide market reach and large customer base offer third-party sellers an effective distribution channel, and by requiring third-party sellers to meet our standards for authenticity, reliability and customer service and allowing them to use our warehousing and delivery services, we strive to give customers the same high quality online shopping experience regardless of the source of the products they choose. We re-launched Paipai's C2C marketplace in July 2014 following our acquisition of the business from Tencent in March 2014. The enhanced platform is dedicated to providing consumers with increased selection of long-tail products. The addition of Paipai marketplace enhances our ability to attract third-party sellers and in particular cultivate smaller third-party sellers that are more suitable for C2C selling through Paipai but may develop over time into being suitable for B2C selling. We collect commissions from sales on our online marketplace and also offer additional value-added services to our third-party sellers, including data mining and analytics capability to provide them with customer and market insights that support them in product planning and in conducting targeted promotional and marketing activities. We believe that the combination of our online direct sales and online marketplace business with our own nationwide fulfillment infrastructure makes us a uniquely strong player in China's online retail industry.

***Our Visionary Founder, Experienced Management Team and Strong Corporate Culture***

Our founder, chairman and chief executive officer Richard Qiangdong Liu is a highly recognized entrepreneur and a pioneer in the e-commerce and online retail industry in China. Under Mr. Liu's leadership, we have introduced many innovative initiatives such as establishing and operating our own nationwide fulfillment infrastructure. In December 2011, Mr. Liu received the prestigious award of "2011 China Economic Person of the Year" from CCTV, China's largest television network.

Our senior management team is composed of executives with extensive experience in every major component of our business operations. We have recruited many of our executives from leading global companies. We have also developed a strong mid-level management team in charge of various business functions. Our founder and management have nurtured a corporate culture of integrity, passion, customer service, teamwork, learning and efficiency. These values, coupled with our leadership position and our employee training, career development and incentive programs, have contributed greatly to motivating and retaining our talented employees.

***Our Strategies***

Our goal is to become the largest e-commerce company in the world. We plan to achieve this goal by implementing strategies to optimize customer experience, deepen our market penetration and

Table of Contents

enhance our brand recognition while continuing to improve our margins and operating leverage. These strategies include:

***Attract New Customers and Cultivate Customer Loyalty***

We intend to attract new customers and cultivate customer loyalty through further innovations and improvements to our customers' shopping experience. We will continue to refine our business intelligence system to provide more effective targeted recommendations to attract new purchases from existing customers. We also plan to further expand our reach into smaller cities by setting up and operating more of our own warehousing and logistics facilities and last-mile delivery services to customers in those cities. In addition, we will continue to provide top-notch customer service by increasing our customer service support personnel, expanding our after-sales maintenance, replacement and repair services and adding new customer service channels. We also intend to engage in brand promotion campaigns and other marketing activities to enhance our brand recognition throughout China, especially in smaller cities where we expect to attract more customers and increase sales.

As we expect customers will increasingly purchase goods and services from their mobile devices, we plan to further strengthen our mobile internet presence to seize the promising market opportunities. Approximately 29.6% of our orders fulfilled were placed through our mobile applications in the third quarter of 2014, as compared to approximately 9.8% in the third quarter of 2013. We plan to develop and introduce more mobile applications and frequently upgrade existing applications to enhance our mobile user experience and engagement. We also plan to make our applications available on more mobile devices and adapt the layout and appearance of our product pages to ensure that mobile users can conveniently access all of the rich content that they are accustomed to seeing when they visit our website. In addition, we intend to further expand the functionality of our mobile applications to incorporate additional features, such as location-based services and payment functions, to enable our customers to complete transactions on mobile conveniently and reliably.

We may also pursue opportunities to cooperate with other key players in the mobile internet industry to expand our service offerings. We and Tencent formed a strategic partnership, whereby Tencent agrees to offer us prominent level 1 access points in its mobile applications Weixin and Mobile QQ and provide us internet traffic and other support from other key platforms of Tencent. We launched level 1 access on Tencent's Weixin platform for selected Weixin users in Beijing and Shanghai first in May 2014 and subsequently rolled it out to all Weixin users in June 2014, and we also launched direct access on Tencent's Mobile QQ in August 2014. We expect to enrich our customers' mobile internet experience and reach Tencent's large mobile and internet user base and further expand our presence on mobile internet through this strategic partnership.

***Further Expand Our Product Offerings***

We plan to further expand our product offerings to provide one-stop shopping that meets consumers' everyday shopping needs. We plan to leverage our cooperation with Tencent in deepening our understanding of mobile as well as social commerce and expanding our product offerings accordingly. We believe that expanding our product offerings will help enhance customer experience, diversify our revenue sources and further improve our economies of scale. In general, we will focus on providing even greater product selection within our already extensive general merchandise product categories. In particular, we plan to expand our offerings of private label products and services and virtual goods. We have also launched our mobile virtual network operator business, essentially resale of mobile telecommunication services. A key element of our product strategy is to continue to expand our online marketplace, with a focus on expanding product selection to complement our online direct sales products. We plan to attract additional third-party sellers to offer more products on our online marketplace while maintaining our standards for authentic products and customer service.

Table of Contents

***Enhance Our Fulfillment Infrastructure***

We plan to enhance our fulfillment infrastructure by building new warehouses and establishing more delivery stations to expand our ability to fulfill orders by ourselves, including in smaller and less developed cities across China as our business grows. The large-scale pick-and-pack operations supporting an online retail business require purpose-built and automated facilities in order to achieve maximum efficiency. Expanding the total gross floor area of our warehouses will allow us to improve their configuration and workflow and in particular to reduce order splitting, the practice of making multiple deliveries per order, by concentrating more products within a single warehouse complex. The expansion of our fulfillment infrastructure also supports our fast-growing online marketplace, which we believe not only improves our customers' shopping experience but also can leverage our established infrastructure and increase the return on our investments.

We plan to expand our nationwide fulfillment network by leasing or purchasing additional facilities across China over the next several years. As of September 30, 2014, we had land use rights in six cities, including Beijing, Shanghai, Guangzhou, Wuhan, Shenyang and Kunshan, to build our own warehouses. In October 2014, we launched the initial phase of our new fulfillment center in Shanghai, comprising a total floor space of approximately 100,000 square meters. New fulfillment centers in Guangzhou and Shenyang are under construction, and will have an aggregate gross floor area of approximately 268,000 square meters. We expect to put these fulfillment centers into operation in 2015.

***Strengthen Our Technology Platform***

We will continue to develop our business intelligence system to effectively utilize the huge amount of transaction, logging and click stream data in our system generated through our website and mobile applications. We are in the process of rolling out a big data platform built on top of our cloud computing infrastructure, which will further automate and streamline our data extraction, loading, transformation and mining on a distributed data storage infrastructure with unified logical data models, unified data sources, and unified access and access control. This new platform will not only better support our day-to-day business analytics and insight analytics but also provide periodic, current and real time application analytics in support of our search engine, recommendation engine, advertisement systems and open data platform for third-party sellers. We believe we will be able to strengthen our competitive advantages in feeding data-driven insights into our operations and further help our suppliers and third-party sellers to leverage such data in managing their businesses.

We will continue to strengthen our technology platform both to enhance internal operational excellence and to support the external services we offer to our suppliers and third-party sellers. Cloud computing will power new technology initiatives such as Jingdong Open Service, which provides periodic, current and real time data and business analysis to our suppliers and third-party sellers. Cloud computing will also support a whole spectrum of online shopping software-as-a-service offerings for our suppliers and third-party sellers, including offerings they can use to build their own online shopping applications. We will also continue to invest in our mobile platform and technology by developing and enhancing our mobile applications and sites, as well as cooperating with mobile device manufacturers, to optimize the mobile shopping experience of our customers.

***Improve Operating Leverage and Increase Margins***

We plan to continue to increase our operating leverage and improve our margins. By increasing the size and scale of our business, we expect to strengthen our ability to obtain more volume-based rebates from our suppliers. We also expect to generate a higher percentage of our total net revenues from higher-margin products by further increasing revenue contribution from commissions and fees for services. We plan to substantially increase revenues from our online marketplace by attracting more third-party sellers to sell products on our website and providing value-added services to them, such as

Table of Contents

warehousing and delivery services. We also plan to offer cloud-based software-as-a-service to our third-party sellers and other e-commerce businesses as well as offering enhanced information and data analytic services after we deploy the new large-scale data platform that we are currently developing. In addition, we intend to monetize the traffic on our website by providing advertising services. We recently launched a proprietary online marketing technology platform offering services to our suppliers and sellers on our marketplace, which may also help direct traffic to our website. We believe all of the above efforts will help us improve our margins while continuing our significant revenue growth.

We have expanded substantially in the past few years in order to gain wallet share in the fast growing online retail market in China. Going forward, we plan to continue our growth momentum and focus on improving our operating leverage concurrently. To this end, we intend to further leverage our technology platform to enhance our operating processes and efficiency.

***Explore New Business Initiatives to Broaden Our Service Offerings***

We are exploring new business initiatives to broaden our service offerings. These initiatives include:

**Online-to-offline, or O2O solutions** We believe we are well positioned to provide O2O solutions to customers and offline retailers in select locations in China by capitalizing on our strong online presence and our established nationwide fulfillment infrastructure. We have started cooperating with some local retail chains, convenience stores and hypermarkets in a number of cities to offer their products on our website and deliver their products to our customers on a trial basis.

**Internet finance** The scale of our business provides us with a promising opportunity to become an active participant in the emerging internet finance sector in China. We have developed various financial products, including supply chain financing, as an additional value-added service we provide to our suppliers and third-party sellers on our online marketplace, and consumer financing. We will continue to develop innovative financial products that can further leverage our strengths in online retail and our technology platform, and we have also launched our own online payment platform.

**Consumer-to-consumer, or C2C** In July 2014, we re-launched Paipai, the C2C marketplace we acquired from Tencent in March 2014. We intend to invest significant resources in expanding Paipai's C2C marketplace. We believe that this C2C business complements our existing direct sales and online marketplace business. We plan to leverage our nationwide fulfillment infrastructure in expanding our C2C business.

**International expansion** Leveraging our extensive experience in China, we may pursue strategic initiatives to expand our business overseas, including by setting up websites, warehouses and payment systems outside of China and promoting our JD brand to new overseas customers.

**Our Business Model**

Since founding our company, we have focused on developing our online direct sales business as well as building our own fulfillment infrastructure, including last mile delivery capability, and our proprietary technology platform to support our operations. As our online direct sales business grew substantially in size, we launched our online marketplace to complement it to expand our product offerings, leverage our established fulfillment infrastructure and technology platform and ensure superior customer experience. We believe that the combination of our online direct sales and online marketplace with our own nationwide fulfillment infrastructure and technology platform makes us an

Table of Contents

uniquely strong player in China's online retail industry in terms of providing superior customer experience.

Leveraging the significant scale of our business, we have also begun to offer other services that are complementary to our core business, create significant value to our business partners, including third-party sellers and suppliers, and ultimately benefit our business and customers.

***Online Direct Sales***

In our online direct sales business, we acquire products from suppliers and sell them directly to customers. We started selling computer products online in 2004 and had introduced mobile handsets, consumer electronics products and autoparts and accessories by 2007. We significantly expanded our product offerings in 2008 with home appliances and a wide array of general merchandise product categories, such as home furniture, household goods, luxury goods, sports equipment and mother and childcare products. We began to offer clothing, shoes, and cosmetics and other personal care items in 2009, food, beverage, nutritional supplements, and books in 2010, music, movies and other media products in 2011, e-books and some private label products in 2012, and groceries in 2013. As a result, net revenues from electronics products, which includes computers, mobile handsets and other mobile digital products, and home appliances, has declined as a percentage of our total net revenues.

***Online Marketplace***

In our online marketplace business, third-party sellers offer products to customers over our online marketplace and pay us commissions on their sales. We launched our online marketplace in October 2010, and have been bringing new products and services to our online marketplace since then. For example, we began to offer ticketing services in 2011, travel-related products and services in 2012, and fresh produce and other groceries in 2013. As of September 30, 2014, there were over 50,000 third-party sellers over our online marketplace. The GMV from our online marketplace increased from RMB2.9 billion in 2011 to RMB16.6 billion in 2012 and RMB31.8 billion (US\$5.3 billion) in 2013, and further to RMB75.2 billion (US\$12.3 billion) for the twelve months ended September 30, 2014. We provide transaction processing and billing services on all orders on our online marketplace, and we leverage our own nationwide fulfillment infrastructure to offer our third-party sellers additional value-added services, including delivery services or a combination of warehousing and delivery services. We require third-party sellers to meet our standards for authenticity and reliability. We aim to offer customers the same high quality customer experience regardless of the source of the products they choose.

We re-launched Paipai's C2C marketplace in July 2014 following our acquisition of the business from Tencent in March 2014. The enhanced platform is dedicated to providing consumers with increased selection of long-tail products. We believe that this C2C business complements our existing online marketplace business, and we intend to invest significant resources in expanding Paipai's C2C marketplace.

***Other Services***

The significant scale of our business allows us to provide a variety of services to create value for our business partners and ultimately benefit our customers. For example, we provide extra value-added fulfillment services to the third-party sellers on our online marketplace, including their choice of either delivery services or a combination of warehousing plus delivery services, in addition to the basic transaction processing and billing services that we provide to them at no extra cost. We also provide online advertising services in various formats, including a proprietary online marketing technology platform we recently launched to offer services to our suppliers and sellers on our marketplace. In addition, we have recently begun to engage in internet financing activities and we have developed

Table of Contents

various financial products, including supply chain financing, as an additional value-added service we provide to our suppliers and third-party sellers on our online marketplace, and consumer financing.

**Customer Experience**

Our slogan is " (selection, speed, quality, value), and we are committed to optimizing customer experience and achieving customer satisfaction. This commitment drives every aspect of our operations, which are focused on six core components: extensive product offerings, compelling online experience, competitive pricing, timely and accurate fulfillment, convenient payment options and superior customer service.

**Products**

We continually seek to add more products that appeal to our target customers. The number of products we offer has grown rapidly. Our offerings are organized into 14 product categories on our website:

computers, including desktop, laptop, notebook and other varieties, as well as printers and other office equipment;

mobile handsets and other digital products;

home appliances;

automobile accessories;

clothing and shoes;

luxury goods, including handbags, watches and jewelry;

furniture and household goods;

cosmetics and other personal care items;

food;

nutritional supplements;

books, e-books, music, movies and other media products;

mother and childcare products and toys;

sports and fitness equipment; and

## Edgar Filing: DILLARD ALEX - Form 4

virtual goods, including domestic airplane tickets, hotel room reservations, tickets to the performing arts, and credits for online games and cell phones.

Each of these categories is further divided into numerous subcategories to facilitate browsing.

In building up our product offerings, we focus on quality as well as quantity. Due to our nationwide reach and our efficient fulfillment system, suppliers often choose us to launch new products that they expect will be in high demand, and we often act as the exclusive distributor for a period of days or weeks when a hot new product first becomes available for sale to the public. For example, we were authorized in July 2013 to sell LG-D802 WCDMA mobile phones on an exclusive basis in China for a one-year period, and since we started reselling Lenovo products online in 2008, we have been authorized to sell many of Lenovo's new products as its exclusive online retailer in China for a certain period of time following their launch.



Table of Contents

***Online Experience***

We believe that providing a compelling online experience is critical to attracting and retaining customers and increasing orders. We make sales primarily through our content-rich and user-friendly website *www.jd.com* and mobile applications. Our website not only offers a broad selection of authentic products at competitive prices but also provides easy site navigation, basic and advanced search functions, comprehensive product information and a large volume of customer reviews and ratings. These features address customers' desire to view, understand and compare products before purchasing. With the increasing popularity of mobile internet-enabled devices, we have also developed applications and features adapted to mobile internet users, and we currently offer mobile access through our mobile website *m.jd.com* and our various iOS, Android and Windows-based mobile applications. As part of our strategic partnership with Tencent, we have launched level 1 access on Tencent's Weixin and Mobile QQ, whereby Tencent users can easily access our product offerings and have enjoyable mobile shopping experience. Approximately 29.6% of our orders fulfilled were placed through our mobile applications in the third quarter of 2014, as compared to approximately 9.8% in the third quarter of 2013.

Our website contains the following information and features:

*Comprehensive product information.* Each product page contains pictures of the product, the price, a pull-down menu to show whether the product is in stock at the customer's location, customer reviews and ratings, the discount from the suggested retail price, and whether the product will be delivered by us or by one of our third-party sellers. Depending on the type of product, there will be additional information to help the customer make a purchase decision or recommendations to steer the customer towards additional products.

*Interactive user community.* Our website contains a large volume of helpful user-generated content. For each product, customers can provide reviews and ratings that are featured prominently on the product page. We encourage participation by granting membership points for posting reviews and ratings, and popular products may have thousands of reviews. We believe that we have the largest online product review database of any online direct sales company in China, which benefits our customers, suppliers and third-party sellers. We provide discussion boards where customers can discuss topics of mutual interest, respond to each other's questions, and post photos and text to share their experiences with our products. We believe that user-generated content is an effective tool for giving customers the confidence to order products online that they are not personally familiar with.

*Product recommendations.* Our business intelligence system generates recommendations to customers of additional products that they may wish to buy. These recommendations come in two forms. Each product page typically has recommendations for other products that are often purchased together with that product. In addition, our website makes recommendations to customers based on their past purchases and on products that they viewed but did not purchase. We send several million e-mails to our customers each day with recommendations tailored to their purchase profile. Our sales volume gives us extensive marketing data about customer preferences that we believe enables us to make recommendations that are appealing to our customers.

*Online order tracking.* Customers can log into their accounts to check the status of their orders. All packages in our system are given a bar code and their location is updated each time they are handled by one of our warehouse or delivery personnel or one of our contracted third-party couriers. Furthermore, each of our delivery personnel carries a mobile personal digital assistant, which allows customers to track their location in real time on an online map.

Table of Contents

**Pricing**

We offer competitive pricing to attract and retain customers. We make continual efforts to maintain and improve an efficient cost structure and create incentives for our suppliers to provide us with competitive prices.

*Pricing policy.* We set our prices to be competitive with those on other major online retail websites and in physical stores in China. We typically negotiate with our suppliers for prices that are comparable to or lower than those offered to retailers in other sales channels. If we reduce the price on our website before the product is delivered to the customer, then the customer generally has an opportunity to lock in the lower price. Currently, third-party sellers are free to set their own prices on our online marketplace.

*Special promotions.* We offer a selection of discounted products on special occasions, such as the anniversary of the founding of our company on June 18 and China's new online shopping festival on November 11, and on important holidays such as Christmas and Chinese New Year. We also hold daily promotions for selected products for a limited period of time. Special promotions attract bargain hunters and give our customers an additional incentive to visit our website regularly. We have set aside a special area of our website for auctions of certain repaired goods, used goods, and goods that have been opened but not used. We also offer discounted products to our customers under a group purchase model. We believe that auctions and group purchases generate excitement and give customers a more varied shopping experience.

**Delivery**

We believe that timely and reliable fulfillment is critical to the continuing success of our business. To this end, we have incurred and will continue to incur significant expenditures in building and operating our own nationwide fulfillment infrastructure. The following are some of the advantages that derive from our nationwide fulfillment infrastructure:

*Delivery network and personnel.* We delivered products directly to customers in 1,855 counties and districts across China as of September 30, 2014. We deliver a majority of the orders directly to customers ourselves. Given that customers place their orders online but often choose the payment-on-delivery option, our customers interact with delivery personnel more often than with any other representatives of our company. For this reason, we place great emphasis on training our delivery personnel and setting up delivery stations in more and more counties and districts. We believe that our professionally trained delivery personnel are important in helping us to shape customer experience and distinguish ourselves from our competitors.

*Flexible delivery arrangements.* We believe that timely and convenient delivery is an essential part of customer satisfaction, and we arrange our delivery schedule to suit our customers' needs. Customers can choose their preferred delivery period during a day, including evening delivery, when they place orders. Our delivery personnel contact customers by telephone to arrange a convenient time for delivery. Customers who need to reschedule a delivery can log into their account on our website to look up the contact information for the delivery person and contact the delivery person directly themselves, provided that the delivery will be made by our employees.

*Speedy delivery.* We introduced our 211 program in 2010, and it covered 130 counties and districts across China as of September 30, 2014. For goods that we have in stock at the corresponding fulfillment center or front distribution center, any orders received by the morning deadline (11:00 a.m. in most of the locations) will be delivered on the same day, and any orders received by the evening deadline (11:00 p.m.) will be delivered by 3:00 p.m. on the following day. In five of the seven cities where we have fulfillment centers currently, customers also can request that an order placed by 3:00 p.m. be delivered in the evening on the same day. There is no extra charge for expedited delivery

Table of Contents

under our 211 program for orders that satisfy the minimum size requirement, and customers can check the product page on our website to see whether the product is in stock and thus eligible. The program does not cover delivery to addresses through third-party couriers or products shipped directly from our third-party sellers. Bulky items such as refrigerators or washing machines are also eligible for same-day or next-day delivery under similar conditions. Our 211 program applied to approximately 43.8% of the orders we delivered in the first nine months of 2014 and 41% of the orders we delivered in 2013. We also currently provide next-day delivery to addresses in another 815 counties and districts across China. Customers can also request expedited delivery within three hours by paying an extra charge in a few of the major cities where we have fulfillment centers.

*Customer pickup.* Customers who prefer to pick up their order themselves can select a pickup station when placing the order and use the tracking function on our website to find out when the order has arrived there. We had 1,045 pickup stations at convenient locations across the country as of September 30, 2014. Payment can be made at the pickup station.

*Global shipping.* We can ship to addresses outside of China using trusted third-party courier services such as UPS, DHL and EMS. The cost of delivery is calculated and charged based on the shipping method, destination country/region and the combined product weight. We take payment through PayPal for sales outside of China.

**Payment**

*Payment-on-delivery.* We accept payment-on-delivery in all of the 1,855 counties and districts where we make deliveries through our own delivery personnel. Our delivery personnel carry mobile POS machines for processing debit cards and credit cards and they also accept cash. Customers chose payment-on-delivery approximately 33.4% of the time in 2013 and 31.8% in the first nine months of 2014.

*Online payment.* Customers may pay online at the time they place their order, using domestic Chinese credit or debit cards or third-party online payment platforms such as 99Bill, CMPay and UnionPay. Customers chose online payment approximately 65.7% of the time in 2013 and 68.0% in the first nine months of 2014. We have launched our own online payment and settlement services, which we plan to use for all of our own payment processing needs.

*Other payment options.* Customers may also choose to pay by postal money order. Enterprise customers can also make payment by wire transfer. Customers chose other payment options less than 1% of the time in 2013 and the first nine months of 2014.

**Customer Service**

Providing satisfactory customer services is a high priority. Our commitment to customers is reflected in the high service levels provided by our customer service staff as well as in our product return and exchange policies.

*24-7 customer service center.* We have a 24-7 customer service center in Suqian City, Jiangsu Province, with 3,025 customer service representatives as of September 30, 2014. Customers can call our telephone hotline, ask questions and leave complaints in writing through our website, or send us e-mails. Our customer representatives handled over 20 million customer-initiated communications over the telephone in 2013 and over 18 million in the first nine months of 2014. We opened a second customer service center in Chengdu, Sichuan Province, in 2011 to focus on handling written questions or complaints online through instant messaging, and we had 2,060 customer service representatives at that center as of September 30, 2014.

Table of Contents

*Order modification and cancellation.* We generally allow customers to modify or cancel an order any time before the warehouse prints out the order for picking and packing. Customers can add or remove items and change the delivery address and delivery method. They may do this online or through our customer service center.

*Returns and exchanges.* We generally allow customers to return unused goods within 7 days and to exchange defective goods within 15 days, in each case counting from the date when the customer receives the product. If customers report defects more than 15 days after receipt but still within the warranty period, we will have defective goods repaired or take other appropriate action to satisfy the customer, depending on the nature of the problem. We will generally pick up defective items for return or exchange at the customer's address, provided that the return or exchange is requested within 15 days of receipt of the item and the address is one that is serviced by our own employees or by one of the third-party couriers that have agreed to provide this service for us. Otherwise, the customer can mail the item to one of our fulfillment centers or bring it in person to one of our pickup stations. The same policies apply to products sold through our online marketplace.

*Membership program.* We have established a membership program to cultivate customer loyalty and encourage our customers to make additional purchases. There are five levels of members, and promotion to higher levels is based on the amount that the customer has spent with us and also the customer's level of activity on our website, for example in reviewing or recommending products. Members get a variety of benefits that increase with level, such as expanded free shipping and access to a special VIP customer service hotline. We grant membership points to members who take part in special promotions, review products on our website and recommend our website to friends. Members can convert their membership points into credit towards new purchases on our website.

**Merchandise Sourcing**

In our online direct sales business, we sourced products from approximately 6,000 suppliers and 6,400 suppliers as of December 31, 2013 and September 30, 2014, respectively. Procuring products on such a massive scale requires considerable expertise, which we have built up over a number of years. Among the top 100 suppliers (by value of purchases) from which we sourced products in 2013, 47 of them are manufacturers, accounting for approximately 46% of the aggregate value of purchases from these top 100 suppliers. For the first nine months of 2014, 48 of the top 100 suppliers (by value of purchases) from which we sourced products are manufacturers, accounting for approximately 51% of the aggregate value of purchases from these top 100 suppliers. We negotiate with the manufacturer or a higher-level distributor where possible in order to obtain the most favorable terms, even if we sign a contract with a lower-level distributor for operational reasons. None of our suppliers accounted for over 10% (by value) of the products we purchased in 2013 and the first nine months of 2014. In addition, we had approximately 23,500 third-party sellers and over 50,000 third-party sellers on our online marketplace as of December 31, 2013 and September 30, 2014, respectively.

As we increase in scale in particular product categories, we expect to increase our purchases directly from manufacturers and, where appropriate, to become an authorized reseller. We believe that our ability to establish direct relationships with manufacturers will provide improved product pricing and access to hard-to-get products. We believe that manufacturers and distributors consider us an important channel in certain product categories such as computers and mobile devices, where we are one of the largest channels in China, and we are gaining significant traction in related categories like home electronics. In addition, we have created a supplier interface on our website where our suppliers and third-party sellers access reports regarding inventory status, purchase history and customer reviews of their products. Suppliers and third-party sellers can use this information in their marketing and product development efforts and also in managing their own inventory, which helps them manage costs and makes our services more valuable to them. Leveraging our scale, strong brand and geographic reach, we seek to enter into exclusive arrangements with selected suppliers and third-party sellers for

Table of Contents

some or all of their products. For example, we were authorized in July 2013 to sell LG-D802 WCDMA mobile phones in China for a one-year period.

Our relationships with suppliers and third-party sellers evolve and grow over time. The following are a few examples:

*Kimberly-Clark.* We started sourcing products, mainly Huggies disposable diapers, from Kimberly-Clark directly in 2012. Starting in 2012, Kimberly-Clark allocated a specified area of its warehouse in Beijing to us, and in 2013 it did the same with its warehouse in Guangzhou. The products we have purchased from Kimberly-Clark are stored in these specified areas, and after packing will be shipped directly to our sorting centers, which ensures fast fulfillment of orders from our customers and saves our warehousing space. In 2013, we also started cooperation with Kimberly-Clark in the areas of marketing and consumer data. When Kimberly-Clark launched its high-end diaper called Huggies Platinum in China in 2013, we were the sole online distributor for the initial four months.

*BESTSELLER.* BESTSELLER sells apparel in the China market mainly under four brands: ONLY, Vero Moda, Selected and Jack Jones. In June 2012, BESTSELLER opened online stores for its ONLY and Jack Jones brands on our online marketplace. Based on the performance of these two online stores, BESTSELLER opened two more stores in January 2013 for Vero Moda and Selected. Currently, BESTSELLER uses our delivery services for all of the four online stores to improve its customer experience. BESTSELLER also offers certain series of apparel exclusively on our online marketplace.

*Lenovo.* We started reselling Lenovo PCs in 2008 and Lenovo tablets in 2011 online. Since then, Lenovo has authorized us to resell many of its new products as the exclusive online retailer in China for a certain period of time following their launch. Moreover, we have also been authorized to resell certain SKUs of Lenovo PCs and tablets on an exclusive basis. Lenovo has also collaborated with us in its marketing activities, for instance linking certain types of products in its online ads to our website.

We select suppliers and third-party sellers on the basis of brand, reliability, volume and price. They must be able to meet our demands for timely supply of authentic products and also provide high quality post-sale customer service. We perform background checks on each supplier and third-party seller and the products it provides before we enter into any agreement. We examine their business licenses and the qualification certificates for their products, and check their brand recognition and make inquiries about the market acceptance of their products among players in the same industry. We also conduct on-site visits to assess and verify their location, scale of business, production capacity, property and equipment, human resources, research and development capability, quality control system and fulfillment capability. Our standard form contract requires suppliers and third-party sellers to represent that their goods are authentic and from lawful sources and do not infringe upon lawful rights of third parties and to pay us liquidated damages for any breach. We normally enter into one-year framework agreements with our suppliers and third-party sellers and renew them annually if we are satisfied with the supplier's or third-party seller's performance. We have also put stringent rules in place governing the operations of third-party sellers on our online marketplace. Third-party sellers will be subject to penalties or be asked to end their operations on our online marketplace if they violate the marketplace rules, for example by selling counterfeit products. We also conduct regular reviews on the performance of third-party sellers, twice a year, and have the right to terminate the operations of third-party sellers that remain inactive on our online marketplace for three consecutive months or have an overall ranking below a certain threshold.

We have leveraged our insights into our suppliers' business operations to develop various financial products, including supply chain financing, as an additional value-added service we provide to our suppliers, which we believe will further strengthen our merchandising capability. We have also

Table of Contents

launched our own online payment platform, which we plan to use for all of our own payment processing needs.

**Fulfillment**

We deliver a compelling customer experience by fulfilling orders quickly and accurately. To this end, we have built our nationwide fulfillment infrastructure for the prompt receipt, storage and shipment of our products. Our fulfillment infrastructure is primarily comprised of a nationwide warehouse and delivery network that we operate ourselves, supplemented by contracted third-party couriers to service areas that are not covered by our network. To further enhance inventory accountability and security, we track our inventory at all stages of the receiving and order fulfillment process.

*Nationwide Fulfillment Infrastructure*

We have built a nationwide fulfillment infrastructure that we believe is the largest among all e-commerce companies in China.

We had established fulfillment centers in seven major cities in China as of September 30, 2014: Shenyang in the northeast, Beijing in the north, Shanghai in the east, Wuhan in the center, Guangzhou in the south, Chengdu in the southwest and Xi'an in the northwest. Each of these fulfillment centers consists of between 3 and 15 warehouses for normal-sized items, 1 warehouse for bulky items, and associated sorting centers and related facilities. We had also established front distribution centers in another twelve major cities in China as of September 30, 2014: Jinan, Qingdao, Nanjing, Xiamen, Chongqing, Zhengzhou, Nanning, Changsha, Harbin, Hefei, Kunming and Urumqi. Each front distribution center consists of one warehouse stocking products that are in high demand with high turnover, one warehouse for bulky items, and associated sorting centers and related facilities. We have also established standalone warehouses for bulky items in another 20 cities in China. We operated a total of 118 warehouses with an aggregate gross floor area of approximately 2.3 million square meters in 39 cities as of September 30, 2014.

We operated 2,045 delivery stations and 1,045 pickup stations in 1,855 counties and districts across China as of September 30, 2014. Each delivery station has a delivery team ranging from 1 to 50 persons. We operate 325 additional delivery stations under contractual arrangements, whereby the contracted delivery stations deliver our orders following the same standard as our own delivery stations, while the personnel at those delivery stations are not part of our headcount. Each pickup station has two to four people available 10 hours a day and 7 days a week to handle customers' pickups and on-site payment.

Table of Contents

The following map shows our nationwide logistics and delivery network as of September 30, 2014:

We deliver a majority of the orders directly to customers ourselves. We maintain cooperation arrangements with a number of third-party couriers to deliver our products to our customers in those areas not covered by our own fulfillment infrastructure, particularly in smaller and less developed cities. Third-party sellers also use third-party couriers if they do not use our delivery services.

***Fulfillment Process***

The following flow chart outlines our fulfillment process:





Table of Contents

When a customer places an order, our delivery management system automatically processes the order and matches it to the warehouse or warehouses with the appropriate inventory. Picking is done manually on the basis of instructions that are generated automatically by our warehouse management system. The warehouse management system also automatically generates the bar codes and shipping labels that allow our staff to match the items to the correct order in the packing process. After picking and packing, the sorting center at the warehouse ships the order to a delivery or pickup station in the customer's city for further handling and delivery. Products from different warehouses are not combined before shipping, so some orders require multiple deliveries. If the customer's address is not one to which we make deliveries ourselves, we will have a third-party courier pick up the order at our sorting center to make the delivery. In some cases we also use third-party couriers to carry orders between a sorting center and a delivery station. Once the order has shipped, our system automatically updates the inventory level for each product in the order, ensuring that additional inventory will be ordered as needed. Our customers can track the shipping status of their orders through our website at each step in the process.

We are in the process of constructing new, larger, custom-designed warehouses on land where we have obtained land use rights in Shanghai, Guangzhou and Shenyang. We launched the initial phase of the new fulfillment center in Shanghai in October 2014, comprising a total floor space of approximately 100,000 square meters with capacity to sort up to 16,000 packages per hour, and we expect to put the fulfillment centers in Guangzhou and Shenyang into operation in 2015. We plan to construct additional such warehouses in two other cities where we currently have fulfillment centers, Beijing and Wuhan. We believe that building our own custom-designed warehouses will not only increase our storage capacity but also allow us to restructure and reorganize our fulfillment workflow and processes.

**Technology Platform**

We have built our technology platform relying primarily on software and systems that we have developed in-house and to a lesser extent on third-party software that we have modified and incorporated. Our server fleet consisted of approximately 21,482 servers stored in multiple locations across the country as of September 30, 2014, and we employed 4,724 IT professionals to design, develop and operate our technology platform as of the same date, including the IT professionals we have hired from Tencent in connection with our recent transactions with Tencent. We believe that creating a comparable technology platform is an expensive and time-consuming process and constitutes a significant barrier to entry for potential competitors.

Our proprietary technology platform supports our rapidly growing processing capacity requirements, provides us detailed and accurate visibility and information throughout our operation value chain, and enables harnessing of insightful data analytics.

Our strong technology platform is vital in supporting our pursuit of a continually improving customer experience, including the customer experience of our mobile users. From our website, the primary customer interface, to the back end management systems, our technology platform supports smooth and accurate operational execution as well as seamless information flow, data consistency and analytics.

The principal components of our technology platform include:

*Website and mobile applications.* Our website, together with our mobile applications, is our primary customer interface. It provides a user-friendly customer interface, including a powerful search engine and customized product recommendations to enhance our customers' shopping experience.

*Supplier interfaces.* Our supplier interfaces support key functions such as order tracking and inventory checking and provide data analytics to help our suppliers and third-party sellers

Table of Contents

better understand consumer needs. We have separate supplier interfaces for suppliers and third-party sellers.

*Customer relationship management system.* Our customer relationship management system tracks customer information, including customers' outstanding orders, order and payment history, and settings and preferences, as well as all interaction between our customer service representatives and our customers, to ensure consistent and high quality customer service.

*Supply chain management system.* Our supply chain management system includes sales forecasting, inventory management, inventory reallocation, inventory restocking, supplier management, supplier evaluations and other subsystems. It enables effective sales forecasting and inventory management that increases the efficiency of our supply chain and helps us control costs.

*Warehouse management system.* Our warehouse management system includes such features as multiple location inventory management, cross-docking, and pick-and-pack, packaging, labeling and sorting functions to efficiently manage our warehouse workflow.

*Delivery management system.* Our delivery management system coordinates the flow of goods between our fulfillment centers, front distribution centers and standalone warehouses and our delivery and pickup stations and the delivery address for each package in each order, providing instructions for both our own delivery personnel and our contracted third-party couriers.

*Transaction processing system.* Our transaction processing system handles transaction processing, online receipts and disbursements, remote reimbursement and other prerequisites for conducting an online business.

*Business intelligence system.* Our sophisticated business intelligence system leverages our large customer database to create customized product recommendations to support push and targeted marketing, allowing us to efficiently acquire new customers and increase revenue per active customer.

We have adopted security policies and measures, including encryption technology, to protect our proprietary data and customer information, and we back up our database, including customer data, every day with both on-site and off-site storage.

We will continue to develop our business intelligence system to effectively utilize the huge amount of transaction, logging and click stream data generated by our website. We are in the process of rolling out a big data platform built on top of our cloud computing infrastructure, which will further automate and streamline our data extraction, loading, transformation and mining on a distributed data storage infrastructure with unified logical data models, unified data sources, and unified access and access control.

**Marketing**

We believe that the most effective form of marketing is to continually enhance our customer experience, as customer satisfaction engenders word-of-mouth referrals and additional purchases. We have been able to build a large base of loyal customers primarily through providing superior customer experience and conducting marketing and brand promotion activities. We provide various incentives to our customers to increase their spending and loyalty, and we send e-mails to our customers periodically with product recommendations or promotions.

We conduct marketing activities online through major search engines, portals, social media, online video and other major websites in China. To enhance our brand awareness, we also have engaged in brand promotion activities such as sponsoring high profile sports events and advertising on national television networks. In 2013, we became the official sponsor of the China Football Association

Table of Contents

Super League, the top soccer league in China, for a period of five seasons, and we also sponsored several popular movies, TV shows and variety shows. We incurred RMB479 million, RMB1,097 million, RMB1,590 million (US\$263 million) and RMB2,540 million (US\$414 million) of marketing expenses in 2011, 2012, 2013 and the first nine months of 2014, respectively.

**Competition**

The online retail industry in China is intensely competitive. Our current or potential competitors include (i) major online retailers in China that offer a wide range of general merchandise product categories, such as Alibaba Group, which operates *taobao.com* and *tmall.com*, and Amazon China, which operates *amazon.cn*, and (ii) major traditional retailers in China that are moving into online retailing, such as Suning Appliance Company Limited, which operates *suning.com*, Walmart, which holds a majority interest in *yihaodian.com*, and Gome Electrical Appliances, which operates *gome.com.cn*. We also face competition from online retail companies in China focused on specific product categories and from physical retail stores, including big-box stores like RT-Mart that also aim to offer a one-stop shopping experience.

We anticipate that the online retail market will continually evolve and will continue to experience rapid technological change, evolving industry standards, shifting customer requirements, and frequent innovation. We must continually innovate to remain competitive. We believe that the principal competitive factors in our industry are:

brand recognition and reputation;

product quality and selection;

pricing;

fulfillment capabilities; and

customer service.

In addition, new and enhanced technologies may increase the competition in the online retail industry. New competitive business models may appear, for example based on new forms of social media or social commerce.

We believe that we are well-positioned to effectively compete on the basis of the factors listed above. However, some of our current or future competitors may have longer operating histories, greater brand recognition, better supplier relationships, larger customer bases or greater financial, technical or marketing resources than we do.

**Our Corporate Values and Employees**

As of September 30, 2014, we had a total of 62,051 fulltime employees. We had a total of 38,325 employees as of December 31, 2013, 27,952 employees as of December 31, 2012, and a total of 20,153 employees as of December 31, 2011.

## Edgar Filing: DILLARD ALEX - Form 4

### Table of Contents

The following tables give breakdowns of our employees as of September 30, 2014, by function and by region:

<b>Function</b>	<b>Number</b>	<b>Region</b>	<b>Number</b>
Procurement	3,013	Northeastern China	2,492
Warehouses	11,530	Northern China <sup>(1)</sup>	22,948
Delivery	31,603	Eastern China <sup>(2)</sup>	14,704
Customer Service	7,673	Central China	3,581
Technology	4,724	Southern China	10,827
Sales and Marketing	979	Southwestern China <sup>(3)</sup>	6,168
General and Administrative	2,529	Northwestern China	1,331
<b>TOTAL</b>	<b>62,051</b>	<b>TOTAL</b>	<b>62,051</b>

(1) Includes the employees at our national headquarters in Beijing.

(2) Includes the employees at our national customer service center in Suqian, Jiangsu.

(3) Includes the employees at our national customer service center in Chengdu, Sichuan.

With so many employees in so many locations across China, we place great emphasis on our corporate culture to ensure that we maintain consistently high standards everywhere we operate. We believe that our corporate culture and core philosophy will help us to realize our goal of becoming the largest e-commerce company in the world.

We invest significant resources in the recruitment of employees in support of our fast-growing business operations. In 2014, we have recruited additional employees in connection with the expansion of our fulfillment infrastructure and additional research and development personnel in connection with the expansion of our technology platform, including the former employees who joined us in connection with our recent acquisition of certain e-commerce businesses and assets from Tencent. We have established comprehensive training programs that cover such topics as our corporate culture, employee rights and responsibilities, team-building, professional behavior, job performance, management skills, leadership and executive decision-making. In 2012, we set up a special dedicated training facility, Jingdong Academy, which we have since renamed JD Corporate University, to further strengthen our internal training programs. As of September 30, 2014, 370 management trainees have undergone our dedicated management training program. We also sponsored certain senior and mid-level management to attend part-time MBA education in 2012 and 2013. In November 2013, we set up a "Go to College at Jingdong" program in collaboration with external educational and training institutions. This program will offer tailored courses to our employees and allow them to obtain a college degree through online education. To boost our strategy of exploring overseas markets, we also have been recruiting international management trainees from top universities in the United States.

As required by regulations in China, we participate in various government statutory employee benefit plans, including social insurance funds, namely a pension contribution plan, a medical insurance plan, an unemployment insurance plan, a work-related injury insurance plan and a maternity insurance plan, and a housing provident fund. We are required under PRC law to contribute to employee benefit plans at specified percentages of the salaries, bonuses and certain allowances of our employees up to a maximum amount specified by the local government from time to time. We also provide entrusted loans with commercial banks as intermediaries to qualified employees to assist them in purchasing houses and cars.

We enter into standard labor contracts with our employees. We also enter into standard confidentiality and non-compete agreements with our senior management. The non-compete restricted period typically expires two years after the termination of employment, and we agree to compensate the employee with a certain percentage of his or her pre-departure salary during the restricted period.



## Edgar Filing: DILLARD ALEX - Form 4

### Table of Contents

We believe that we maintain a good working relationship with our employees, and we have not experienced any major labor disputes.

### **Facilities**

We have our national headquarters in Beijing and regional headquarters in 6 other cities. As of September 30, 2014, we operated fulfillment centers in 7 cities, front distribution centers in 12 cities and standalone warehouses for bulky items in another 20 cities, as well as 2,045 delivery stations and 1,045 pickup stations in 1,855 counties and districts across China. All of the facilities that we currently have in operation are leased except our national customer service center in Suqian and the initial phase of our new fulfillment center in Shanghai recently launched in October 2014.

The table below gives additional details about our national and regional headquarters, our national customer service center, and our fulfillment centers and front distribution centers as of September 30, 2014:

Location	Gross Floor Area (sq. m.)	Use
<i>Offices</i>		
Beijing	73,619	national headquarters
	4,831	regional headquarters
Shanghai	4,655	regional headquarters
Wuhan	1,595	regional headquarters
Guangzhou	2,825	regional headquarters
Shenyang	2,620	regional headquarters
Chengdu	1,648	regional headquarters
	3,734	customer service center
	3,728	research institute
Suqian	54,318	national customer service center
Nanjing	451	office
Xi'an	1,497	regional headquarters
<i>Fulfillment centers</i>		
Beijing	391,462	nine warehouses and one bulky item warehouse
Shanghai	372,637	fourteen warehouses and one bulky item warehouse
Wuhan	183,989	eleven warehouses and one bulky item warehouse
Guangzhou	332,229	twelve warehouses and one bulky item warehouse
Chengdu	184,948	eleven warehouses and one bulky item warehouse
Shenyang	82,308	six warehouses and one bulky item warehouse
Xi'an	72,486	three warehouse and one bulky item warehouse

In addition to the above, we also operated front distribution centers in additional 12 cities with aggregate gross floor area of approximately 327,580 square meters, each consisting of one warehouse stocking products that are in high demand with high turnover, and one warehouse for bulky items, as well as an additional 20 bulky item warehouses in other cities with aggregate gross floor area of 351,138 square meters as of September 30, 2014.

We plan to expand our nationwide fulfillment network by leasing or purchasing additional facilities across China over the next several years. As of September 30, 2014, we had land use rights in six cities, including Beijing, Shanghai, Guangzhou, Wuhan, Shenyang and Kunshan, to build our own warehouses. We launched the initial phase of the new fulfillment center in Shanghai in October 2014, comprising a total floor space of approximately 100,000 square meters. New fulfillment centers in Guangzhou and Shenyang are under construction, and will have an aggregate gross floor area of approximately 268,000 square meters. We expect to put these fulfillment centers into operation in 2015.

Table of Contents

The highly automated and efficient warehouse will not only expand our ability to fulfill orders by ourselves but also support the third-party merchants on our online marketplace. In connection with our expansion of our fulfillment infrastructure, we had paid an aggregate of approximately RMB0.8 billion (US\$0.1 billion) for the acquisition of land use rights, building of warehouses and purchase of warehousing equipment as of December 31, 2013, and we paid an aggregate of approximately RMB0.8 billion (US\$0.1 billion) for these purposes in the nine months ended September 30, 2014.

We have acquired land use rights in Beijing to build our new headquarters. The new office building is currently under construction. As of September 30, 2014, we had paid an aggregate of approximately RMB1.0 billion (US\$0.2 billion) for the acquisition of land use rights and construction of the office building. We expect to complete the planned construction, interior decoration and outdoor landscape in the first half of 2015.

**Intellectual Property**

We regard our trademarks, copyrights, patents, domain names, know-how, proprietary technologies, and similar intellectual property as critical to our success, and we rely on copyright, trademark and patent law and confidentiality, invention assignment and non-compete agreements with our employees and others to protect our proprietary rights. As of September 30, 2014, we owned 151 computer software copyrights in China relating to various aspects of our operations and maintained 674 trademark registrations inside China and 216 trademark registrations outside China. We had approximately 1,743 trademark applications inside China and 329 outside China. As of September 30, 2014, we had 16 patents granted in China, 354 patent applications pending in China and 35 patent applications pending outside China. As of September 30, 2014, we had registered approximately 3,298 domain names, 734 of which are generic top-level domain names. Our registered domain names include *jd.com*, *m.jd.com*, *360buy.com*, *360buy.com.cn* and *360buy.cn*, among others.

**Insurance**

We maintain various insurance policies to safeguard against risks and unexpected events. We have purchased all risk property insurance covering our inventory and fixed assets such as equipment, furniture and office facilities. We maintain public liability insurance for our business activities at one location. We also provide social security insurance including pension insurance, unemployment insurance, work-related injury insurance and medical insurance for our employees. Additionally, we provide group accident insurance for all employees and supplementary medical insurance for all management and research and development personnel. We do not maintain business interruption insurance, nor do we maintain product liability insurance or key-man life insurance. We consider our insurance coverage to be sufficient for our business operations in China.

**Legal Proceedings**

From time to time, we may be involved in legal proceedings in the ordinary course of our business. We are currently not a party to any material legal or administrative proceedings.

Table of Contents

**REGULATION**

This section sets forth a summary of the most significant rules and regulations that affect our business activities in China.

**Regulations Relating to Foreign Investment**

***Industry Catalogue Relating to Foreign Investment.*** Investment activities in the PRC by foreign investors are principally governed by the Guidance Catalogue of Industries for Foreign Investment, or the Catalogue, which was promulgated and is amended from time to time by the Ministry of Commerce and the National Development and Reform Commission. Industries listed in the Catalogue are divided into three categories: encouraged, restricted and prohibited. Industries not listed in the Catalogue are generally deemed as constituting a fourth "permitted" category. Establishment of wholly foreign-owned enterprises is generally allowed in encouraged and permitted industries. Some restricted industries are limited to equity or contractual joint ventures, while in some cases Chinese partners are required to hold the majority interests in such joint ventures. In addition, restricted category projects are subject to higher-level government approvals. Foreign investors are not allowed to invest in industries in the prohibited category. Industries not listed in the Catalogue are generally open to foreign investment unless specifically restricted by other PRC regulations.

Through our subsidiaries and variable interest entities, we are engaged in certain industries that are classified as "restricted" or "prohibited" under the Catalogue. Pursuant to the latest Catalogue amended in 2011, sales and distribution of audio and video products are in the restricted categories and only contractual joint ventures can engage in the distribution of audio and video products in China. Online wholesale and retail are in the restricted category and the establishment of foreign-invested enterprises is subject to certain higher-level approvals. The provision of value-added telecommunications services falls in the restricted category and the percentage of foreign ownership cannot exceed 50%. The publication of e-books and online audio and video products are in the prohibited category.

Each of Jingdong Century and Shanghai Shengdayuan primarily engages in the online wholesale and retail of products, which are in the restricted category, as well as the development of computer network technology, technical consultancy and technical services, which are in the permitted category. Jingbangda primarily engages in courier services that are in the permitted category and Star East primarily engages in warehousing and related services that are in the permitted category as well. Under PRC law, the establishment of a wholly foreign owned enterprise is subject to the approval of the Ministry of Commerce or its local counterparts and the wholly foreign owned enterprise must register with the competent industry and commerce bureau. We have duly obtained the approvals from the Ministry of Commerce or its local counterparts for our interest in our wholly owned PRC subsidiaries and completed the registration of these PRC subsidiaries with the competent industry and commerce bureau.

***Foreign Investment in the Commercial Sector.*** According to the Administrative Measures on Foreign Investment in the Commercial Sector issued by the Ministry of Commerce in April 2004, a foreign-invested enterprise may, upon approval, undertake one or more types of businesses in the commercial sector, which is defined in the measures to include wholesale, retail, commission agency and franchising, and the types of commodities it deals with must be specified in the scope of business prescribed in its articles of association. In order to establish a foreign-invested company in the commercial sector, foreign investors must apply to the relevant provincial counterpart of the Ministry of Commerce, and such provincial authority will, after making preliminary examination of the documents submitted, report to the Ministry of Commerce to obtain its approval. The incorporation of an enterprise by a foreign-invested enterprise that intends to conduct business in the commercial sector is also subject to the approval of the local counterpart of the Ministry of Commerce. On several occasions



Table of Contents

in 2005, 2008 and 2010, the Ministry of Commerce delegated its approval authority to its provincial counterparts and authorized them to examine and approve certain applications. Currently, the provincial counterparts of the Ministry of Commerce have the authority to approve applications for setting up foreign-invested enterprises solely engaging in sale of goods through the internet, among others. Our PRC subsidiary Jingdong Century and its subsidiaries engage in retail, wholesale and commission agency of consumer electronics and other general merchandise via the internet. While Jingdong Century has obtained approval from the relevant authorities for this business, most of its subsidiaries were established without obtaining the prior approval from the local counterpart of the Ministry of Commerce. See "Risk Factors Any lack of requisite approvals, licenses or permits applicable to our business may have a material and adverse impact on our business, financial condition and results of operations."

**Foreign Investment in Value-Added Telecommunications Businesses.** The Regulations for Administration of Foreign-invested Telecommunications Enterprises promulgated by the PRC State Council in December 2001 and subsequently amended in September 2008 set forth detailed requirements with respect to capitalization, investor qualifications and application procedures in connection with the establishment of a foreign-invested telecommunications enterprise. These regulations prohibit a foreign entity from owning more than 50% of the total equity interest in any value-added telecommunications service business in China and require the major foreign investor in any value-added telecommunications service business in China have a good and profitable record and operating experience in this industry. Due to these regulations, we operate our website through Jingdong 360, one of our consolidated variable interest entities.

In July 2006, the Ministry of Information Industry, the predecessor of the Ministry of Industry and Information Technology, or the MIIT, issued the Circular on Strengthening the Administration of Foreign Investment in the Operation of Value-added Telecommunications Business, pursuant to which a domestic PRC company that holds an operating license for value-added telecommunications business, which we refer to as an ICP License, is prohibited from leasing, transferring or selling the ICP License to foreign investors in any form and from providing any assistance, including resources, sites or facilities, to foreign investors that conduct a value-added telecommunications business illegally in China. Further, the domain names and registered trademarks used by an operating company providing value-added telecommunications services must be legally owned by that company or its shareholders. In addition, the company's operational premises and equipment must comply with the approved coverage region on its ICP License, and the company must establish and improve its internal internet and information security policies and standards and emergency management procedures. If an ICP License holder fails to comply with the requirements and also fails to remedy such non-compliance within a specified period of time, the MIIT or its local counterparts have the discretion to take administrative measures against the license holder, including revoking its ICP license. Jingdong 360, the operator of our website, owns the relevant domain names and registered trademarks and has the necessary personnel to operate the website.

**Foreign Investment in Road Transportation Businesses.** According to the Administrative Provisions for Foreign Investment in the Road Transportation Industry promulgated in November 2001 by the Ministry of Transport and the Ministry of Foreign Trade and Economic Cooperation, the predecessor of the Ministry of Commerce, and amended in January 2014 and its supplements and implementing rules, investment in a road transportation business (including, among other things, road freight transportation, and flitting, loading, unloading and storage of road cargo) by a foreign investor is subject to the approval of the provincial counterparts of the Ministry of Transport, and the newly established foreign-invested enterprise must obtain a Road Transportation Operation Permit from the provincial-level Ministry of Transport. The incorporation of a subsidiary of a foreign-invested enterprise that intends to engage in a road transportation business is subject to the same approval procedure. Currently, Jiangsu Jingdong, a subsidiary of Jingdong Century, and Jingbangda engage in our road

Table of Contents

transportation business. Jingbangda has obtained a Road Transportation Operation Permit from the provincial-level Ministry of Transport. Jiangsu Jingdong was established without obtaining the prior approval from the local counterpart of the Ministry of Transport and each of the branches of Jiangsu Jingdong obtained a Road Transportation Operation Permit from the county level instead of provincial-level Ministry of Transport. See "Risk Factors Any lack of requisite approvals, licenses or permits applicable to our business may have a material and adverse impact on our business, financial condition and results of operations."

**Licenses and Permits**

We are required to hold a variety of licenses and permits in connection with various aspects of our business, including the following:

**Value-added Telecommunication License.** The Telecommunications Regulations promulgated by the State Council and its related implementation rules, including the Catalogue of Classification of Telecommunications Business issued by the MIIT, categorize various types of telecommunications and telecommunications-related activities into basic or value-added telecommunications services, and internet information services, or ICP services, are classified as value-added telecommunications businesses. Under the Telecommunications Regulations, commercial operators of value-added telecommunications services must first obtain an ICP License from the MIIT or its provincial level counterparts. In 2000, the State Council also issued the Administrative Measures on Internet Information Services, which was amended in 2011. According to these measures, a commercial ICP service operator must obtain an ICP License from the relevant government authorities before engaging in any commercial ICP service in China. When the ICP service involves areas of news, publication, education, medical treatment, health, pharmaceuticals and medical equipment, and if required by law or relevant regulations, specific approval from the respective regulatory authorities must be obtained prior to applying for the ICP License from the MIIT or its provincial level counterpart. In 2009, the MIIT promulgated the Administrative Measures on Telecommunications Business Operating Licenses, which set forth more specific provisions regarding the types of licenses required to operate value-added telecommunications services, the qualifications and procedures for obtaining such licenses and the administration and supervision of such licenses. Jingdong 360, as our ICP operator, holds an ICP License issued by the Beijing Telecommunications Administration for the provision of information services through the internet and also a value-added telecommunication license issued by the MIIT for the provision of information services through a mobile network, the provision of internet data center services and internet access services. We are in the process of applying for additional expansion of the scope of Jingdong 360's value-added telecommunication license to cover online data processing and transaction processing services. See "Risk Factors Any lack of requisite approvals, licenses or permits applicable to our business may have a material and adverse impact on our business, financial condition and results of operations."

**Internet Publication License.** The General Administration of Press and Publication, Radio, Film and Television, established in March 2013 as a result of institutional reform integrating the State Administration of Radio, Film and Television, and the General Administration of Press and Publication, is the government agency responsible for regulating publication activities in China. In June 2002, the MIIT and the General Administration of Press and Publication jointly promulgated the Tentative Administrative Measures on Internet Publication, which require internet publishers to obtain a license from the General Administration of Press and Publication to conduct internet publication activities. The term "internet publication" is defined as an act of online dissemination where internet information service providers select, edit and process works created by themselves or others which they then post on the internet or transmit to users through the internet for browsing, use or downloading by the public. This includes content from books, newspapers, periodicals, audio and video products, electronic publications, and other sources that have already been formally published or works that have already

Table of Contents

been made public in other media. Jingdong 360 obtained an internet publication license from the General Administration of Press and Publication in 2011 that will remain valid until December 2014, and we are in the process of renewing the license.

**Online Culture Operating Permit.** The Provisional Measures on Administration of Internet Culture, promulgated by the Ministry of Culture in 2011, and other related rules require entities to obtain an Online Culture Operating Permit from the applicable provincial level culture administrative authority to engage in activities related to "online cultural products." Cultural products include music, games, performances, performing arts, works of art, and animation features and cartoons, while "online" includes both products produced for the internet and products converted from offline products and disseminated over the internet. Jingdong 360 obtained an Online Culture Operating Permit from the Beijing Municipal Bureau of Culture in January 2012 that will remain valid until December 2014, and we are in the process of renewing the permit.

**Internet Drug Information Service Qualification Certificate.** The State Food and Drug Administration promulgated the Administrative Measures on Internet Drug Information Service in July 2004 and certain implementing rules and notices thereafter. These measures set out regulations governing the classification, application, approval, content, qualifications and requirements for internet drug information services. An ICP service operator that provides information regarding drugs or medical equipment must obtain an Internet Drug Information Service Qualification Certificate from the applicable provincial level counterpart of the State Food and Drug Administration. Jingdong 360 obtained an Internet Drug Information Service Qualification Certificate from the Beijing Drug Administration in 2011 for the provision of internet medical information services, which was renewed in 2014 and will remain valid until August 2019.

**Certificate of Qualification for Civil Aviation Transport Sales Agency.** The Rules on Cognizance of Qualification for Civil Aviation Transport Sales Agencies, issued by the China Aviation Transportation Association in 2006, require any entity acting as an air-ticketing sales agency to obtain a Certificate of Qualification for Civil Aviation Transport Sales Agency. Supplemental rules issued in 2008 require any air-ticketing sales agency engaging in online ticket sales to obtain an ICP License and complete a commercial website registration with the local administration for industry and commerce. Jingdong 360, one of our consolidated variable interest entities, has obtained an ICP License as well as Certificates of Qualification for Civil Aviation Transport Sales Agency for sales of air passengers transport tickets for both domestic and international air routes.

**Courier Service Operation Permit.** Pursuant to the Administrative Measures on the Courier Service Market and the Administrative Measures on Courier Service Operation Permits, any entity engaging in courier services must obtain a Courier Service Operation Permit from the State Post Bureau or its local counterpart and is subject to their supervision and regulation. Entities applying for a permit to operate courier services in a certain province should apply to the provincial level post bureau, while an entity applying for a permit to operate courier services across multiple provinces should apply to the State Post Bureau. An entity holding a cross-provincial Courier Service Operation Permit may provide courier services in cities other than its place of registration by establishing new branches at these cities and then filing with the relevant provincial post bureau for those branches within 20 days. The courier business must be operated within the permitted scope and valid term of the Courier Service Operation Permit. We have obtained two cross-provincial Courier Service Operation Permits that allow Jiangsu Jingdong and Jingbangda, two of our PRC subsidiaries providing logistics services, to operate an express delivery business in 30 provinces and 45 cities in China. As of September 30, 2014, Jiangsu Jingdong and its 31 branches, Jingbangda and its 35 branches have obtained Courier Service Operation Permits. We are in the process of applying for extension of the coverage of our Courier Service Operation Permits to other areas of China. See "Risk Factors Any lack of requisite approvals,

Table of Contents

licenses or permits applicable to our business may have a material and adverse impact on our business, financial condition and results of operations."

**Road Transportation Operation Permit.** Under the Regulations on Road Transportation promulgated by the State Council in April 2004 and amended in September 2012, and the Provisions on Administration of Road Transportation and Stations (Sites) issued by the Ministry of Transport in June 2005 and amended subsequently in July 2008, April 2009 and March 2012, anyone engaging in the business of operating road transportation and stations (sites) must obtain a Road Transportation Operation Permit, and each vehicle used for shipping must have a Road Transportation Certificate. As of September 30, 2014, Jiangsu Jingdong and its 24 branches and Jingbangda and its 3 branches have obtained Road Transportation Operation Permits, and Jiangsu Jingdong's other branches and Jingbangda's other branches are in the process of applying for additional Road Transportation Operation Permits. See "Risk Factors Any lack of requisite approvals, licenses or permits applicable to our business may have a material and adverse impact on our business, financial condition and results of operations."

**Publication Operation Permit.** Pursuant to the Administrative Measures for the Publication Market jointly issued by the Ministry of Commerce and the General Administration of Press and Publication in March 2011, any entity or individual engaging in the wholesale or retail of books and audio and video products must obtain an approval from the relevant press and publication administrative authority and receive a Publication Operation Permit. An enterprise that has obtained a Publication Operation Permit is not required to obtain any special permission if it utilizes the internet and other information networks to sell books, but must file with the relevant press and publication administrative authority within 15 days following its commencement of operations on the internet. Foreign investors may engage in the distribution of audio and video products in China only in the form of contractual joint ventures between foreign and Chinese investors. Due to these measures, we engage in wholesale and retail of books and audio and video products through Jiangsu Yuanzhou, one of our consolidated variable interest entities. Jiangsu Yuanzhou has obtained a Publication Operation Permit.

**Payment Service License.** The Measures for the Administration of Payment Services of Non-Financial Institutions, issued by the People's Bank of China in 2010, and its implementing rules require any non-financial institution engaging in payment services, such as online payment, issuance and acceptance of prepaid cards, and bill collection via bankcard, to obtain a Payment Service License. The registered capital of an applicant that engages in a nationwide payment business must be at least RMB100 million, while that of an applicant engaging in payment business within a province must be at least RMB30 million. An indirect wholly owned subsidiary of Jingdong 360 has obtained a Payment Service License from the People's Bank of China with a term valid until May 2016, which enables us to engage in nationwide online payment business through internet, mobile phone and fixed phone and bill collection business via bankcard in Beijing. In addition, the subsidiary has also applied to the People's Bank of China for the expansion of the business types covered in the Payment Service License to cover issuance and acceptance of pre-paid cards, and the application has been publicized by the relevant government authority on its official website.

**Food Distribution Permit.** China has adopted a licensing system for food supply operations under the Food Safety Law and its implementation rules. Entities or individuals that intend to engage in food production, food distribution or food service businesses must obtain licenses or permits for such businesses. Pursuant to the Administrative Measures on Food Distribution Permits issued by the State Administration of Industry and Commerce in July 2009, an enterprise needs to obtain a Food Distribution Permit from a local branch of the State Administration of Industry and Commerce to engage in the food distribution business. We sell food and nutritional supplements through our website. Our PRC subsidiaries or their branches engaging in food distribution business have obtained Food Distribution Permits.

Table of Contents

***License or Registration for Wholesale and Retail of Liquor.*** The Measures for the Administration of Liquor Circulation, issued by the Ministry of Commerce in November 2005, require any entity engaged in the wholesale or retail of liquor to file and register, within 60 days of acquiring a business license, with the local branch of the Ministry of Commerce at the same level as the local branch of the State Administration of Industry and Commerce where the entity is registered. In addition, certain provinces in the PRC have adopted a licensing system for the wholesale or retail of liquor. We sell liquor through our website. Our PRC subsidiaries or their branches engaging in the wholesale or retail of liquor have obtained the license or completed the required registration with the local branches of the Ministry of Commerce for such business.

***Medical Device Operation Enterprise Permit.*** The Regulations on Supervision and Administration of Medical Devices, issued by the State Council in 2000 and further amended in March 2014, divide medical devices into three types. Enterprises engaging in the sale of Type I medical devices must file with the relevant drug supervision and administration authority while those engaging in the sale of Type II and Type III medical devices must obtain a Medical Device Operation Enterprise Permit from the relevant drug supervision and administrative authority. Beijing Jingdong Century Information Technology Co., Ltd., a subsidiary of Jingdong Century, has obtained a Medical Device Operation Enterprise Permit for the sale of several types of Type III medical devices.

***Permit for Production and Operation of Radio and TV Programs.*** Under the Regulations on the Administration of Production of Radio and Television Programs issued by the State Administration of Radio, Film and Television in July 2004, any entities that engage in the production of radio and television programs are required to apply for a Permit for Production and Operation of Radio and TV Programs from the State Administration of Radio, Film and Television, now the General Administration of Press and Publication, Radio, Film and Television, or its provincial branches. Entities with this permit must conduct their business operations in compliance with the approved scope of production and operation. Furthermore, entities other than radio and TV stations are prohibited from producing consolidated radio and TV programs regarding current political news or similar subjects. Jingdong 360, one of our consolidated variable interest entities, has obtained a Permit for Production and Operation of Radio and TV Programs.

**Regulations Relating to E-Commerce**

China's e-commerce industry is at an early stage of development and there are few PRC laws or regulations specifically regulating the e-commerce industry. In May 2010, the State Administration of Industry and Commerce adopted the Interim Measures for the Administration of Online Commodities Trading and Relevant Services, which took effective in July 2010. Under these measures, enterprises or other operators which engage in online commodities trading and other services and have been registered with the State Administration of Industry and Commerce or its local branches must make the information stated in their business license available to the public or provide a link to their business license on their website. Online distributors must adopt measures to ensure safe online transactions, protect online shoppers' rights and prevent the sale of counterfeit goods. Information on products and transactions released by online distributors must be authentic, accurate, complete and sufficient.

In January 2014, the State Administration of Industry and Commerce promulgated the Administrative Measures for Online Trading, which terminated the above interim measures and became effective in March 2014. The Administrative Measures for Online Trading further strengthen the protection of consumers and impose more stringent requirements and obligations on online business operators and third-party online marketplace operators. For example, online business operators are required to issue invoices to consumers for online products and services. Consumers are generally entitled to return products purchased from online business operators within seven days upon receipt, without giving any reason. Online business operators and third-party online marketplace operators are

Table of Contents

prohibited from collecting any information on consumers and business operators, or disclosing, selling or providing any such information to any third party, or sending commercial electronic messages to consumers, without their consent. Fictitious transactions, deletion of adverse comments and technical attacks on competitors' websites are prohibited as well. In addition, third-party online marketplace operators are required to examine and verify the identifications of the online business operators and set up and keep relevant records for at least two years. Moreover, any third-party online marketplace operator that simultaneously engages in online trading for products and services should clearly distinguish itself from other online business operators on the marketplace platform. We are subject to these measures as a result of our online direct sales and online marketplace.

**Regulations Relating to Internet Content and Information Security**

The Administrative Measures on Internet Information Services specify that internet information services regarding news, publications, education, medical and health care, pharmacy and medical appliances, among other things, are to be examined, approved and regulated by the relevant authorities. Internet information providers are prohibited from providing services beyond those included in the scope of their ICP licenses or filings. Furthermore, these measures clearly specify a list of prohibited content. Internet information providers are prohibited from producing, copying, publishing or distributing information that is humiliating or defamatory to others or that infringes the lawful rights and interests of others. Internet information providers that violate the prohibition may face criminal charges or administrative sanctions by the PRC authorities. Internet information providers must monitor and control the information posted on their websites. If any prohibited content is found, they must remove the offending content immediately, keep a record of it and report to the relevant authorities.

Internet information in China is also regulated and restricted from a national security standpoint. The National People's Congress, China's national legislative body, has enacted the Decisions on Maintaining Internet Security, which may subject violators to criminal punishment in China for any effort to: (1) gain improper entry into a computer or system of strategic importance; (2) disseminate politically disruptive information; (3) leak state secrets; (4) spread false commercial information; or (5) infringe intellectual property rights. The Ministry of Public Security has promulgated measures that prohibit use of the internet in ways which, among other things, result in a leakage of state secrets or a spread of socially destabilizing content.

**Regulations Relating to Internet Privacy**

In recent years, PRC government authorities have enacted laws and regulations on internet use to protect personal information from any unauthorized disclosure. The Administrative Measures on Internet Information Services prohibit ICP service operators from insulting or slandering a third party or infringing upon the lawful rights and interests of a third party. Under the Several Provisions on Regulating the Market Order of Internet Information Services, issued by the MIIT in 2011, an ICP operator may not collect any user personal information or provide any such information to third parties without the consent of a user. An ICP service operator must expressly inform the users of the method, content and purpose of the collection and processing of such user personal information and may only collect such information necessary for the provision of its services. An ICP service operator is also required to properly keep the user personal information, and in case of any leak or likely leak of the user personal information, the ICP service operator must take immediate remedial measures and, in severe circumstances, to make an immediate report to the telecommunications regulatory authority. In addition, pursuant to the Decision on Strengthening the Protection of Online Information issued by the Standing Committee of the National People's Congress in December 2012 and the Order for the Protection of Telecommunication and Internet User Personal Information issued by the MIIT in July 2013, any collection and use of user personal information must be subject to the consent of the user,

Table of Contents

abide by the principles of legality, rationality and necessity and be within the specified purposes, methods and scopes. An ICP service operator must also keep such information strictly confidential, and is further prohibited from divulging, tampering or destroying of any such information, or selling or proving such information to other parties. Any violation of the above decision or order may subject the ICP service operator to warnings, fines, confiscation of illegal gains, revocation of licenses, cancellation of filings, closedown of websites or even criminal liabilities. We have required our users to consent to our collecting and using their personal information, and established information security systems to protect user's privacy.

**Regulations Relating to Product Quality and Consumer Protection**

The Product Quality Law applies to all production and sale activities in China. Pursuant to this law, products offered for sale must satisfy relevant quality and safety standards. Enterprises may not produce or sell counterfeit products in any fashion, including forging brand labels or giving false information regarding a product's manufacturer. Violations of state or industrial standards for health and safety and any other related violations may result in civil liabilities and administrative penalties, such as compensation for damages, fines, suspension or shutdown of business, as well as confiscation of products illegally produced and sold and the proceeds from such sales. Severe violations may subject the responsible individual or enterprise to criminal liabilities. Where a defective product causes physical injury to a person or damage to another person's property, the victim may claim compensation from the manufacturer or from the seller of the product. If the seller pays compensation and it is the manufacturer that should bear the liability, the seller has a right of recourse against the manufacturer. Similarly, if the manufacturer pays compensation and it is the seller that should bear the liability, the manufacturer has a right of recourse against the seller.

The Consumer Protection Law sets out the obligations of business operators and the rights and interests of the consumers in China. Pursuant to this law, business operators must guarantee that the commodities they sell satisfy the requirements for personal or property safety, provide consumers with authentic information about the commodities, and guarantee the quality, function, usage and term of validity of the commodities. Failure to comply with the Consumer Protection Law may subject business operators to civil liabilities such as refunding purchase prices, replacement of commodities, repairing, ceasing damages, compensation, and restoring reputation, and even subject the business operators or the responsible individuals to criminal penalties when personal damages are involved or if the circumstances are severe. The Consumer Protection Law was further amended in October 2013 and became effective in March 2014. The amended Consumer Protection Law further strengthen the protection of consumers and impose more stringent requirements and obligations on business operators, especially on the business operators through the internet. For example, the consumers are entitled to return the goods (except for certain specific goods) within seven days upon receipt without any reasons when they purchase the goods from business operators on the internet. The consumers whose interests have been damaged due to their purchase of goods or acceptance of services on online marketplace platforms may claim damages from sellers or service providers. Where the providers of the online marketplace platforms are unable to provide the real names, addresses and valid contact details of the sellers or service providers, the consumers may also claim damages from the providers of the online marketplace platforms. Providers of online marketplace platforms that know or should have known that sellers or service providers use their platforms to infringe upon the legitimate rights and interests of consumers but fail to take necessary measures must bear joint and several liabilities with the sellers or service providers. Moreover, if business operators deceive consumers or knowingly sell substandard or defective products, they should not only compensate consumers for their losses, but also pay additional damages equal to three times the price of the goods or services.

Table of Contents

We are subject to the Product Quality Law and the Consumer Protection Law as an online supplier of commodities and a provider of online marketplace platform and believe that we are currently in compliance with these regulations in all material aspects.

**Regulations Relating to Pricing**

In China, the prices of a very small number of products and services are guided or fixed by the government. According to the Pricing Law, business operators must, as required by the government departments in charge of pricing, mark the prices explicitly and indicate the name, origin of production, specifications, and other related particulars clearly. Business operators may not sell products at a premium or charge any fees that are not explicitly indicated. Business operators must not commit the specified unlawful pricing activities, such as colluding with others to manipulate the market price, using false or misleading prices to deceive consumers to transact, or conducting price discrimination against other business operators. Failure to comply with the Pricing Law may subject business operators to administrative sanctions such as warning, ceasing unlawful activities, compensation, confiscating illegal gains, fines. The business operators may be ordered to suspend business for rectification, or have their business licenses revoked if the circumstances are severe. We are subject to the Pricing Law as an online retailer and believe that our pricing activities are currently in compliance with the law in all material aspects.

**Regulations Relating to Microcredit**

The Guidance on the Pilot Establishment of Microcredit Companies, jointly promulgated by the China Banking Regulatory Commission and the People's Bank of China in 2008, allows provincial governments to approved the establishment of microcredit companies on a trial basis. Based on this guidance, many provincial governments in China, including that of Shanghai, promulgated local implementing rules on the administration of microcredit companies. The Implementing Rules for Works on Pilot Establishment of Microcredit Companies, issued by the Shanghai Municipal Government in 2008, provide that the sources of funds of a microcredit company must be limited to the capital contributions paid by its shareholders, monetary donations, and loans provided by no more than two banking financial institutions, and do not allow the loans from such banking financial institutions to exceed fifty percent of the net capital of the microcredit company. In addition, a microcredit company is not permitted to conduct any businesses outside the region where it is located. In August 2010, the Shanghai Financial Services Office, the regulatory entity for microcredit companies in Shanghai, issued the Several Opinions on Development Promotion of Microcredit Companies, pursuant to which foreign institutions that have experience and influence in the field of microcredit business are also allowed to establish microcredit companies in Shanghai. In addition, the authorities are considering permitting certain qualified microcredit companies to conduct a cross-region microcredit business on a pilot basis. We engage in online microcredit businesses through a subsidiary of Jingdong Century in Shanghai.

**Regulations Relating to Commercial Factoring**

The Notice on the Pilot Launch of Commercial Factoring, issued by the Ministry of Commerce in June 2012, launched commercial factoring in the Shanghai Pudong New Area and the Tianjin Binhai New Area. The Ministry of Commerce also issued several other notices to expand the list of pilot areas to include Guangzhou, Shenzhen, the Chongqing Liangjiang New Area and other areas. Under these notices and local implementing rules, commercial factoring companies may be established in these areas upon the approval of the local counterpart of the Ministry of Commerce or other competent authority. The business scope of a commercial factoring company may include the services of trade financing, management of sales ledgers, investigation and assessment of client credit standings, management and collection of accounts receivable and credit risk guarantee. The commercial factoring company is not



Table of Contents

allowed to conduct other financial business, such as taking deposits and lending loans, or to specialize in or carry out debt collection. Currently, we engage in a commercial factoring business through a subsidiary of Jingdong Century in Shanghai.

**Regulations Relating to Mobile Telecommunications Resale Business**

In May 2013, the MIIT issued the Circular regarding the Pilot Work on Implementation of Mobile Telecommunications Resale Business and the Pilot Program on Mobile Telecommunications Resale Business, pursuant to which private capitals are encouraged to invest in the mobile telecommunications resale business. The resale business refers to the business whereby a reseller purchases mobile telecommunications services (excluding mobile satellite telecommunications service) from a basic telecommunications service provider who owns a mobile network, repackages the services with its private brand and sells the services to end users. The expiration date for the pilot program is December 31, 2015. Under the circular and the pilot program, the mobile telecommunications resale is categorized as a Class II basic telecommunications business but managed by reference to the value-added telecommunications business. A mobile communications reseller does not build its own wireless network, core network, transmission network and other mobile telecommunications network infrastructures, but must build its customer service system and may build its own business management platform, and billing, business accounting and other business supporting systems as needed. The applicant for the mobile telecommunications resale business shall be a private company of which the private funds shall not be less than 50% of the capital and the capital contributed by its sole biggest shareholder shall come from the private funds, and it shall also enter into a commercial contract for mobile telecommunications resale business with a basic telecommunications service provider, specifying the number resources for resale to mobile communications users, division of responsibilities for service quality assurance between both parties, protection of users' rights and interests, as well as user information. Resellers may pre-collect service fees for a period of up to two year from users on condition that they offer proofs of their measures to ensure long-term services, and must abide by the Telecommunications Regulations, the Administrative Measures on Internet Information Services and other PRC related laws and regulations. Jingdong 360 has been approved to be a pilot to conduct the mobile telecommunications resale business and cooperate with China Telecom in 50 cities and with China Unicom in 35 cities.

**Regulations Relating to Leasing**

Pursuant to the Law on Administration of Urban Real Estate, when leasing premises, the lessor and lessee are required to enter into a written lease contract, containing such provisions as the leasing term, use of the premises, rental and repair liabilities, and other rights and obligations of both parties. Both lessor and lessee are also required to register the lease with the real estate administration department. If the lessor and lessee fail to go through the registration procedures, both lessor and lessee may be subject to fines.

According to the PRC Contract Law, the lessee may sublease the leased premises to a third party, subject to the consent of the lessor. Where the lessee subleases the premises, the lease contract between the lessee and the lessor remains valid. The lessor is entitled to terminate the lease contract if the lessee subleases the premises without the consent of the lessor. In addition, if the lessor transfers the premises, the lease contract between the lessee and the lessor will still remain valid.

Pursuant to the PRC Property Law, if a mortgagor leases the mortgaged property before the mortgage contract is executed, the previously established leasehold interest will not be affected by the subsequent mortgage; and where a mortgagor leases the mortgaged property after the creation and registration of the mortgage interest, the leasehold interest will be subordinated to the registered mortgage.

Table of Contents

**Regulations Relating to Advertising Business**

The State Administration for Industry and Commerce is the government agency responsible for regulating advertising activities in the PRC. According to PRC laws and regulations, companies that engage in advertising activities must obtain a business license from the State Administration for Industry and Commerce or its local branches which specifically includes operating an advertising business within its business scope. The business license of an advertising company is valid for the duration of its existence, unless the license is suspended or revoked due to a violation of any relevant law or regulation. PRC advertising laws and regulations set forth certain content requirements for advertisements in the PRC including, among other things, prohibitions on false or misleading content, superlative wording, socially destabilizing content or content involving obscenities, superstition, violence, discrimination or infringement of the public interest. Advertisers, advertising agencies, and advertising distributors are required to ensure that the content of the advertisements they prepare or distribute is true and in full compliance with applicable law. In providing advertising services, advertising operators and advertising distributors must review the supporting documents provided by advertisers for advertisements and verify that the content of the advertisements complies with applicable PRC laws and regulations. Prior to distributing advertisements that are subject to government censorship and approval, advertising distributors are obligated to verify that such censorship has been performed and approval has been obtained. Violation of these regulations may result in penalties, including fines, confiscation of advertising income, orders to cease dissemination of the advertisements and orders to publish an advertisement correcting the misleading information. In circumstances involving serious violations, the State Administration for Industry and Commerce or its local branches may revoke the violators' licenses or permits for their advertising business operations.

**Regulations Relating to Intellectual Property Rights**

The PRC has adopted comprehensive legislation governing intellectual property rights, including copyrights, patents, trademarks and domain names.

**Copyright.** Pursuant to the Copyright Law and its implementation rules, creators of protected works enjoy personal and property rights, including, among others, the right of disseminating the works through information networks. Pursuant to the relevant PRC regulations, rules and interpretations, internet service providers will be jointly liable with the infringer if they (a) participate in, assist in or abet infringing activities committed by any other person through the internet, (b) are or should be aware of the infringing activities committed by their website users through the internet, or (c) fail to remove infringing content or take other action to eliminate infringing consequences after receiving a warning with evidence of such infringing activities from the copyright holder. In addition, where an ICP service operator is clearly aware of the infringement of certain content against another's copyright through the internet, or fails to take measures to remove relevant contents upon receipt of the copyright owner's notice, and as a result, it damages the public interest, the ICP service operator could be ordered to stop the tortious act and be subject to other administrative penalties such as confiscation of illegal income and fines. To comply with these laws and regulations, we have implemented internal procedures to monitor and review the content we have licensed from content providers before they are released on our website and remove any infringing content promptly after we receive notice of infringement from the legitimate rights holder.

**Patent.** The Patent Law provides for patentable inventions, utility models and designs, which must meet three conditions: novelty, inventiveness and practical applicability. The State Intellectual Property Office under the State Council is responsible for examining and approving patent applications. As of September 30, 2014, we had 16 patents granted in China, 354 patent applications pending in China and 35 patent applications pending outside China.

Table of Contents

**Trademark.** The Trademark Law and its implementation rules protect registered trademarks. The PRC Trademark Office of State Administration of Industry and Commerce is responsible for the registration and administration of trademarks throughout the PRC. The Trademark Law has adopted a "first-to-file" principle with respect to trademark registration. As of September 30, 2014, we had 674 registered trademarks in different applicable trademark categories and had approximately 1,743 trademark applications in China.

**Domain Name.** Domain names are protected under the Administrative Measures on the Internet Domain Names promulgated by the MIIT. The MIIT is the major regulatory body responsible for the administration of the PRC internet domain names, under supervision of which the CNNIC is responsible for the daily administration of .cn domain names and Chinese domain names. CNNIC adopts the "first to file" principle with respect to the registration of domain names. We have registered *jd.com*, *360buy.com*, *360buy.cn*, *360buy.com.cn* and other domain names.

**Regulations Relating to Employment**

The Labor Contract Law and its implementation rules provide requirements concerning employment contracts between an employer and its employees. If an employer fails to enter into a written employment contract with an employee within one year from the date on which the employment relationship is established, the employer must rectify the situation by entering into a written employment contract with the employee and pay the employee twice the employee's salary for the period from the day following the lapse of one month from the date of establishment of the employment relationship to the day prior to the execution of the written employment contract. The Labor Contract Law and its implementation rules also require compensation to be paid upon certain terminations, which significantly affects the cost of reducing workforce for employers. In addition, if an employer intends to enforce a non-compete provision with an employee in an employment contract or non-competition agreement, it has to compensate the employee on a monthly basis during the term of the restriction period after the termination or ending of the labor contract. Employers in most cases are also required to provide a severance payment to their employees after their employment relationships are terminated.

Enterprises in China are required by PRC laws and regulations to participate in certain employee benefit plans, including social insurance funds, namely a pension plan, a medical insurance plan, an unemployment insurance plan, a work-related injury insurance plan and a maternity insurance plan, and a housing provident fund, and contribute to the plans or funds in amounts equal to certain percentages of salaries, including bonuses and allowances, of the employees as specified by the local government from time to time at locations where they operate their businesses or where they are located. According to the Social Insurance Law, an employer that fails to make social insurance contributions may be ordered to pay the required contributions within a stipulated deadline and be subject to a late fee. If the employer still fails to rectify the failure to make social insurance contributions within the stipulated deadline, it may be subject to a fine ranging from one to three times the amount overdue. According to the Regulations on Management of Housing Fund, an enterprise that fails to make housing fund contributions may be ordered to rectify the noncompliance and pay the required contributions within a stipulated deadline; otherwise, an application may be made to a local court for compulsory enforcement. We have not made adequate contributions to employee benefit plans, as required by applicable PRC laws and regulations. See "Risk Factors Risks Related to Doing Business in China Failure to make adequate contributions to various employee benefit plans as required by PRC regulations may subject us to penalties."

**Regulations Relating to Dividend Withholding Tax**

Pursuant to the Enterprise Income Tax Law and its implementation rules, if a non-resident enterprise has not set up an organization or establishment in the PRC, or has set up an organization or

Table of Contents

establishment but the income derived has no actual connection with such organization or establishment, it will be subject to a withholding tax on its PRC-sourced income at a rate of 10%. Pursuant to the Arrangement between Mainland China and the Hong Kong Special Administrative Region for the Avoidance of Double Taxation and Tax Evasion on Income, the withholding tax rate in respect to the payment of dividends by a PRC enterprise to a Hong Kong enterprise is reduced to 5% from a standard rate of 10% if the Hong Kong enterprise directly holds at least 25% of the PRC enterprise. Pursuant to the Notice of the State Administration of Taxation on the Issues concerning the Application of the Dividend Clauses of Tax Agreements, or Circular 81, a Hong Kong resident enterprise must meet the following conditions, among others, in order to enjoy the reduced withholding tax: (i) it must directly own the required percentage of equity interests and voting rights in the PRC resident enterprise; and (ii) it must have directly owned such percentage in the PRC resident enterprise throughout the 12 months prior to receiving the dividends. Furthermore, the Administrative Measures for Non-Resident Enterprises to Enjoy Treatments under Tax Treaties (For Trial Implementation), which became effective in October 2009, require that non-resident enterprises must obtain approval from the relevant tax authority in order to enjoy the reduced withholding tax rate. There are also other conditions for enjoying the reduced withholding tax rate according to other relevant tax rules and regulations. Accordingly, JD.com International Limited, Jingdong E-Commerce (Logistics) Hong Kong Corporation Limited, 360buy E-Commerce (Jingdong) Hong Kong Corporation Limited and Jingdong E-Commerce (Trade) Hong Kong Corporation Limited may be able to enjoy the 5% withholding tax rate for the dividends they receive from Star East, Jingbangda and Shanghai Shengdayuan, respectively, if they satisfy the conditions prescribed under Circular 81 and other relevant tax rules and regulations, and obtain the approvals as required. However, according to Circular 81, if the relevant tax authorities consider the transactions or arrangements we have are for the primary purpose of enjoying a favorable tax treatment, the relevant tax authorities may adjust the favorable withholding tax in the future.

**Regulations Relating to Foreign Exchange**

The principal regulations governing foreign currency exchange in China are the Foreign Exchange Administration Regulations, most recently amended in August 2008. Under the PRC foreign exchange regulations, payments of current account items, such as profit distributions and trade and service-related foreign exchange transactions, can be made in foreign currencies without prior approval from SAFE by complying with certain procedural requirements. By contrast, approval from or registration with appropriate government authorities is required where RMB is to be converted into foreign currency and remitted out of China to pay capital expenses such as the repayment of foreign currency-denominated loans.

In August 2008, SAFE issued the Circular on the Relevant Operating Issues Concerning the Improvement of the Administration of the Payment and Settlement of Foreign Currency Capital of Foreign-Invested Enterprises, or SAFE Circular No. 142, regulating the conversion by a foreign-invested enterprise of foreign currency-registered capital into RMB by restricting how the converted RMB may be used. SAFE Circular No. 142 provides that the RMB capital converted from foreign currency registered capital of a foreign-invested enterprise may only be used for purposes within the business scope approved by the applicable government authority and may not be used for equity investments within the PRC. In addition, SAFE strengthened its oversight of the flow and use of the RMB capital converted from foreign currency registered capital of foreign-invested enterprises. The use of such RMB capital may not be changed without SAFE's approval, and such RMB capital may not in any case be used to repay RMB loans if the proceeds of such loans have not been used. Furthermore, SAFE promulgated a circular in November 2010, Circular 59, which tightens the regulation over settlement of net proceeds from overseas offerings like our initial public offering and requires, among other things, the authenticity of settlement of net proceeds from offshore offerings to be closely examined and the net proceeds to be settled in the manner described in the offering documents or otherwise approved by the board. Violations may result in severe monetary or other penalties.

Table of Contents

In November 2012, SAFE promulgated the Circular of Further Improving and Adjusting Foreign Exchange Administration Policies on Foreign Direct Investment which substantially amends and simplifies the current foreign exchange procedure. Pursuant to this circular, the opening of various special purpose foreign exchange accounts (e.g. pre-establishment expenses account, foreign exchange capital account, guarantee account), the reinvestment of lawful incomes derived by foreign investors in the PRC (e.g. profit, proceeds of equity transfer, capital reduction, liquidation and early repatriation of investment), and purchase and remittance of foreign exchange as a result of capital reduction, liquidation, early repatriation or share transfer in a foreign-invested enterprise no longer require SAFE approval, and multiple capital accounts for the same entity may be opened in different provinces, which was not possible before. In addition, SAFE promulgated the Circular on Printing and Distributing the Provisions on Foreign Exchange Administration over Domestic Direct Investment by Foreign Investors and the Supporting Documents in May 2013, which specifies that the administration by SAFE or its local branches over direct investment by foreign investors in the PRC shall be conducted by way of registration and banks shall process foreign exchange business relating to the direct investment in the PRC based on the registration information provided by SAFE and its branches.

Table of Contents**MANAGEMENT****Directors and Executive Officers**

The following table sets forth information regarding our directors and executive officers as of the date of this prospectus.

<b>Directors and Executive Officers</b>	<b>Age</b>	<b>Position/Title</b>
Richard Qiangdong Liu	41	Founder, Chairman of the Board of Directors and Chief Executive Officer
Martin Chi Ping Lau	41	Director
Ming Huang	50	Independent Director
Louis T. Hsieh	50	Independent Director
David Daokui Li	50	Independent Director
Haoyu Shen	44	Chief Executive Officer of JD Mall
Ye Lan	44	Chief Marketing Officer
Yu Long	39	Chief Human Resources Officer and General Counsel
Sidney Xuande Huang	49	Chief Financial Officer
Shengqiang Chen	38	Chief Executive Officer of Internet Finance
Daxue Li	44	Senior Vice President of Technology

*Richard Qiangdong Liu* is the founder of our company and has been our chairman and chief executive officer since our inception. Mr. Liu has over 15 years of experience in the retail and e-commerce industries. In June 1998, Mr. Liu started his own business in Beijing, which was mainly engaged in the distribution of magneto-optical products. In January 2004, Mr. Liu launched his first online retail website. He founded our business later that year and has guided our development and growth since then. In December 2011, Mr. Liu received the prestigious award "2011 China Economic Person of the Year" from CCTV, China's largest nationwide television network. Mr. Liu has received numerous other awards for his achievements in the e-commerce industry in China, such as "2011 Chinese Business Leader" and Fortune China's "2012 Chinese Businessman." Mr. Liu received a bachelor's degree in sociology from People's University of China in Beijing and an EMBA degree from the China Europe International Business School.

*Martin Chi Ping Lau* has served as our director since March 2014. Mr. Lau is president and executive director of Tencent Holdings Limited, a provider of comprehensive internet services serving the largest online community in China and listed on Hong Kong Stock Exchange. In 2007, Mr. Lau was appointed as an executive director of Tencent. In 2006, Mr. Lau was promoted as the president of Tencent to manage the day-to-day operation of Tencent. In February 2005, he joined Tencent as the chief strategy and investment officer, and was responsible for corporate strategies, investments, merger and acquisitions and investor relations. Prior to joining Tencent, Mr. Lau was an executive director at Goldman Sachs (Asia) L.L.C.'s investment banking division and the chief operating officer of its telecom, media and technology group. Prior to that, he worked at McKinsey & Company, Inc. as a management consultant. Mr. Lau also serves as a non-executive director of Kingsoft Corporation Limited, an internet based software developer, distributor and software service provider listed in Hong Kong, and a director of Leju Holdings Limited, an online-to-offline real estate services provider in China listed on the NYSE. Mr. Lau received a bachelor of science degree in electrical engineering from the University of Michigan, a master of science degree in electrical engineering from Stanford University and an MBA degree from Kellogg Graduate School of Management, Northwestern University.

*Ming Huang* has served as our independent director since March 2014. Mr. Huang has been a professor of finance at China Europe International Business School since July 2010 and a professor of finance at the Johnson Graduate School of Management at Cornell University since July 2005.

Table of Contents

Mr. Huang also served as a professor of finance at Cheung Kong Graduate School of Business in China from July 2008 to June 2010 and Dean of the School of Finance at Shanghai University of Finance and Economics from April 2006 to March 2009. Prior to 2005, he was an associate professor of finance at the Graduate School of Business at Stanford University from September 2002 to June 2005 and an associate dean and visiting professor of finance at Cheung Kong Graduate School of Business from July 2004 to June 2005. Professor Huang's academic research primarily focuses on behavioral finance, credit risk and derivatives. In recent years, his research has focused on Chinese capital market and public companies. Professor Huang serves as an independent director of Yingli Green Energy Holding Company Limited, a company listed on the NYSE, an independent director of Qihoo 360 Technology Co. Ltd., a company listed on the NYSE, and an independent non-executive director of Fantasia Holdings Group Co., Ltd., a real-estate company listed on the Hong Kong Stock Exchange. Professor Huang also serves as a non-executive director of the Annuity Fund Management Board of China National Petroleum Corporation and Aegon-Industrial Fund Management Co., Ltd. Professor Huang received his bachelor's degree in physics from Peking University, a Ph.D. in theoretical physics from Cornell University and a Ph.D. in finance from Stanford University.

*Louis T. Hsieh* has served as our independent director since May 2014. Mr. Hsieh has served as the chief financial officer of New Oriental Education & Technology Group Inc., the largest provider of private educational services in China listed on the NYSE, since December 2005, director since March 2007 and president since May 2009. Previously, Mr. Hsieh was the chief financial officer of ARIQ Data Networks, Inc. in San Jose, California from 2004 to 2005. Prior to that, Mr. Hsieh was a managing director for the private equity firm of Darby Asia Investors (HK) Limited from 2002 to 2003. From 2000 to 2002, Mr. Hsieh was managing director and Asia-Pacific tech/media/telecoms head of UBS Capital Asia Pacific, the private equity division of UBS AG. From 1997 to 2000, Mr. Hsieh was a technology investment banker at JP Morgan in San Francisco, California, where he was a vice president, and Credit Suisse First Boston in Palo Alto, California, where he was an associate. From 1990 to 1996, Mr. Hsieh was a corporate and securities attorney at White & Case LLP in Los Angeles. Mr. Hsieh also serves as an independent director of United Information Technologies, a leading Chinese storage solutions company. Mr. Hsieh holds a bachelor's degree in industrial engineering and engineering management from Stanford University, an MBA degree from the Harvard Business School, and a J.D. degree from the University of California at Berkeley.

*David Daokui Li* has served as our independent director since May 2014. Mr. Li is currently the Mansfield Freeman Chair Professor of the School of Economics and Management of Tsinghua University. He is also the director of the Schwarzman Scholars Program at Tsinghua University, and the director of Center for China in the World Economy (CCWE) at the School of Economics and Management of Tsinghua University. Before joining Tsinghua University in 2004, Mr. Li was on the faculty of Hong Kong University of Science and Technology from 1999 to 2004 and the University of Michigan from 1992 to 1999. From 1997 to 1998, he was a National Fellow of Hoover Institution at Stanford University. Professor Li is currently a delegate to the Beijing People's Congress and a member of the Chinese People's Political Consultative Committee (CPPCC). He is now a member of the Global Agenda Councils and a Rapporteur of the International Financial Institutions Reform Cluster of the Global Redesign Initiative (GRI) of the World Economic Forum based in Davos, Switzerland. Professor Li received a Ph.D. in economics from Harvard University and a bachelor's degree in management information systems from Tsinghua University as one of the first undergraduate class of the School of Economics and Management, where he is now serving as a faculty member.

*Haoyu Shen* has served as the chief executive officer of JD Mall, our B2C business group, since April 2014. From August 2011 to April 2014, he was our chief operating officer, in charge of our entire supply chain management and customer service functions. Mr. Shen has extensive experience across different countries and industries. Prior to joining us, Mr. Shen worked at Baidu, Inc., the leading Chinese language internet search provider, where he served as a senior vice president from January

Table of Contents

2010 to July 2011 and the vice president of business operations from July 2007 to July 2010. From June 2001 to June 2007, Mr. Shen worked at American Express in New York as a director at the strategic planning and business development group, a vice president at the prepaid card group and a vice president at the U.S. consumer card group. Prior to that, Mr. Shen was a management consultant at McKinsey & Company from 1997 to 2000 and a financial analyst at Sinochem Group from 1992 to 1995. Mr. Shen received a bachelor's degree in international finance from People's University of China in Beijing and an MBA degree from the University of Iowa. Mr. Shen is a CFA charterholder.

*Ye Lan* has served as our chief marketing officer since February 2012, and is in charge of our procurement, sales, marketing and public relations functions. Mr. Lan has over 18 years of experience in sales and marketing in the Greater China region. Prior to joining us, Mr. Lan was an executive vice president for the China region at Acer Group, a Taiwan-based electronics company, from October 2010 to February 2012. Mr. Lan was the president and the chief executive officer of Founder Technology Group Corporation, a China-based computer producer listed on the Shanghai Stock Exchange, from October 2008 to September 2010. From 1993 to October 2008, Mr. Lan was at Lenovo Group, where he became the vice president responsible for the sales in the Greater China region. Mr. Lan received an EMBA degree from Tsinghua University in Beijing.

*Yu Long (also known as Rain Long)* has served as our chief human resources officer and general counsel since August 2012. Ms. Long has extensive experience in handling the legal affairs of U.S. listed companies and managing multinational companies. Prior to joining us, Ms. Long served as the senior vice president, general counsel and chief compliance officer of UTStarcom Holdings Corp., a provider of interactive, IP-based network solutions listed on NASDAQ. Ms. Long joined UTStarcom in November 2010 as general counsel and vice president and was appointed as the chief compliance officer in December 2011 and then promoted to senior vice president in February 2012. Prior to that, Ms. Long worked for several Chinese and multinational telecommunication companies, and last served as the APAC Legal Affairs Director for the Swiss stock market listed Myriad Group AG and was appointed by its head office to be the key member of its China Executive Management Team. Ms. Long received her bachelor's degree in economic law from China Southwest Political and Law University in Chongqing and an EMBA from the China Europe International Business School. Ms. Long is a qualified attorney in the PRC.

*Sidney Xuande Huang* has served as our chief financial officer since September 2013. Prior to joining us, Mr. Huang was the chief financial officer of Pactera Technology International Ltd., a NASDAQ-listed IT services provider, and its predecessor company, VanceInfo Technologies Inc., from July 2006 to September 2013. He was also the co-president of VanceInfo Technologies Inc. from 2011 to 2012 and its chief operating officer from 2008 to 2010. Prior to that, he was the chief financial officer with two other China-based companies in technology and internet sectors between 2004 and 2006. Mr. Huang was an investment banker with Citigroup Global Markets Inc. in New York from 2002 to 2004. He served as an audit manager of KPMG LLP from 1996 to 2000 and was a Certified Public Accountant in the State of New York. Mr. Huang is currently a director of Bitauto Holdings Limited, an internet company listed on the NYSE. Mr. Huang obtained his masters of business administration with distinction from the Kellogg School of Management at Northwestern University as an Austin Scholar. He received his bachelor's degree in accounting from Bernard M. Baruch College, where he graduated as class valedictorian.

*Shengqiang Chen* has served as the chief executive officer of our internet finance group since September 2013 and is in charge of the establishment and development of our new internet finance business. Mr. Chen has over 15 years of experience in finance and accounting management in China. Mr. Chen was our chief financial officer from March 2012 to September 2013, our finance vice president from January 2009 to March 2012 and our financial controller from April 2007 to December 2008. Mr. Chen received a bachelor's degree in accounting from Beijing Technology and Business



## Edgar Filing: DILLARD ALEX - Form 4

### Table of Contents

University and an MBA degree from Beijing Institute of Technology in Beijing and has completed his studies at the EMBA program of China Europe International Business School.

*Daxue Li* is our senior vice president of technology and in charge of our research and development and IT infrastructure. Mr. Li joined us in May 2008 and has served as our vice president and then senior vice president. Mr. Li has over 18 years of experience in the software engineering and internet industry. Prior to joining us, Mr. Li was the vice president of China Popular Computer Week Management Company Limited, the operator of *China Popular Computer Week*, a computer journal in China, from January 2006 to April 2008 and was the chief technology officer of Tianji Media Group, which operates a few websites, including chinabyte.com, an IT portal website in China, from June 1999 to December 2005. Prior to that, he founded and worked with Bitter Lilac Software Workshop focusing on the development of education software from 1996 to 1999. Mr. Li received his bachelor's degree from Shandong University in Jinan and master's degree from Chongqing University in Chongqing.

### **Board of Directors**

Our board of directors consists of five directors. A director is not required to hold any shares in our company by way of qualification. A director may vote with respect to any contract, proposed contract or arrangement in which he is materially interested provided (a) such director, if his interest in such contract or arrangement is material, has declared the nature of his interest at the earliest meeting of the board at which it is practicable for him to do so, either specifically or by way of a general notice, (b) such director has not been disqualified by the chairman of the relevant board meeting, and (c) if such contract or arrangement is a transaction with a related party, such transaction has been approved by the audit committee in accordance with the NASDAQ rules. The directors may exercise all the powers of the company to borrow money, mortgage its undertaking, property and uncalled capital, and issue debentures or other securities whenever money is borrowed or as security for any obligation of the company or of any third party. None of our non-executive directors has a service contract with us that provides for benefits upon termination of service.

Under our current memorandum and articles of association, our board of directors will not be able to form a quorum without Mr. Richard Qiangdong Liu for so long as Mr. Liu remains a director.

### **Committees of the Board of Directors**

We have established three committees under the board of directors: an audit committee, a compensation committee and a nominating and corporate governance committee. We have adopted a charter for each of the three committees. Each committee's members and functions are described below.

*Audit Committee.* Our audit committee consists of Louis T. Hsieh, Ming Huang and David Daokui Li. Mr. Hsieh is the chairman of our audit committee. We have determined that Mr. Hsieh, Mr. Huang and Mr. Li satisfy the "independence" requirements of NASDAQ and Rule 10A-3 under the Securities Exchange Act of 1934. The audit committee oversees our accounting and financial reporting processes and the audits of the financial statements of our company. The audit committee is responsible for, among other things:

appointing the independent auditors and pre-approving all auditing and non-auditing services permitted to be performed by the independent auditors;

reviewing with the independent auditors any audit problems or difficulties and management's response;

discussing the annual audited financial statements with management and the independent auditors;

## Edgar Filing: DILLARD ALEX - Form 4

### Table of Contents

reviewing the adequacy and effectiveness of our accounting and internal control policies and procedures and any steps taken to monitor and control major financial risk exposures;

reviewing and approving all proposed related party transactions;

meeting separately and periodically with management and the independent auditors; and

monitoring compliance with our code of business conduct and ethics, including reviewing the adequacy and effectiveness of our procedures to ensure proper compliance.

*Compensation Committee.* Our compensation committee consists of Ming Huang and Martin Chi Ping Lau. Mr. Huang is the chairman of our compensation committee. We have determined that Mr. Huang and Mr. Lau satisfy the "independence" requirements of NASDAQ. The compensation committee assists the board in reviewing and approving the compensation structure, including all forms of compensation, relating to our directors and executive officers. Our chief executive officer may not be present at any committee meeting during which his compensation is deliberated. The compensation committee is responsible for, among other things:

reviewing and approving, or recommending to the board for its approval, the compensation for our chief executive officer and other executive officers;

reviewing and recommending to the board for determination with respect to the compensation of our non-employee directors;

reviewing periodically and approving any incentive compensation or equity plans, programs or similar arrangements; and

selecting compensation consultant, legal counsel or other adviser only after taking into consideration all factors relevant to that person's independence from management.

*Nominating and Corporate Governance Committee.* Our nominating and corporate governance committee consists of David Daokui Li and Louis T. Hsieh. Mr. Li is the chairperson of our nominating and corporate governance committee. Mr. Li and Mr. Hsieh satisfy the "independence" requirements of NASDAQ. The nominating and corporate governance committee assists the board of directors in selecting individuals qualified to become our directors and in determining the composition of the board and its committees. The nominating and corporate governance committee is responsible for, among other things:

selecting and recommending to the board nominees for election by the shareholders or appointment by the board;

reviewing annually with the board the current composition of the board with regards to characteristics such as independence, knowledge, skills, experience and diversity;

making recommendations on the frequency and structure of board meetings and monitoring the functioning of the committees of the board; and

advising the board periodically with regards to significant developments in the law and practice of corporate governance as well as our compliance with applicable laws and regulations, and making recommendations to the board on all matters of corporate governance and on any remedial action to be taken.

**Duties of Directors**

Under Cayman Islands law, our directors have fiduciary duties to our company, including duties to act honestly, in good faith and with a view to our best interests. Our directors also have a duty to exercise the care, diligence and skills that a reasonably prudent person would exercise in comparable circumstances. In fulfilling their duty of care to us, our directors must ensure compliance

Table of Contents

with our memorandum and articles of association and the class rights vested thereunder in the holders of the shares. Our company has the right to seek damages if a duty owed by our directors is breached. A shareholder may in certain limited exceptional circumstances have the right to seek damages in our name if a duty owed by the directors is breached.

Our board of directors has all the powers necessary for managing, and for directing and supervising, our business affairs. The functions and powers of our board of directors include, among others:

convening shareholders' annual and extraordinary general meetings;

declaring dividends and distributions;

appointing officers and determining the term of office of the officers;

exercising the borrowing powers of our company and mortgaging the property of our company; and

approving the transfer of shares in our company, including the registration of such shares in our share register.

**Terms of Directors and Officers**

Our officers are elected by and serve at the discretion of the board of directors. Our directors are appointed either by an ordinary resolution of our shareholders, or by a resolution of our board of directors (including the affirmative vote of Mr. Richard Qiangdong Liu for so long as he is a director). Our non-independent directors are not subject to a term of office and hold office until such time as they are removed from office by ordinary resolution of the shareholders. Our independent directors are subject to a contractual one-year term, which may be renewed for one additional year, unless either party provides a prior written notice to the other party before the initial term expires indicating the intention not to renew. A director will be removed from office automatically if, among other things, the director (i) becomes bankrupt or makes any arrangement or composition with his creditors; or (ii) is found by our company to be or becomes of unsound mind.

**Employment Agreements and Indemnification Agreements**

We have entered into employment agreements with each of our executive officers. Under these agreements, each of our executive officers is employed for a specified time period. We may terminate employment for cause, at any time, without advance notice or remuneration, for certain acts of the executive officer, such as conviction or plea of guilty to a felony or any crime involving moral turpitude, negligent or dishonest acts to our detriment, or misconduct or a failure to perform agreed duties. We may also terminate an executive officer's employment without cause upon three-month advance written notice. In such case of termination by us, we will provide severance payments to the executive officer as expressly required by applicable law of the jurisdiction where the executive officer is based. The executive officer may resign at any time with a three-month advance written notice.

Each executive officer has agreed to hold, both during and after the termination or expiry of his or her employment agreement, in strict confidence and not to use, except as required in the performance of his or her duties in connection with the employment or pursuant to applicable law, any of our confidential information or trade secrets, any confidential information or trade secrets of our clients or prospective clients, or the confidential or proprietary information of any third party received by us and for which we have confidential obligations. The executive officers have also agreed to disclose in confidence to us all inventions, designs and trade secrets which they conceive, develop or reduce to practice during the executive officer's employment with us and to assign all right, title and

Table of Contents

interest in them to us, and assist us in obtaining and enforcing patents, copyrights and other legal rights for these inventions, designs and trade secrets.

In addition, each executive officer has agreed to be bound by non-competition and non-solicitation restrictions during the term of his or her employment and typically for two years following the last date of employment. Specifically, each executive officer has agreed not to (i) approach our suppliers, clients, customers or contacts or other persons or entities introduced to the executive officer in his or her capacity as a representative of us for the purpose of doing business with such persons or entities that will harm our business relationships with these persons or entities; (ii) assume employment with or provide services to any of our competitors, or engage, whether as principal, partner, licensor or otherwise, any of our competitors, without our express consent; or (iii) seek directly or indirectly, to solicit the services of any of our employees who is employed by us on or after the date of the executive officer's termination, or in the year preceding such termination, without our express consent.

We have also entered into indemnification agreements with our directors and executive officers. Under these agreements, we agree to indemnify our directors and executive officers against certain liabilities and expenses incurred by such persons in connection with claims made by reason of their being a director or officer of our company.

**Compensation of Directors and Executive Officers**

In 2013, we paid an aggregate of approximately RMB18 million (US\$3 million) in cash to our executive officers, and we did not pay any compensation to our non-executive directors. We have not set aside or accrued any amount to provide pension, retirement or other similar benefits to our executive officers and directors. Our PRC subsidiaries and consolidated variable interest entities are required by law to make contributions equal to certain percentages of each employee's salary for his or her pension insurance, medical insurance, unemployment insurance and other statutory benefits and a housing provident fund.

**Share Incentive Plan**

We adopted a 2008 stock issuance plan in June 2008, a 2009 employee stock incentive plan in February 2009, a 2010 employee stock incentive plan in March 2010, a 2011 employee stock incentive plan in April 2011 and a 2011 special employee stock incentive plan in April 2011, to attract and retain the best available personnel, provide additional incentives to employees, directors and consultants and promote the success of our business. We refer to these plans collectively as the Original Plans. Pursuant to the Original Plans, we issued a total of 106,850,910 ordinary shares to Fortune Rising Holdings Limited. Fortune Rising Holdings Limited holds these 106,850,910 ordinary shares for the purpose of transferring such shares to the plan participants according to our awards under our Original Plans, which were replaced by the 2013 Plan as described below, and administers the awards and acts according to our instruction, and is therefore treated as our consolidated variable interest entity under U.S. GAAP.

On December 20, 2013, we adopted a 2013 Share Incentive Plan, or the 2013 Plan, which replaced all of the Original Plans in their entirety, and the Original Plans are no longer effective. The awards granted and outstanding under the Original Plans survive the termination of the Original Plans and remain effective and binding under the 2013 Plan, subject to certain amendments to the original award agreements. We amended and restated the 2013 Plan on March 6, 2014, increasing the number of shares reserved for future awards under the 2013 Plan. The 2013 Plan was recently replaced by a share incentive plan entitled "Share Incentive Plan" containing substantially the same terms as the 2013 Plan.

Table of Contents

The maximum aggregate number of our shares which may be issued pursuant to all awards under the Share Incentive Plan is 468,133,012 shares as of the date of this prospectus, consisting of 106,850,910 shares that have been issued to and reserved with Fortune Rising Holdings Limited under the Original Plans, and 361,282,102 shares that are reserved under the Share Incentive Plan. The number of shares reserved for future issuances under the Share Incentive Plan will be increased by a number equal to 1% of the total number of outstanding shares as of the last day of the immediately preceding fiscal year, on the first day of each fiscal year during the term of the Share Incentive Plan commencing with the fiscal year ended December 31, 2018, the sixth fiscal year that occurs after the date when the 2013 Plan was adopted.

The following paragraphs describe the principal terms of the Share Incentive Plan.

*Types of Awards.* The Plan permits the awards of options, restricted shares, restricted share units or any other type of awards that the committee or the board decides.

*Plan Administration.* Our board of directors, our compensation committee or a sub-committee designated by our board will administer the Share Incentive Plan. The committee or the full board of directors, as applicable, will determine the participants to receive awards, the type and number of awards to be granted to each participant, and the terms and conditions of each award grant. Fortune Rising Holdings Limited is the holder on record of the original award pool of 106,850,910 shares and will grant awards to plan participants and execute the award agreements and other related agreements with plan participants based on the instructions of the committee or the full board of directors who administers the Share Incentive Plan.

*Award Agreement.* Awards granted under the Share Incentive Plan are evidenced by an award agreement that sets forth terms, conditions and limitations for each award, which may include the term of the award, the provisions applicable in the event of the grantee's employment or service terminates, and our authority to unilaterally or bilaterally amend, modify, suspend, cancel or rescind the award.

*Eligibility.* We may grant awards to our employees, directors and consultants. However, we may grant options that are intended to qualify as incentive share options only to our employees.

*Acceleration of Awards upon Change in Control.* If a change in control of our company occurs, the plan administrator may, in its sole discretion, provide for (i) all awards outstanding to terminate at a specific time in the future and give each participant the right to exercise the vested portion of such awards during a specific period of time, or (ii) the purchase of any award for an amount of cash equal to the amount that could have been attained upon the exercise of such award, or (iii) the replacement of such award with other rights or property selected by the plan administrator in its sole discretion, or (iv) payment of award in cash based on the value of ordinary shares on the date of the change-in-control transaction plus reasonable interest.

*Vesting Schedule.* In general, the plan administrator determines the vesting schedule, which is specified in the relevant award agreement.

*Exercise of Options.* The plan administrator determines the exercise price for each award, which is stated in the award agreement. The vested portion of option will expire if not exercised prior to the time as the plan administrator determines at the time of its grant. However, the maximum exercisable term is the tenth anniversary after the date of a grant.

*Transfer Restrictions.* Awards may not be transferred in any manner by the recipient other than by will or the laws of descent and distribution, except as otherwise provided by the plan administrator.

Table of Contents

*Termination of the Share Incentive Plan.* Unless terminated earlier, the Share Incentive Plan will terminate automatically on December 20, 2023. Our board of directors has the authority to amend or terminate the plan subject to shareholder approval to the extent necessary and desirable to comply with applicable law. Shareholder approval is required for any amendment to the Share Incentive Plan that (i) increases the number of shares available under the Share Incentive Plan, or (ii) permits the plan administrator to extend the term of the Share Incentive Plan or the exercise period for an option beyond ten years from the date of grant.

As of September 30, 2014, we had an aggregate of 54,036,990 restricted shares, which are treated as non-vested ordinary shares under U.S. GAAP, 53,309,679 restricted share units and options to purchase an aggregate of 26,933,298 ordinary shares that had been granted to our officers, employees and consultants and remained outstanding, excluding awards that were forfeited or cancelled after the relevant grant date.

In March 2014, we granted 93,780,970 immediately vested restricted share units to Mr. Richard Qiangdong Liu, our founder, chairman and chief executive officer, pursuant to which we issued 93,780,970 ordinary shares to Max Smart Limited, a British Virgin Islands company wholly owned by Mr. Richard Qiangdong Liu, on May 22, 2014 immediately after the listing of our ADSs on NASDAQ. The number of restricted shares, restricted share units and options granted to each of our other directors and executive officers represents less than 1% of our total outstanding ordinary shares on an as-converted basis as of the date of this prospectus. The awards to our other directors and executive officers have two-year, four-year, five-year or six-year vesting schedule, with an equal installment vesting at the end of each calendar year following the grant.

Table of Contents**PRINCIPAL AND SELLING SHAREHOLDERS**

Except as specifically noted, the following table sets forth information with respect to the beneficial ownership of our ordinary shares as of the date of this prospectus by:

each of our directors and executive officers;

each of our principal shareholders, including all shareholders who own beneficially more than 5% of our total outstanding shares; and

each selling shareholder.

The calculations in the table below are based on 2,763,756,650 ordinary shares outstanding as of the date of this prospectus and immediately after the completion of this offering, comprising of 2,207,460,751 Class A ordinary shares and 556,295,899 Class B ordinary shares.

Our existing shareholder, Huang River Investment Limited, a company wholly owned by Tencent, has agreed to purchase, by itself or through its affiliates, US\$150 million of ADSs offered in this offering, and an affiliate of Tiger Global entities, also our existing shareholders, has agreed to purchase US\$47.6 million of ADSs offered in this offering, both at the offer price and on the same terms as the other ADSs being offered in the offering.

Beneficial ownership is determined in accordance with the rules and regulations of the SEC. In computing the number of shares beneficially owned by a person and the percentage ownership of that person, we have included shares that the person has the right to acquire within 60 days, including through the exercise of any option, warrant or other right or the conversion of any other security. These shares, however, are not included in the computation of the percentage ownership of any other person. Ordinary shares held by a shareholder are determined in accordance with our register of members.

	Ordinary Shares Beneficially Owned Prior to This Offering						Ordinary Shares Beneficially Owned After This Offering					
	Ordinary Shares Held Prior to This Offering		Class A Ordinary Shares	Class B Ordinary Shares	Total Ordinary Shares on an As-converted Basis		Ordinary Shares Being Sold in This Offering		Class A Ordinary Shares	Class B Ordinary Shares	Total Ordinary Shares on an As- converted Basis	
	Number	%			Number	% of Aggregate Voting Power	Number	%			Number	% of Aggregate Voting Power
<b>Directors and Executive Officers:</b>												
Richard Qiangdong Liu <sup>(1)</sup>	449,444,989 <sup>(1)</sup>	16.3	9,212,950 <sup>(2)</sup>	556,295,899 <sup>(3)</sup>	565,508,849	83.5			9,212,950 <sup>(2)</sup>	556,295,899 <sup>(3)</sup>	565,508,849	83.5
Martin Chi Ping Lau <sup>(4)</sup>												
Ming Huang			*		*	*			*		*	*
Louis T. Hsieh			*		*	*			*		*	*
David Daokui Li			*		*	*			*		*	*
Haoyu Shen			*		*	*			*		*	*
Ye Lan			*		*	*			*		*	*
Rain Yu Long			*		*	*			*		*	*
Sidney Xuande Huang			*		*	*			*		*	*
Shengqiang Chen			*		*	*			*		*	*
Daxue Li			*		*	*			*		*	*
All Directors and Executive	449,444,989	16.3	17,455,364	556,295,899	573,751,263	83.6			17,455,364	556,295,899	573,751,263	83.6



Edgar Filing: DILLARD ALEX - Form 4

Officers as a Group											
Principal and Selling Shareholders:											
Max Smart Limited	449,444,989 <sup>(1)</sup>	16.3		449,444,989	449,444,989	67.4			449,444,989	449,444,989	67.4
Entities affiliated with Tiger Global Management <sup>(5)</sup>	431,914,225	15.6	431,914,225		431,914,225	3.2		435,914,225		435,914,225	3.3
Huang River Investment Limited <sup>(6)</sup>	486,245,393	17.6	486,245,393		486,245,393	3.7		498,850,435		498,850,435	3.7
HHGL 360Buy Holdings, Ltd. <sup>(7)</sup>	309,393,331	11.2	309,393,331		309,393,331	2.3	4,550,000	8.8	304,843,331	304,843,331	2.3
DST Global funds <sup>(8)</sup>	218,972,145	7.9	218,972,145		218,972,145	1.6	40,256,342	77.4	178,715,803	178,715,803	1.3
Best Alliance International Holdings Limited <sup>(9)</sup>	186,137,180	6.7	186,137,180		186,137,180	1.4	7,200,000	13.8	178,937,180	178,937,180	1.3
Fortune Rising Holdings Limited <sup>(10)</sup>	106,850,910	3.9		106,850,910	106,850,910	16.0			106,850,910	106,850,910	16.0

\*  
Less than 1% of our total outstanding shares.

## Edgar Filing: DILLARD ALEX - Form 4

### Table of Contents

\*\*

Except for Mr. Martin Chi Ping Lau, the business address of our directors and executive officers is 10th Floor, Building A, North Star Century Center, No. 8 Beichen West Street, Chaoyang District, Beijing 100101, The People's Republic of China.

For each person and group included in this column, percentage ownership is calculated by dividing the number of shares held by such person or group by the sum of the total number of shares outstanding, which is 2,763,756,650 on an as-converted basis as of the date of this prospectus.

For each person and group included in this column, percentage of voting power is calculated by dividing the voting power beneficially owned by such person or group by the voting power of all of our Class A and Class B ordinary shares as a single class. Each holder of Class A ordinary shares is entitled to one vote per share and each holder of our Class B ordinary shares is entitled to twenty votes per share on all matters submitted to them for a vote. Our Class A ordinary shares and Class B ordinary shares vote together as a single class on all matters submitted to a vote of our shareholders, except as may otherwise be required by law. Our Class B ordinary shares are convertible at any time by the holder thereof into Class A ordinary shares on a one-for-one basis.

For each person and group included in this column, percentage ownership is calculated by dividing the number of Class A ordinary shares to be sold by the selling shareholder at the time of this offering, by the total number of Class A ordinary shares to be sold by the selling shareholders in this offering.

- (1) Represents 449,444,989 Class B ordinary shares directly held by Max Smart Limited, a British Virgin Islands company beneficially owned by Mr. Richard Qiangdong Liu through a trust and of which Mr. Richard Qiangdong Liu is the sole director. The registered address of Max Smart Limited is P.O. Box 957, Offshore Incorporations Centre, Road Town, Tortola, British Virgin Islands.
- (2) Represents 9,212,950 class A ordinary shares, with respect to which two of our shareholders, Kaixin Asia Limited and Accurate Way Limited, have irrevocably granted the voting rights to Mr. Richard Qiangdong Liu as their exclusive proxy and attorney-in-fact pursuant to a voting agreement and irrevocable proxy.
- (3) Represents (i) 449,444,989 Class B ordinary shares directly held by Max Smart Limited, a British Virgin Islands company beneficially owned by Mr. Richard Qiangdong Liu through a trust and of which Mr. Richard Qiangdong Liu is the sole director, and (ii) 106,850,910 Class B ordinary shares held by Fortune Rising Holdings Limited, a British Virgin Islands company, as described in footnote (10) below. As Mr. Richard Qiangdong Liu is the sole shareholder and the sole director of Fortune Rising Holdings Limited, Mr. Liu may be deemed to beneficially own all of the ordinary shares held by Fortune Rising Holdings Limited in accordance with the rules and regulations of the SEC, notwithstanding the facts described in footnote (10) below.
- (4) Mr. Lau was appointed by Huang River Investment Limited. The business address of Mr. Lau is Level 29, Three Pacific Place, 1 Queen's Road East, Wanchai, Hong Kong.
- (5) Represents (i) 259,303,104 Class A ordinary shares and 6,823,766 ADSs representing 13,647,532 Class A ordinary shares held by Tiger Global Five 360 Holdings, (ii) 151,015,409 Class A ordinary shares and 3,974,090 ADSs representing 7,948,180 Class A ordinary shares held by Tiger Global 360Buy Holdings, and (iii) 4,000,000 Class A ordinary shares in the form of ADSs purchased by an affiliate of Tiger Global Five 360 Holdings and Tiger Global 360Buy Holdings in this offering. Both Tiger Global Five 360 Holdings and Tiger Global 360Buy Holdings are organized under the laws of Mauritius, and are ultimately controlled by Chase Coleman, Scott Shleifer and Lee Fixel. The business address of Tiger Global Five 360 Holdings and Tiger Global 360Buy Holdings is Twenty Seven, Cybercity, Ebene, Mauritius. We refer to these funds collectively as the Tiger Global entities.
- (6) Represents (i) 486,245,393 Class A ordinary shares held by Huang River Investment Limited, and (ii) 12,605,042 Class A ordinary shares in the form of ADSs purchased by Huang River Investment Limited or its affiliate in this offering. Huang River Investment Limited is a company incorporated in the British Virgin Islands, and is wholly owned by Tencent Holdings Limited, a company listed on Hong Kong Stock Exchange. The registered address of Huang River Investment Limited is P.O. Box 957, Offshore Incorporations Centre, Road Town, Tortola, British Virgin Islands.
- (7) Represents 154,696,665 ADSs representing 309,393,330 Class A ordinary shares and one Class A ordinary share held by HHGL 360Buy Holdings, Ltd. HHGL 360Buy Holdings, Ltd. is owned by Gaoling Fund, L.P. and YHG Investment, L.P., both of which are Cayman Islands limited partnerships. Hillhouse Capital Management, Ltd. acts as the sole management company of Gaoling Fund, L.P. and sole general partner of YHG Investment, L.P. Mr. Lei Zhang may be deemed to have controlling power over Hillhouse Capital Management, Ltd. Mr. Lei Zhang disclaims beneficial ownership of all of the shares held by Gaoling Fund, L.P. and YHG Investment, L.P., except to the extent of his pecuniary interest therein. The registered address of HHGL 360Buy Holdings, Ltd. is Citco B.V. I. Limited, Flemming House, Wickhams Cay, P.O. Box 662, Road Town, Tortola, British Virgin Islands. We refer to HHGL 360Buy Holdings, Ltd. as the Hillhouse Vehicle.
- (8)

## Edgar Filing: DILLARD ALEX - Form 4

Represents 13,837,308 ADSs representing 27,674,616 Class A ordinary shares held by DST Global II, L.P., 9,678,103 ADSs representing 19,356,206 Class A ordinary shares held by DST China EC, L.P., 27,674,615 ADSs representing 55,349,230 Class A ordinary shares held by DST China EC II, L.P., 4,427,936 ADSs representing 8,855,872 Class A ordinary shares and one Class A ordinary share held by DST China EC III, L.P., 29,107,210 ADSs representing 58,214,420 Class A ordinary shares and one Class A ordinary share held by DST China EC 6 Limited, 13,524,771 ADSs representing 27,049,542 Class A ordinary shares and one Class A ordinary share held by DST Investments 1 Limited, 7,260,584 ADSs representing 14,521,168 Class A ordinary shares and one Class A ordinary share held by DST Investments 2 Limited, and 3,975,543 ADSs representing 7,951,086 Class A ordinary shares and one Class A ordinary share held by DST China EC X, L.P. We refer to these funds collectively as the DST Global funds. The voting and dispositive power in the ordinary shares held by DST Global II, L.P., DST China EC, L.P., DST China EC II, L.P., DST China EC III, L.P. and DST China EC X, L.P. are controlled by their general partner, DST Managers Limited, which is ultimately controlled indirectly by Yuri Milner. The voting and dispositive power in the ordinary shares held by DST China EC 6 Limited, DST Investments 1 Limited and DST Investments 2 Limited are controlled by DST Global Advisors Limited, which is ultimately controlled indirectly by Yuri Milner. Certain shareholders of DST China EC 6 Limited, DST Investments 1 Limited and DST Investments 2 Limited have (i) consent rights over certain dispositions of shares held by such entity, and (ii) certain redemption and approval rights that could cause the disposition of shares held by such entity. DST Global II, L.P., DST China EC, L.P., DST China EC III, L.P. and DST China EC X, L.P. are incorporated in the Cayman Islands, each with a registered address of One Capital Place, P.O. Box 847, Grand Cayman, KY1-1103, Cayman Islands. DST China EC II, L.P. is registered in Singapore with an address of 10 Changi Business Park Central 2, #05-01, Hansapoint@CBP, Singapore 486030. DST China EC 6 Limited is incorporated in the British Virgin Islands with a registered address of Trident Chambers, Wickhams Cay 1, Road Town, Tortola, British Virgin Islands. DST Investments 1 Limited and DST Investments 2 Limited are incorporated in Isle of Man with a registered address of Queen Victoria House, 41-43 Victoria Street, Douglas, Isle of Man, IM1 2LF. The business address for the investment advisor to DST Global funds is c/o DST Investment Management Limited, 8 Finance Street, Two International Finance Centre, 67th Floor, Central, Hong Kong.

(9)

Represents 145,077,508 Class A ordinary shares and 20,529,836 ADSs representing 41,059,672 Class A ordinary shares held by Best Alliance International Holdings Limited. Best Alliance International Holdings Limited is a company incorporated in the British Virgin Islands, and controlled by Capital Today China Growth Fund, L.P., a limited partnership organized under the laws of the Cayman Islands. The general partner of Capital Today China Growth Fund, L.P. is Capital Today China Growth GenPar, Ltd., a Cayman Islands company, which is controlled by Xin Xu. Xin Xu disclaims the beneficial ownership with respect to the shares held by Best Alliance International Holdings Limited except to the extent of her pecuniary interest therein. The registered address of Best Alliance International Holdings Limited is at the office of CCS Trustees Limited of 263 Main Street, P.O. Box 2196, Road Town, Tortola, British Virgin Islands.

(10)

Represents 106,850,910 Class B ordinary shares held by Fortune Rising Holdings Limited. Fortune Rising Holdings Limited holds these 106,850,910 Class B ordinary shares for the purpose of transferring such shares to the plan participants according to our awards under our Share Incentive Plan, and administers the awards and acts according to our instruction, and is therefore treated as our consolidated variable interest entity under U.S. GAAP. Fortune Rising Holdings Limited exercises the voting power with respect to these shares according to our instruction. Fortune Rising Holdings Limited is a company incorporated in the British Virgin Islands. Mr. Richard Qiangdong Liu is the sole shareholder and the sole director of Fortune Rising Holdings Limited. The registered address of Fortune Rising Holdings Limited is P.O. Box 957, Offshore Incorporations Centre, Road Town, Tortola, British Virgin Islands.

Table of Contents

To our knowledge, as of the date of this prospectus, a total of 256,730,645 class A ordinary shares are held by seven record holders in the United States, representing approximately 9.3% of our total outstanding shares on an as-converted basis. One of these holders is Deutsche Bank Trust Company Americas, the depository of our ADS program, which holds 215,476,920 Class A ordinary shares, representing approximately 7.8% of our total outstanding shares on an as-converted basis. None of our outstanding Class B ordinary shares are held by record holders in the United States. The number of beneficial owners of our ADSs in the United States is likely to be much larger than the number of record holders of our ordinary shares in the United States.

Our ordinary shares are divided into Class A ordinary shares and Class B ordinary shares. Holders of Class A ordinary shares are entitled to one vote per share, while holders of Class B ordinary shares are entitled to twenty votes per share. We issued Class A ordinary shares represented in the form of ADSs in our initial public offering in May 2014. The ADSs that the selling shareholders will sell in this offering represent Class A ordinary shares. See "Description of Share Capital Ordinary Shares" for a more detailed description of our Class A ordinary shares and Class B ordinary shares.

Except for the above, we are not aware of any arrangement that may, at a subsequent date, result in a change of control of our company.

Table of Contents

**RELATED PARTY TRANSACTIONS**

**Contractual Arrangements with Our Variable Interest Entities and Their Shareholders**

PRC laws and regulations currently limit foreign ownership of companies that engage in a value-added telecommunications service business or the distribution of media products in China. Due to these restrictions, we operate our relevant business through contractual arrangements between Jingdong Century, our PRC subsidiary, and Jingdong 360 and Jiangsu Yuanzhou, our variable interest entities. For a description of these contractual arrangements, see "Corporate History and Structure."

**Private Placements**

See "Description of Share Capital History of Securities Issuances."

**Agreements and Business Cooperation with Tencent**

*Strategic Cooperation Agreement.* On March 10, 2014, we entered into a strategic cooperation agreement and formed a strategic partnership with Tencent. As part of the strategic partnership, Tencent agreed to offer us prominent level 1 access points in its mobile applications Weixin and Mobile QQ and provide internet traffic and other support from other key platforms to us. The two parties agreed to cooperate in a number of areas including mobile-related products, social networking services, membership systems and payment solutions. The strategic cooperation agreement has a term of five years and applies within the territory of the Greater China. Under the strategic cooperation agreement, we are Tencent's preferred partner for all physical goods e-commerce businesses, and Tencent agrees not to engage in any direct sales or managed marketplace business model in physical goods e-commerce businesses in the Greater China and a few selected international markets for a period of eight years, other than through its controlled affiliate Shanghai Icton.

*Share Purchase Agreement.* In connection with the strategic cooperation agreement, we also entered into a share purchase agreement with Tencent and Huang River Investment Limited on March 10, 2014. Pursuant to the agreement, we issued a total of 351,678,637 ordinary shares to Huang River Investment Limited, a wholly-owned subsidiary of Tencent, representing 15% of our total issued and outstanding shares as of the closing of the transaction, calculated on a fully diluted basis under the treasury method. Huang River Investment Limited has agreed not to sell or transfer any of our shares it acquired in this transaction during the three-year period commencing from March 10, 2014, subject to limited exceptions.

*Share Subscription Agreement.* We entered into a share subscription agreement with Tencent and Huang River Investment Limited on March 10, 2014. Huang River Investment Limited agreed to purchase a number of Class A ordinary shares from us at the per share equivalent of the price to the public in our initial public offering that represents 5% of our total issued and outstanding share capital on a fully diluted basis immediately following the completion of our initial public offering (including an option to further subscribe if the underwriters' option to purchase additional securities is exercised). Pursuant to the agreement, we issued a total of 139,493,960 Class A ordinary shares to Huang River Investment Limited in a private placement concurrent with our initial public offering in May 2014. Huang River Investment Limited has agreed not to sell or transfer any of our shares it acquired in the concurrent private placement during the three-year period commencing from March 10, 2014, subject to limited exceptions.

*Business Cooperation with Tencent.* Huang River Investment Limited, a wholly-owned subsidiary of Tencent, has been a principal shareholder of us since March 2014. In the nine months ended September 30, 2014, we generated a total amount of RMB45.1 million (US\$7.3 million) commission services revenues from cooperation on advertising business with Tencent, and also generated a total amount of RMB0.3 million (US\$44.4 thousand) commission services revenues from providing online marketplace services to Tencent. As of September 30, 2014, we had a total amount of RMB151.2 million (US\$24.6 million) due from Tencent.

Table of Contents

**Shareholders Agreements**

We entered into our thirteenth amended and restated shareholders agreement on March 10, 2014 with the then-existing shareholders. Pursuant to this shareholders agreement, Huang River Investment Limited is entitled to appoint one director so long as it holds in aggregate 80% of the aggregate number of shares it acquired in March 2014 plus the shares acquired concurrently with our initial public offering. Huang River Investment Limited's right to appoint one director will terminate upon the earlier of March 10, 2017 and the date on which Huang River Investment Limited holds less than 75% of the aggregate of the number of shares it acquired in March 2014 plus the shares acquired concurrently with our initial public offering in May 2014. Under the shareholders agreement, we have granted certain registration rights to our shareholders other than Max Smart Limited, Mr. Richard Qiangdong Liu and his associates as defined in the agreement. See "Description of Share Capital Registration Rights."

**Loan to Jiangsu Suqian Network Co., Ltd.**

In 2010, we loaned RMB1.5 million to Jiangsu Suqian Network Co., Ltd., a company controlled by a relative of Mr. Richard Qiangdong Liu, our founder, chairman and chief executive officer, to fund certain of its activities that were for our benefit. The loan was repaid in 2012, and no amount is outstanding as of the date of this prospectus.

**Transactions with our Equity Investees**

**Services Provided to Beijing Haoyaoshi Medicine Co., Ltd.**

In 2011, 2012 and 2013, we provided online marketplace services to Beijing Haoyaoshi Medicine Co., Ltd., our equity investee, in the amount of RMB1 million, RMB8 million and RMB8 million (US\$1 million), respectively. We provide online marketplace related services to Beijing Haoyaoshi Medicine Co., Ltd., a merchant of our online marketplace, and collect payments from customers on its behalf. As of December 31, 2011, 2012 and 2013, we had amounts of RMB1 million, RMB5 million and nil, respectively, due to Beijing Haoyaoshi Medicine Co., Ltd. for cash collections on its behalf related to online marketplace services. We disposed of the equity investment in Beijing Haoyaoshi Medicine Co., Ltd. in August 2013.

*Business Transactions with Shanghai Ictson.* As part of our transactions with Tencent in March 2014, we acquired a 9.9% stake in Shanghai Ictson. In the first nine months of 2014, we provided service and sold goods in a total amount of RMB162.2 million (US\$26.4 million) to Shanghai Ictson, and in the same period, we also had purchases and received services from Shanghai Ictson in a total amount of RMB54.8 million (US\$8.9 million). As of September 30, 2014, we had a total amount of RMB241.9 million (US\$39.4 million) due from Shanghai Ictson.

*Purchase of Goods from PICOOC Technology Ltd.* PICOOC Technology Ltd., or PICOOC, is an equity investee of us. In the nine months ended September 30, 2014, we purchased from PICOOC goods in a total amount of RMB10.4 million (US\$1.7 million). As of September 30, 2014, we had a total amount of RMB5.1 million (US\$0.8 million) due to PICOOC for the purchase of goods.

*Transactions with Hangzhou Gubei Electronic Technology Co., Ltd.* Hangzhou Gubei Electronic Technology Co., Ltd., or Hangzhou Gubei, is an equity investee of us. In the nine months ended September 30, 2014, we loaned RMB10.0 million (US\$1.6 million) to Hangzhou Gubei for its business development. As of September 30, 2014, the RMB10.0 million (US\$1.6 million) loan was outstanding. During the same period, we purchased goods in a total amount of RMB1.4 million (US\$ 0.2 million) from Hangzhou Gubei. As of September 30, 2014, we had a total amount of RMB0.2 million (US\$40.5 thousand) due to Hangzhou Gubei for the purchase of goods.

**Employment Agreements and Indemnification Agreements**

See "Management Employment Agreements and Indemnification Agreements."

**Share Incentive Plan**

See "Management Share Incentive Plan."

Table of Contents

**DESCRIPTION OF SHARE CAPITAL**

We are a Cayman Islands exempted company with limited liability and our affairs are governed by our memorandum and articles of association, as amended and restated from time to time, and the Companies Law (2013 Revision) of the Cayman Islands, which is referred to as the Companies Law below.

As of the date of this prospectus, the authorized capital of our company is US\$2,000,000 divided into 99,000,000,000 Class A ordinary shares with a par value of US\$0.00002 each and 1,000,000,000 Class B ordinary shares with a par value of US\$0.00002 each. As of the date of this prospectus, we have 2,763,756,650 ordinary shares outstanding, comprising of 2,207,460,751 Class A ordinary shares and 556,295,899 Class B ordinary shares.

**Our Memorandum and Articles of Association**

The following are summaries of material provisions of our current amended and restated memorandum and articles of association that became effective immediately prior to the completion of our initial public offering in May 2014, insofar as they relate to the material terms of our ordinary shares.

*General.* All of our outstanding ordinary shares are fully paid and non-assessable. Certificates representing the ordinary shares are issued in registered form. Our shareholders who are non-residents of the Cayman Islands may freely hold and vote their ordinary shares. Our company will issue only non-negotiable shares, and will not issue bearer or negotiable shares.

*Ordinary Shares.* Our ordinary shares are divided into Class A ordinary shares and Class B ordinary shares. Holders of our Class A ordinary shares and Class B ordinary shares will have the same rights except for voting and conversion rights. Our ordinary shares are issued in registered form. Our shareholders who are nonresidents of the Cayman Islands may freely hold and vote their shares.

*Conversion.* Each Class B ordinary share is convertible into one Class A ordinary share at any time by the holder thereof. Class A ordinary shares are not convertible into Class B ordinary shares under any circumstances. Upon (i) any transfer of Class B ordinary shares or the voting power attached to Class B ordinary shares by a holder thereof to any person or entity that is not an Affiliate (as defined in our memorandum and articles of association) of such holder, or (ii) the transfer of a majority of the issued and outstanding voting securities or the voting power attached to such voting securities or the sale of all or substantially all of the assets of a holder of Class B ordinary shares that is an entity to any person or entity that is not an Affiliate of such holder, such Class B ordinary shares will be automatically and immediately converted into an equal number of Class A ordinary shares. All Class B ordinary shares will be automatically and immediately converted into an equal number of Class A ordinary shares when Mr. Richard Qiangdong Liu ceases to be a director and the chief executive officer of our company, or in some other specified situations.

*Dividends.* The holders of our ordinary shares are entitled to such dividends as may be declared by our board of directors (provided always that dividends may be declared and paid only out of funds legally available therefor, namely out of either profit or our share premium account, and provided further that a dividend may not be paid if this would result in our company being unable to pay its debts as they fall due in the ordinary course of business). Dividends received by each Class B ordinary share and Class A ordinary share in any dividend distribution shall be the same.

*Voting Rights.* Our Class A ordinary shares and Class B ordinary shares vote together as a single class on all matters submitted to a vote of our shareholders, except as may otherwise be required by law or provided for in our memorandum and articles of association. In respect of matters requiring shareholders' vote, each Class A ordinary share is entitled to one vote, and each Class B ordinary share is entitled to twenty votes. Voting at any shareholders' meeting is by show of hands unless a poll is

Table of Contents

demanded. A poll may be demanded by the chairman of such meeting or any one or more shareholders who together hold not less than 10% of the votes of the outstanding voting shares in our company present in person or by proxy.

A quorum required for a meeting of shareholders consists of one or more shareholders present and holding shares which represent, in aggregate, not less than one-third of the votes attaching to the issued and outstanding voting shares in our company. Shareholders may be present in person or by proxy or, if the shareholder is a legal entity, by its duly authorized representative. Shareholders' meetings may be convened by our board of directors on its own initiative or upon a request to the directors by shareholders holding shares which represent, in aggregate, no less than one-third of the votes attaching to our voting share capital. Advance notice of at least seven days is required for the convening of our annual general shareholders' meeting and any other general shareholders' meeting.

An ordinary resolution to be passed by the shareholders requires the affirmative vote of a simple majority of the votes attaching to the ordinary shares cast by those shareholders who are present in person or by proxy at a general meeting. Holders of the ordinary shares may, among other things, divide or combine their shares by ordinary resolution. A special resolution requires the affirmative vote of no less than two-thirds of the votes attaching to the ordinary shares cast by those shareholders who are present in person or by proxy at a general meeting. A special resolution will be required for important matters such as a change of name or making changes to our memorandum and articles of association. Both ordinary resolutions and special resolutions may also be passed by a unanimous written resolution signed by all the shareholders of our company, as permitted by the Companies Law and our memorandum and articles of association.

Under our memorandum and article of association, so long as the total issued and outstanding Class B ordinary shares constitute a majority of our aggregate voting rights and a majority of the total issued and outstanding Class A ordinary shares are held by the persons (exclusive of Max Smart Limited, Fortune Rising Holdings Limited, Mr. Richard Qiangdong Liu and their Affiliates) that were our shareholders immediately prior to the completion of our initial public offering, any amendments to our memorandum and articles of association and certain related party transactions between Mr. Richard Qiangdong Liu or any of his immediate family members or Affiliates, on one hand, and us on the other hand, require approval by both (i) holders of a majority of the total issued and outstanding Class A ordinary shares (exclusive of Max Smart Limited, Fortune Rising Holdings Limited, Mr. Richard Qiangdong Liu and their Affiliates) and (ii) an ordinary resolution passed by holders of a majority of our aggregate voting rights.

*Liquidation.* On a return of capital on winding up or otherwise (other than on conversion, redemption or purchase of shares), assets available for distribution among the holders of ordinary shares shall be distributed among the holders of our ordinary shares on a pro rata basis. If our assets available for distribution are insufficient to repay all of the paid-up capital, the assets will be distributed so that the losses are borne by our shareholders proportionately.

*Calls on Shares and Forfeiture of Shares.* Our board of directors may from time to time make calls upon shareholders for any amounts unpaid on their shares. The shares that have been called upon and remain unpaid are subject to forfeiture.

*Redemption, Repurchase and Surrender of Shares.* We may issue shares on terms that such shares are subject to redemption, at our option or at the option of the holders thereof, on such terms and in such manner as may be determined, before the issue of such shares, by our board of directors or by a special resolution of our shareholders. Our company may also repurchase any of our shares provided that the manner and terms of such purchase have been approved by our board of directors or by ordinary resolution of our shareholders, or are otherwise authorized by our memorandum and articles of association. Under the Companies Law, the redemption or repurchase of any share may be paid out of our company's profits or out of the proceeds of a fresh issue of shares made for the



Table of Contents

purpose of such redemption or repurchase, or out of capital (including share premium account and capital redemption reserve) if our company can, immediately following such payment, pay its debts as they fall due in the ordinary course of business. In addition, under the Companies Law no such share may be redeemed or repurchased (a) unless it is fully paid up, (b) if such redemption or repurchase would result in there being no shares outstanding, or (c) if the company has commenced liquidation. In addition, our company may accept the surrender of any fully paid share for no consideration.

*Variations of Rights of Shares.* The rights attached to any class or series of shares (unless otherwise provided by the terms of issue of the shares of that class or series), whether or not our company is being wound-up, may be varied with the consent in writing of the holders of a majority of the issued shares of that class or series or with the sanction of a special resolution passed at a separate meeting of the holders of the shares of the class or series.

*Anti-Takeover Provisions.* Some provisions of our memorandum and articles of association may discourage, delay or prevent a change of control of our company or management that shareholders may consider favorable, including provisions that:

authorize our board of directors to issue preference shares in one or more series and to designate the price, rights, preferences, privileges and restrictions of such preference shares without any further vote or action by our shareholders; and

limit the ability of shareholders to requisition and convene general meetings of shareholders.

However, under Cayman Islands law, our directors may only exercise the rights and powers granted to them under our memorandum and articles of association for a proper purpose and for what they believe in good faith to be in the best interests of our company.

*General Meetings of Shareholders and Shareholder Proposals.* Our shareholders' general meetings may be held in such place within or outside the Cayman Islands as our board of directors considers appropriate.

As a Cayman Islands exempted company, we are not obliged by the Companies Law to call shareholders' annual general meetings. Our memorandum and articles of association provide that we may (but are not obliged to) in each year hold a general meeting as our annual general meeting.

Shareholders' annual general meetings and any other general meetings of our shareholders may be convened by a majority of our board of directors or our chairman. Our board of directors shall give not less than seven days' written notice of a shareholders' meeting to those persons whose names appear as members in our register of members on the date the notice is given (or on any other date determined by our directors to be the record date for such meeting) and who are entitled to vote at the meeting.

Cayman Islands law provides shareholders with only limited rights to requisition a general meeting, and does not provide shareholders with any right to put any proposal before a general meeting. However, these rights may be provided in a company's articles of association. Our memorandum and articles of association allow our shareholders holding shares representing in aggregate not less than one-third of the votes attaching to the issued and outstanding shares of our company entitled to vote at general meetings, to requisition an extraordinary general meeting of our shareholders, in which case our directors are obliged to call such meeting and to put the resolutions so requisitioned to a vote at such meeting; however, our memorandum and articles of association do not provide our shareholders with any right to put any proposals before annual general meetings or extraordinary general meetings not called by such shareholders.

*Limitations on the Right to Own Shares.* There are no limitations on the right to own our shares.

## Edgar Filing: DILLARD ALEX - Form 4

### Table of Contents

*Transfer of Shares.* Any of our shareholders may transfer all or any of his or her ordinary shares by an instrument of transfer in the usual or common form or any other form approved by our board of directors.

However, our board of directors may, in its absolute discretion, decline to register any transfer of any ordinary share which is not fully paid up or on which our company has a lien. Our board of directors may also decline to register any transfer of any ordinary share unless:

the instrument of transfer is lodged with us, accompanied by the certificate for the ordinary shares to which it relates and such other evidence as our board of directors may reasonably require to show the right of the transferor to make the transfer;

the instrument of transfer is in respect of only one class of shares;

the instrument of transfer is properly stamped, if required;

the ordinary shares transferred are free of any lien in favor of us;

any fee related to the transfer has been paid to us; and

in the case of a transfer to joint holders, the transfer is not to more than four joint holders.

If our directors refuse to register a transfer they are required, within three months after the date on which the instrument of transfer was lodged, to send to each of the transferor and the transferee notice of such refusal.

*Directors' Power to Issue Shares.* Our memorandum and articles of association authorize our board of directors to issue additional ordinary shares from time to time as our board of directors shall determine, to the extent of available authorized but unissued shares.

Our memorandum and articles of association also authorize our board of directors to establish from time to time one or more series of preference shares and to determine, with respect to any series of preference shares, the terms and rights of that series, including:

the designation of the series;

the number of shares of the series;

the dividend rights, dividend rates, conversion rights, voting rights; and

the rights and terms of redemption and liquidation preferences.

Our board of directors may issue preference shares without action by our shareholders to the extent authorized but unissued. Issuance of these shares may dilute the voting power of holders of ordinary shares.

*Exempted Company.* We are an exempted company with limited liability under the Companies Law of the Cayman Islands. The Companies Law in the Cayman Islands distinguishes between ordinary resident companies and exempted companies. Any company that is registered in the Cayman Islands but conducts business mainly outside of the Cayman Islands may apply to be registered as an exempted company. The requirements for an exempted company are essentially the same as for an ordinary company except for the exemptions and privileges listed below:

## Edgar Filing: DILLARD ALEX - Form 4

an exempted company does not have to file an annual return of its shareholders with the Registrar of Companies;

an exempted company's register of members is not required to be open to inspection;

an exempted company does not have to hold an annual general meeting;

an exempted company may issue no par value, negotiable or bearer shares;

Table of Contents

an exempted company may obtain an undertaking against the imposition of any future taxation (such undertakings are usually given for 20 years in the first instance);

an exempted company may register by way of continuation in another jurisdiction and be deregistered in the Cayman Islands;

an exempted company may register as a limited duration company; and

an exempted company may register as a segregated portfolio company.

"Limited liability" means that the liability of each shareholder is limited to the amount unpaid by the shareholder on that shareholder's shares of the company (except in exceptional circumstances, such as involving fraud, the establishment of an agency relationship or an illegal or improper purpose or other circumstances in which a court may be prepared to pierce or lift the corporate veil). We are subject to reporting and other informational requirements of the Exchange Act, as applicable to foreign private issuers. Except as otherwise disclosed in this prospectus, we currently intend to comply with the NASDAQ rules in lieu of following home country practice.

*Register of Members.* Under the Companies Law, we must keep a register of members and there should be entered therein:

the names and addresses of our members, a statement of the shares held by each member, and of the amount paid or agreed to be considered as paid, on the shares of each member;

the date on which the name of any person was entered on the register as a member; and

the date on which any person ceased to be a member.

Under Cayman Islands law, the register of members of our company is prima facie evidence of the matters set out therein (i.e. the register of members will raise a presumption of fact on the matters referred to above unless rebutted) and a member registered in the register of members is deemed as a matter of Cayman Islands law to have legal title to the shares as set against its name in the register of members. Upon the completion of this offering, the register of members will be immediately updated to record and give effect to the transfer of shares by the selling shareholders to the depository (or its nominee) as the depository. Once our register of members has been updated, the shareholders recorded in the register of members will be deemed to have legal title to the shares set against their name.

If the name of any person is incorrectly entered in or omitted from our register of members, or if there is any default or unnecessary delay in entering on the register the fact of any person having ceased to be a member of our company, the person or member aggrieved (or any member of our company or our company itself) may apply to the Grand Court of the Cayman Islands for an order that the register be rectified, and the Court may either refuse such application or it may, if satisfied of the justice of the case, make an order for the rectification of the register.

**Differences in Corporate Law**

The Companies Law is derived, to a large extent, from the older Companies Acts of England but does not follow recent United Kingdom statutory enactments, and accordingly there are significant differences between the Companies Law and the current Companies Act of England. In addition, the Companies Law differs from laws applicable to United States corporations and their shareholders. Set forth below is a summary of the significant differences between the provisions of the Companies Law applicable to us and the laws applicable to companies incorporated in the United States and their shareholders.

*Mergers and Similar Arrangements.* The Companies Law permits mergers and consolidations between Cayman Islands companies and between Cayman Islands companies and non-Cayman Islands companies. For these purposes, (a) "merger" means the merging of two or more constituent companies



Table of Contents

and the vesting of their undertaking, property and liabilities in one of such companies as the surviving company and (b) a "consolidation" means the combination of two or more constituent companies into a combined company and the vesting of the undertaking, property and liabilities of such companies to the consolidated company. In order to effect such a merger or consolidation, the directors of each constituent company must approve a written plan of merger or consolidation, which must then be authorized by (a) a special resolution of the shareholders of each constituent company, and (b) such other authorization, if any, as may be specified in such constituent company's articles of association. The written plan of merger or consolidation must be filed with the Registrar of Companies together with a declaration as to the solvency of the consolidated or surviving company, a list of the assets and liabilities of each constituent company and an undertaking that a copy of the certificate of merger or consolidation will be given to the members and creditors of each constituent company and that notification of the merger or consolidation will be published in the Cayman Islands Gazette. Dissenting shareholders have the right to be paid the fair value of their shares (which, if not agreed between the parties, will be determined by the Cayman Islands court) if they follow the required procedures, subject to certain exceptions. Court approval is not required for a merger or consolidation which is effected in compliance with these statutory procedures.

In addition, there are statutory provisions that facilitate the reconstruction and amalgamation of companies, provided that the arrangement is approved by a majority in number of each class of shareholders or creditors (representing 75% by value) with whom the arrangement is to be made and who must, in addition, represent three-fourths in value of each such class of shareholders or creditors, as the case may be, that are present and voting either in person or by proxy at a meeting, or meetings, convened for that purpose. The convening of the meetings and subsequently the arrangement must be sanctioned by the Grand Court of the Cayman Islands. While a dissenting shareholder has the right to express to the court the view that the transaction ought not to be approved, the court can be expected to approve the arrangement if it determines that:

the statutory provisions as to the required majority vote have been met;

the shareholders have been fairly represented at the meeting in question and the statutory majority are acting bona fide without coercion of the minority to promote interests adverse to those of the class;

the arrangement is such that may be reasonably approved by an intelligent and honest man of that class acting in respect of his interest; and

the arrangement is not one that would more properly be sanctioned under some other provision of the Companies Law.

When a takeover offer is made and accepted by holders of 90% of the shares affected within four months, the offeror may, within a two-month period commencing on the expiration of such four month period, require the holders of the remaining shares to transfer such shares on the terms of the offer. An objection can be made to the Grand Court of the Cayman Islands but this is unlikely to succeed in the case of an offer which has been so approved unless there is evidence of fraud, bad faith or collusion.

If an arrangement and reconstruction is thus approved, the dissenting shareholder would have no rights comparable to appraisal rights, which would otherwise ordinarily be available to dissenting shareholders of Delaware corporations, providing rights to receive payment in cash for the judicially determined value of the shares.

*Shareholders' Suits.* In principle, we will normally be the proper plaintiff and as a general rule a derivative action may not be brought by a minority shareholder. However, based on English authorities, which would in all likelihood be of persuasive authority in the Cayman Islands, the Cayman Islands court can be expected to apply and follow the common law principles (namely the rule in

## Edgar Filing: DILLARD ALEX - Form 4

### Table of Contents

Foss v. Harbottle and the exceptions thereto) which permit a minority shareholder to commence a class action against, or derivative actions in the name of, a company to challenge the following:

an acts which is illegal or ultra vires;

an act which, although not ultra vires, could only be effected duly if authorized by a special or qualified majority vote that has not been obtained; and

an act which constitutes a fraud on the minority where the wrongdoers are themselves in control of the company.

*Indemnification of Directors and Executive Officers and Limitation of Liability.* Cayman Islands law does not limit the extent to which a company's articles of association may provide for indemnification of officers and directors, except to the extent any such provision may be held by the Cayman Islands courts to be contrary to public policy, such as to provide indemnification against civil fraud or the consequences of committing a crime. Our memorandum and articles of association provide that our directors and officers shall be indemnified against all actions, proceedings, costs, charges, expenses, losses, damages or liabilities incurred or sustained by such director or officer, other than by reason of such person's own dishonesty, willful default or fraud, in or about the conduct of our company's business or affairs (including as a result of any mistake of judgment) or in the execution or discharge of his duties, powers, authorities or discretions, including without prejudice to the generality of the foregoing, any costs, expenses, losses or liabilities incurred by such director or officer in defending (whether successfully or otherwise) any civil proceedings concerning our company or its affairs in any court whether in the Cayman Islands or elsewhere. This standard of conduct is generally the same as permitted under the Delaware General Corporation Law for a Delaware corporation. In addition, we intend to enter into indemnification agreements with our directors and executive officers that will provide such persons with additional indemnification beyond that provided in our memorandum and articles of association.

Insofar as indemnification for liabilities arising under the Securities Act may be permitted to our directors, officers or persons controlling us under the foregoing provisions, we have been informed that, in the opinion of the SEC, such indemnification is against public policy as expressed in the Securities Act and is therefore unenforceable.

*Directors' Fiduciary Duties.* Under Delaware corporate law, a director of a Delaware corporation has a fiduciary duty to the corporation and its shareholders. This duty has two components: the duty of care and the duty of loyalty. The duty of care requires that a director act in good faith, with the care that an ordinarily prudent person would exercise under similar circumstances. Under this duty, a director must inform himself of and disclose to shareholders, all material information reasonably available regarding a significant transaction. The duty of loyalty requires that a director act in a manner he or she reasonably believes to be in the best interests of the corporation. He or she must not use his or her corporate position for personal gain or advantage. This duty prohibits self-dealing by a director and mandates that the best interest of the corporation and its shareholders take precedence over any interest possessed by a director, officer or controlling shareholder and not shared by the shareholders generally. In general, actions of a director are presumed to have been made on an informed basis, in good faith and in the honest belief that the action taken was in the best interests of the corporation. However, this presumption may be rebutted by evidence of a breach of one of the fiduciary duties. Should such evidence be presented concerning a transaction by a director, a director must prove the procedural fairness of the transaction and that the transaction was of fair value to the corporation.

As a matter of Cayman Islands law, a director of a Cayman Islands company is in the position of a fiduciary with respect to the company and therefore he owes the following duties to the company: a duty to act in good faith in the best interests of the company, a duty not to make a personal profit based on his or her position as director (unless the company permits him to do so), a duty not to put himself in a position where the interests of the company conflict with his or her personal interest or his

Table of Contents

or her duty to a third party and a duty to exercise powers for the purpose for which such powers were intended. A director of a Cayman Islands company owes to the company a duty to act with skill and care. It was previously considered that a director need not exhibit in the performance of his or her duties a greater degree of skill than may reasonably be expected from a person of his or her knowledge and experience. However, English and Commonwealth courts have moved towards an objective standard with regard to the required skill and care and these authorities are likely to be followed in the Cayman Islands.

*Shareholder Proposals.* Under the Delaware General Corporation Law, a shareholder has the right to put any proposal before the annual meeting of shareholders, provided it complies with the notice provisions in the governing documents. A special meeting may be called by the board of directors or any other person authorized to do so in the governing documents, but shareholders may be precluded from calling special meetings.

Cayman Islands law provides shareholders with only limited rights to requisition a general meeting, and does not provide shareholders with any right to put any proposal before a general meeting. However, these rights may be provided in a company's articles of association. Our memorandum and articles of association allow our shareholders holding shares representing in aggregate not less than one-third of the votes attaching to the issued and outstanding shares of our company entitled to vote at general meetings, to requisition an extraordinary general meeting of the shareholders, in which case our directors are obliged to call such meeting and to put the resolutions so requisitioned to a vote at such meeting; however, our memorandum and articles of association do not provide our shareholders with any right to put any proposals before annual general meetings or extraordinary general meetings not called by such shareholders.

*Cumulative Voting.* Under the Delaware General Corporation Law, cumulative voting for elections of directors is not permitted unless the corporation's certificate of incorporation specifically provides for it. Cumulative voting potentially facilitates the representation of minority shareholders on a board of directors since it permits the minority shareholder to cast all the votes to which the shareholder is entitled on a single director, which increases the shareholder's voting power with respect to electing such director. Cayman Islands law does not prohibit cumulative voting, but our memorandum and articles of association do not provide for cumulative voting. As a result, our shareholders are not afforded any less protections or rights on this issue than shareholders of a Delaware corporation.

*Removal of Directors.* Under the Delaware General Corporation Law, a director of a corporation with a classified board may be removed only for cause with the approval of a majority of the outstanding shares entitled to vote, unless the certificate of incorporation provides otherwise. Under our memorandum and articles of association, directors may be removed by ordinary resolution of our shareholders.

*Transactions with Interested Shareholders.* The Delaware General Corporation Law contains a business combination statute applicable to Delaware public corporations whereby, unless the corporation has specifically elected not to be governed by such statute by amendment to its certificate of incorporation or bylaws that is approved by its shareholders, it is prohibited from engaging in certain business combinations with an "interested shareholder" for three years following the date that such person becomes an interested shareholder. An interested shareholder generally is a person or a group who or which owns or owned 15% or more of the target's outstanding voting stock or who or which is an affiliate or associate of the corporation and owned 15% or more of the corporation's outstanding voting stock within the past three years. This has the effect of limiting the ability of a potential acquirer to make a two-tiered bid for the target in which all shareholders would not be treated equally. The statute does not apply if, among other things, prior to the date on which such shareholder becomes an interested shareholder, the board of directors approves either the business combination or the



Table of Contents

transaction which resulted in the person becoming an interested shareholder. This encourages any potential acquirer of a Delaware corporation to negotiate the terms of any acquisition transaction with the target's board of directors.

Cayman Islands law has no comparable statute. As a result, we cannot avail ourselves of the types of protections afforded by the Delaware business combination statute. However, although Cayman Islands law does not regulate transactions between a company and its significant shareholders, it does provide that such transactions must be entered into bona fide in the best interests of the company and for a proper corporate purpose and not with the effect of constituting a fraud on the minority shareholders.

*Dissolution; Winding Up.* Under the Delaware General Corporation Law, unless the board of directors approves the proposal to dissolve, dissolution must be approved by shareholders holding 100% of the total voting power of the corporation. Only if the dissolution is initiated by the board of directors may it be approved by a simple majority of the corporation's outstanding shares. Delaware law allows a Delaware corporation to include in its certificate of incorporation a supermajority voting requirement in connection with dissolutions initiated by the board.

Under Cayman Islands law, a company may be wound up by either an order of the courts of the Cayman Islands or by a special resolution of its members or, if the company is unable to pay its debts as they fall due, by an ordinary resolution of its members. The court has authority to order winding up in a number of specified circumstances including where it is, in the opinion of the court, just and equitable to do so.

*Variation of Rights of Shares.* Under the Delaware General Corporation Law, a corporation may vary the rights of a class of shares with the approval of a majority of the outstanding shares of such class, unless the certificate of incorporation provides otherwise. Under Cayman Islands law and our articles of association, if our share capital is divided into more than one class of shares, we may vary the rights attached to any class only with the written consent of the holders of a majority of the issued shares of that class or with the sanction of a special resolution passed at a general meeting of the holders of the shares of that class.

*Amendment of Governing Documents.* Under the Delaware General Corporation Law, a corporation's certificate of incorporation may be amended only if adopted and declared advisable by the board of directors and approved by a majority of the outstanding shares entitled to vote and the bylaws may be amended with the approval of a majority of the outstanding shares entitled to vote and may, if so provided in the certificate of incorporation, also be amended by the board of directors. Under the Companies Law, our memorandum and articles of association may only be amended by special resolution of our shareholders.

*Rights of Non-Resident or Foreign Shareholders.* There are no limitations imposed by our memorandum and articles of association on the rights of non-resident or foreign shareholders to hold or exercise voting rights on our shares. In addition, there are no provisions in our memorandum and articles of association governing the ownership threshold above which shareholder ownership must be disclosed.

**Inspection of Books and Records**

Holders of our ordinary shares have no general right under Cayman Islands law to inspect or obtain copies of our list of shareholders or our corporate records. However, we intend to provide our shareholders with annual audited financial statements. See "Where You Can Find Additional Information."

Table of Contents

**History of Securities Issuances**

The following is a summary of our securities issuances in the past three years.

*Ordinary Shares.* In February 2012, we issued a total of 83,952,800 ordinary shares to a fund affiliated with the Hillhouse Vehicle, upon its exercise of the warrants, which were granted to it in September 2010, and payment of an aggregate exercise price of approximately US\$65 million.

In November 2012, we issued and sold a total of 44,182,531 ordinary shares to Classroom Investments Inc. and 18,935,370 ordinary shares to Tiger Global 360Buy Holdings, for an aggregate consideration of approximately US\$250 million.

In February 2013, we issued and sold a total of 100,988,642 ordinary shares to Kingdom 5-KR-232, Ltd., Kingdom 5-KR-225, Ltd., Supreme Universal Holdings Ltd. and Goldstone Capital Ltd. for an aggregate consideration of approximately US\$400 million. Concurrently, we issued and sold 8,196,995 ordinary shares to DST Global funds for a purchase price of approximately US\$32 million.

In February 2013, we issued a total of 9,960,005 ordinary shares at par value to Fortune Rising Holdings Limited, which holds such ordinary shares for future awards to our employees as part of our Original Plans.

In March 2014, we issued a total of 351,678,637 ordinary shares to Huang River Investment Limited, a wholly-owned subsidiary of Tencent, in connection with our acquisition of 100% interests in Tencent's QQ Wanggou B2C and PaiPai C2C marketplace businesses, a minority stake in Shanghai Icsen, logistics personnel and certain other assets and a strategic cooperation agreement that Tencent has entered into with us.

On May 22, 2014 immediately after the listing of our ADSs on NASDAQ, we issued 93,780,970 ordinary shares to Max Smart Limited, a British Virgin Islands company wholly owned by Mr. Richard Qiangdong Liu, pursuant to the vesting of 93,780,970 restricted share units granted to Mr. Richard Qiangdong Liu in March 2014 in consideration of his past and future services to us.

Immediately prior to the completion of our initial public offering on May 28, 2014, 463,345,349 ordinary shares held by Max Smart Limited (including the 93,780,970 ordinary shares we issued to Max Smart Limited on May 22, 2014 immediately after the listing of our ADSs on NASDAQ) and 106,850,910 ordinary shares held by Fortune Rising Holdings Limited were designated as Class B ordinary shares on a one-for-one basis, and all of the remaining ordinary shares and preferred shares that were issued and outstanding at the time were designated as Class A ordinary shares on a one-for-one basis.

On May 28, 2014, at the first closing of our initial public offering, we issued and sold a total of 138,014,720 Class A ordinary shares, represented by ADSs at a public offering price of US\$19.00 per ADS. Concurrently with the first closing of our initial public offering on May 28, 2014, we issued and sold 138,014,720 Class A ordinary shares in a private placement to Huang River Investment Limited at a price of US\$9.50 per Class A ordinary share.

On May 30, 2014, we issued and sold an additional 28,105,680 Class A ordinary shares represented by ADSs at a public offering price of US\$19.00 per ADS, in connection with the underwriters' exercise of their option to purchase additional ADSs. Concurrently, we issued and sold an additional 1,479,240 Class A ordinary shares in a private placement to Huang River Investment Limited at a price of US\$9.50 per Class A ordinary share.

*Restricted Shares, Restricted Share Units and Options.* In 2011 and 2012, we granted an aggregate of 6,878,360 restricted share units and 33,965,411 restricted share units, respectively, to our employees and certain consultants. In 2013, we granted an aggregate of 15,183,405 restricted share units and options to purchase an aggregate of 3,048,750 ordinary shares to our employees and certain consultants. In December 2013, certain of our employees elected to exchange an aggregate of

## Edgar Filing: DILLARD ALEX - Form 4

### Table of Contents

7,954,526 restricted share units which had been previously granted to them for options to purchase an aggregate of 23,863,578 ordinary shares.

In March 2014, we granted 93,780,970 immediately vested restricted share units to Mr. Richard Qiangdong Liu, our founder, chairman and chief executive officer, pursuant to which we issued 93,780,970 ordinary shares to Max Smart Limited, a British Virgin Islands company wholly owned by Mr. Richard Qiangdong Liu, on May 22, 2014 immediately after the listing of our ADSs on NASDAQ. In addition, in the first nine months of 2014, we granted an aggregate of 15,394,516 restricted share units and options to purchase an aggregate of 1,955,000 ordinary shares to our employees and certain consultants.

*Share Split.* On April 18, 2012, we effected a 5-for-1 share split whereby all of our 259,084,486 ordinary shares, par value US\$0.0001 each, that were issued and outstanding at the time were converted into 1,295,422,430 ordinary shares, par value US\$0.00002 each; all of our 38,378,800 series A preferred shares, par value US\$0.0001 each, that were issued and outstanding at the time were converted into 191,894,000 series A preferred shares, par value US\$0.00002 each; all of our 16,957,281 series B preferred shares, par value US\$0.0001 each, that were issued and outstanding at the time were converted into 84,786,405 series B preferred shares, par value US\$0.00002 each; and all of our 51,663,261 series C preferred shares, par value US\$0.0001 each, that were issued and outstanding at the time were converted into 258,316,305 series C preferred shares, par value US\$0.00002 each. As a result of the share split, the number of our total authorized shares was increased from 500,000,000 to 2,500,000,000 on April 18, 2012. The number of our authorized ordinary shares was increased from 387,107,273 to 1,935,536,365, the number of our authorized series A preferred shares was increased from 44,272,185 to 221,360,925, the number of our authorized series B preferred shares was increased from 16,957,281 to 84,786,405 and the number of our authorized series C preferred shares was increased from 51,663,261 to 258,316,305. The share split has been retroactively reflected for all periods presented herein. In January 2013, the number of our total authorized shares was further increased to 3,000,000,000, and the number of our authorized ordinary shares was further increased to 2,435,536,365. In March 2014, the number of our total authorized shares was further increased to 5,000,000,000, and the number of our authorized ordinary shares was further increased to 4,435,536,365. Immediately prior to the completion of our initial public offering in May 2014, the number of our total authorized shares was further increased to 100,000,000,000, divided into 99,000,000,000 Class A ordinary shares with a par value of US\$0.00002 each and 1,000,000,000 Class B ordinary shares with a par value of US\$0.00002 each.

### **Registration Rights**

Pursuant to our thirteenth amended and restated shareholders agreement, we have granted certain registration rights to holders of our registrable securities, which include our ordinary shares issued or issuable pursuant to conversion of our preferred shares, except those held by Mr. Richard Qiangdong Liu, Max Smart Limited and Mr. Richard Qiangdong Liu's associate as defined in the agreement. Set forth below is a description of the registration rights granted under the agreement.

*Demand Registration Rights.* At any time after six months following the completion of our initial public offering in May 2014, holders of at least 15% of our outstanding registrable securities have the right to demand that we file a registration statement covering the registration of more than 10% of the total registrable securities then outstanding or the registration of the registrable securities with anticipated aggregate gross proceeds in excess of US\$20 million. We, however, are not obligated to effect a demand registration if we have already effected a registration within six months preceding the date of such request or if we have effected three demand registrations. We have the right to defer filing of a registration statement for a period of not more than 90 days after the receipt of the request of the initiating holders if our board of directors determines in good faith that filing of a registration will be materially detrimental to us and our shareholders, but we cannot exercise the deferral right more than

Table of Contents

once in any 12-month period and cannot register any securities during such 12-month period. Further, if the registrable securities are offered by means of an underwriting and the underwriter advises us in writing that marketing factors require a limitation of the number of securities to be underwritten, a maximum of 75% of such registrable securities may be reduced as required by the underwriters and the number of the registrable securities will be allocated among the holders on a pro rata basis according to the number of registrable securities then outstanding held by each holder requesting registration, provided that in no event may any registrable securities be excluded from such underwriting unless all other securities are first excluded.

*Piggyback Registration Rights.* If we propose to file a registration statement for a public offering of our securities other than relating to any employee benefit plan or a corporate reorganization, we must offer holders of our registrable securities an opportunity to include in the registration all or any part of their registrable securities. If the managing underwriters of any underwritten offering determine in good faith that marketing factors require a limitation of the number of shares to be underwritten, the managing underwriters may decide to exclude shares from the registration and the underwriting and to allocate the number of securities first to us and second to each of holders requesting for the inclusion of their registrable securities on a pro rata basis based on the total number of registrable securities held by each such holder and third, to holders of other securities of our company, provided that (1) in no event may any registrable securities be excluded from such offering unless all other securities are first excluded, and (2) in no event may the amount of securities of selling holders of registrable securities be reduced below 25% of the aggregate number of registrable securities requested to be included in such offering.

*Form F-3 Registration Rights.* Holders of at least 15% of our outstanding registrable securities have the right to request that we effect registration statements on Form F-3 at any time after our initial public offering. We, however, are not obligated to effect such registration if, among other things, (1) Form F-3 is not available for such offering by the holders of registrable securities, (2) the aggregate anticipated price of such offering is less than US\$5 million, (3) we have effected a registration within the six-month period preceding the date of such request for Form F-3 registration and (4) we have effected at least three Form F-3 registrations in any 12-month period. We have the right to defer filing of a Form F-3 registration statement for a period of not more than 90 days after the receipt of the request of relevant holders if our board of directors determines in good faith that filing of such registration will be materially detrimental to us and our shareholders, but we cannot exercise the deferral right more than once in any 12-month period and cannot register any other securities during such 90-day period.

*Expenses of Registration.* We will bear all registration expenses, other than underwriting discounts and selling commissions incurred in connection with any demand, piggyback or F-3 registration, except each holder that exercised its demand, piggyback or F-3 registration rights will bear such holder's proportionate share (based on the total number of shares sold in such registration other than for our account) of all underwriting discounts and selling commissions or other amounts payable to underwriters or brokers. We are also not required to pay for any expenses of any registration proceeding begun in response to holders' exercise of their demand registration rights if the registration request is subsequently withdrawn at the request of the holders of a majority of the registrable securities to be registered, subject to a few exceptions.

*Termination of Obligations.* We have no obligation to effect any demand, piggyback or Form F-3 registration upon the earlier of (i) the second anniversary after the completion of our initial public offering; and (ii) as to any registrable security holder, at such time as all registrable securities owned by such holder may be sold in any 90-day period without registration pursuant to Rule 144 under the Securities Act, except that Huang River Investment Limited has the right to demand on one occasion registration of its shares during the two-year period following March 10, 2017.

Table of Contents

**DESCRIPTION OF AMERICAN DEPOSITARY SHARES**

**American Depositary Shares**

Deutsche Bank Trust Company Americas, as depositary will issue the ADSs which you will be entitled to receive in this offering. Each ADS will represent an ownership interest in two Class A ordinary shares which we will deposit with the custodian, as agent of the depositary, under the deposit agreement among ourselves, the depositary and yourself as an ADR holder. In the future, each ADS will also represent any securities, cash or other property deposited with the depositary but which they have not distributed directly to you. Unless specifically requested by you, all ADSs will be issued on the books of our depositary in book-entry form and periodic statements will be mailed to you which reflect your ownership interest in such ADSs. In our description, references to American depositary receipts or ADRs shall include the statements you will receive which reflect your ownership of ADSs.

The depositary's principal executive office is located at 60 Wall Street, New York, New York 10005, United States of America.

You may hold ADSs either directly or indirectly through your broker or other financial institution. If you hold ADSs directly, by having an ADS registered in your name on the books of the depositary, you are an ADR holder. This description assumes you hold your ADSs directly. If you hold the ADSs through your broker or financial institution nominee, you must rely on the procedures of such broker or financial institution to assert the rights of an ADR holder described in this section. You should consult with your broker or financial institution to find out what those procedures are.

As an ADR holder, we will not treat you as a shareholder of ours and you will not have any shareholder rights. Cayman Islands law governs shareholder rights. Because the depositary or its nominee will be the shareholder of record for the shares represented by all outstanding ADSs, shareholder rights rest with such record holder. Your rights are those of an ADR holder. Such rights derive from the terms of the deposit agreement to be entered into among us, the depositary and all registered holders from time to time of ADSs issued under the deposit agreement. The obligations of the depositary and its agents are also set out in the deposit agreement. Because the depositary or its nominee will actually be the registered owner of the shares, you must rely on it to exercise the rights of a shareholder on your behalf. The deposit agreement and the ADSs are governed by New York law.

The following is a summary of what we believe to be the material terms of the deposit agreement. Notwithstanding this, because it is a summary, it may not contain all the information that you may otherwise deem important. For more complete information, you should read the entire deposit agreement and the form of ADR which contains the terms of your ADSs. You can read a copy of the deposit agreement which is filed as an exhibit to the registration statement of which this prospectus forms apart. You may also obtain a copy of the deposit agreement at the SEC's Public Reference Room which is located at 100 F Street, NE, Washington, DC 20549. You may obtain information on the operation of the Public Reference Room by calling the SEC at 1-800-732-0330. You may also find the registration statement and the attached deposit agreement on the SEC's website at <http://www.sec.gov>.

**Share Dividends and Other Distributions**

*How will I receive dividends and other distributions on the shares underlying my ADSs?*

We may make various types of distributions with respect to our securities. The depositary has agreed that, to the extent practicable, it will pay to you the cash dividends or other distributions it or the custodian receives on shares or other deposited securities, after converting any cash received into U.S. dollars and, in all cases, making any necessary deductions provided for in the deposit agreement. You will receive these distributions in proportion to the number of underlying securities that your ADSs represent.

Table of Contents

Except as stated below, the depositary will deliver such distributions to ADR holders in proportion to their interests in the following manner:

*Cash.* The depositary will distribute any U.S. dollars available to it resulting from a cash dividend or other cash distribution or the net proceeds of sales of any other distribution or portion thereof (to the extent applicable), on an averaged or other practicable basis, subject to (i) appropriate adjustments for taxes withheld, (ii) such distribution being impermissible or impracticable with respect to certain registered ADR holders, and (iii) deduction of the depositary's expenses in (1) converting any foreign currency to U.S. dollars to the extent that it determines that such conversion may be made on a reasonable basis, (2) transferring foreign currency or U.S. dollars to the United States by such means as the depositary may determine to the extent that it determines that such transfer may be made on a reasonable basis, (3) obtaining any approval or license of any governmental authority required for such conversion or transfer, which is obtainable at a reasonable cost and within a reasonable time and (4) making any sale by public or private means in any commercially reasonable manner. The depositary will hold any cash amounts it is unable to distribute in a non-interest-bearing account for the benefit of the applicable holders and beneficial owners of ADSs until the distribution can be effected or the funds that the depositary holds must be escheated as unclaimed property in accordance with the laws of the relevant states of the United States. *If exchange rates fluctuate during a time when the depositary cannot convert a foreign currency, you may lose some or all of the value of the distribution.*

*Shares.* In the case of a distribution in shares, the depositary will issue additional ADRs to evidence the number of ADSs representing such shares. Only whole ADSs will be issued. Any shares which would result in fractional ADSs will be sold and the net proceeds will be distributed in the same manner as cash to the ADR holders entitled thereto.

*Rights to Receive Additional Shares.* In the case of a distribution of rights to subscribe for additional shares or other rights, if we provide evidence satisfactory to the depositary that it may lawfully distribute such rights, the depositary will distribute warrants or other instruments in the discretion of the depositary representing such rights. However, if we do not furnish such evidence, the depositary may:

sell such rights if practicable and distribute the net proceeds in the same manner as cash to the ADR holders entitled thereto; or

if it is not practicable to sell such rights, do nothing and allow such rights to lapse, in which case ADR holders will receive nothing.

We have no obligation to file a registration statement under the Securities Act in order to make any rights available to ADR holders.

*Other Distributions.* In the case of a distribution of securities or property other than those described above, the depositary may either (i) distribute such securities or property in any manner it deems equitable and practicable or (ii) to the extent the depositary deems distribution of such securities or property not to be equitable and practicable, sell such securities or property and distribute any net proceeds in the same way it distributes cash.

If the depositary determines that any distribution described above is not practicable with respect to any specific registered ADR holder, the depositary may choose any method of distribution that it deems practicable for such ADR holder, including the distribution of foreign currency, securities or property, or it may retain such items, without paying interest on or investing them, on behalf of the ADR holder as deposited securities, in which case the ADSs will also represent the retained items.

Table of Contents

Any U.S. dollars will be distributed by checks drawn on a bank in the United States for whole dollars and cents. Fractional cents will be withheld without liability and dealt with by the depositary in accordance with its then current practices.

The depositary is not responsible if it decides that it is unlawful or impractical to make a distribution available to any ADR holders.

We cannot assure you that the depositary will be able to convert any currency at a specified exchange rate or sell any property, rights, shares or other securities at a specified price, nor that any of such transactions can be completed within a specified time period.

**Deposit, Withdrawal and Cancellation**

*How does the depositary issue ADSs?*

The depositary will issue ADSs if you or your broker deposit shares or evidence of rights to receive shares with the custodian and pay the fees and expenses owing to the depositary in connection with such issuance. In the case of the ADSs to be issued under this prospectus, we will arrange with the underwriters named herein to deposit such shares.

Shares deposited in the future with the custodian must be accompanied by certain delivery documentation and shall, at the time of such deposit, be registered in the name of Deutsche Bank Trust Company Americas, as depositary for the benefit of holders of ADRs or in such other name as the depositary shall direct.

The custodian will hold all deposited shares (including those being deposited by or on our behalf in connection with the offering to which this prospectus relates) for the account of the depositary. ADR holders thus have no direct ownership interest in the shares and only have such rights as are contained in the deposit agreement. The custodian will also hold any additional securities, property and cash received on or in substitution for the deposited shares. The deposited shares and any such additional items are referred to as "deposited securities".

Upon each deposit of shares, receipt of related delivery documentation and compliance with the other provisions of the deposit agreement, including the payment of the fees and charges of the depositary and any taxes or other fees or charges owing, the depositary will issue an ADR or ADRs in the name or upon the order of the person entitled thereto evidencing the number of ADSs to which such person is entitled. All of the ADSs issued will, unless specifically requested to the contrary, be part of the depositary's direct registration system, and a registered holder will receive periodic statements from the depositary which will show the number of ADSs registered in such holder's name. An ADR holder can request that the ADSs not be held through the depositary's direct registration system and that a certificated ADR be issued.

*How do ADR holders cancel an ADS and obtain deposited securities?*

When you turn in your ADR certificate at the depositary's office, or when you provide proper instructions and documentation in the case of direct registration ADSs, the depositary will, upon payment of certain applicable fees, charges and taxes, deliver the underlying shares to you or upon your written order. At your risk, expense and request, the depositary may deliver deposited securities at such other place as you may request.

The depositary may only restrict the withdrawal of deposited securities in connection with:

temporary delays caused by closing our transfer books or those of the depositary or the deposit of shares in connection with voting at a shareholders' meeting, or the payment of dividends;

Table of Contents

the payment of fees, taxes and similar charges; or

compliance with any U.S. or foreign laws or governmental regulations relating to the ADRs or to the withdrawal of deposited securities.

This right of withdrawal may not be limited by any other provision of the deposit agreement.

**Record Dates**

The depositary may, after consultation with us if practicable, fix record dates for the determination of the registered ADR holders who will be entitled (or obligated, as the case may be):

to receive any distribution on or in respect of shares,

to give instructions for the exercise of voting rights at a meeting of holders of shares,

to pay the fee assessed by the depositary for administration of the ADR program and for any expenses as provided for in the ADR, or

to receive any notice or to act in respect of other matters

all subject to the provisions of the deposit agreement.

**Voting Rights**

*How do I vote?*

If you are an ADR holder and the depositary asks you to provide it with voting instructions, you may instruct the depositary how to exercise the voting rights for the shares which underlie your ADSs. As soon as practicable after receiving notice of any meeting or solicitation of consents or proxies from us, the depositary will distribute to the registered ADR holders a notice stating such information as is contained in the voting materials received by the depositary and describing how you may instruct the depositary to exercise the voting rights for the shares which underlie your ADSs. For instructions to be valid, the depositary must receive them in the manner and on or before the date specified. The depositary will try, as far as is practical, subject to the provisions of and governing the underlying shares or other deposited securities, to vote or to have its agents vote the shares or other deposited securities as you instruct. The depositary will only vote or attempt to vote as you instruct. If we timely requested the depositary to solicit your instructions but no instructions are received by the depositary from a holder with respect to any of the deposited securities represented by the ADSs of that holder on or before the date established by the depositary for such purpose, the depositary shall deem that holder to have instructed the depositary to give a discretionary proxy to a person designated by us with respect to such deposited securities, and the depositary shall give a discretionary proxy to a person designated by us to vote such deposited securities. However, no such instruction shall be deemed given and no such discretionary proxy shall be given with respect to any matter if we inform the depositary we do not wish such proxy given, substantial opposition exists or the matter materially and adversely affects the rights of holders of the ordinary shares. Furthermore, neither the depositary nor its agents are responsible for any failure to carry out any voting instructions, for the manner in which any vote is cast or for the effect of any vote. Notwithstanding anything contained in the deposit agreement or any ADR, the depositary may, to the extent not prohibited by law or regulations, or by the requirements of the stock exchange on which the ADSs are listed, in lieu of distribution of the materials provided to the depositary in connection with any meeting of, or solicitation of consents or proxies from, holders of deposited securities, distribute to the registered holders of ADRs a notice that provides such holders with, or otherwise publicizes to such holders, instructions on how to retrieve such materials or receive such materials upon request (i.e., by reference to a website containing the materials for retrieval or a contact for requesting copies of the materials).



Table of Contents

Under our constituent documents the depositary would be able to provide us with voting instructions without having to personally attend meetings in person or by proxy. Such voting instructions may be provided to us via facsimile, email, mail, courier or other recognized form of delivery and we agree to accept any such delivery so long as it is timely received prior to the meeting. We will endeavor to provide the depositary with written notice of each meeting of shareholders promptly after determining the date of such meeting so as to enable it to solicit and receive voting instructions. In general, the depositary will require that voting instructions be received by the depositary no less than five business days prior to the date of each meeting of shareholders. Under our current memorandum and articles of association, the minimum notice period required to convene a general meeting is seven days. The depositary may not have sufficient time to solicit voting instructions, and it is possible that you, or persons who hold their ADSs through brokers, dealers or other third parties, will not have the opportunity to exercise a right to vote.

Notwithstanding the above, we have advised the depositary that under the Cayman Islands law and our constituent documents, each as in effect as of the date of the deposit agreement, voting at any meeting of shareholders is by show of hands unless a poll is (before or on the declaration of the results of the show of hands) demanded. In the event that voting on any resolution or matter is conducted on a show of hands basis in accordance with our constituent documents, the depositary will refrain from voting and the voting instructions (or the deemed voting instructions, as set out above) received by the depositary from holders shall lapse. The depositary will not demand a poll or join in demanding a poll, whether or not requested to do so by holders of ADSs.

There is no guarantee that you will receive voting materials in time to instruct the depositary to vote and it is possible that you, or persons who hold their ADSs through brokers, dealers or other third parties, will not have the opportunity to exercise a right to vote.

**Reports and Other Communications**

*Will ADR holders be able to view our reports?*

The depositary will make available for inspection by ADR holders at the offices of the depositary and the custodian the deposit agreement, the provisions of or governing deposited securities, and any written communications from us which are both received by the custodian or its nominee as a holder of deposited securities and made generally available to the holders of deposited securities.

Additionally, if we make any written communications generally available to holders of our shares, and we furnish copies thereof (or English translations or summaries) to the depositary, it will distribute the same to registered ADR holders.

Table of Contents

**Fees and Expenses**

***What fees and expenses will I be responsible for paying?***

As an ADS holder, you will be required to pay the following service fees to the depositary bank and certain taxes and governmental charges (in addition to any applicable fees, expenses, taxes and other governmental charges payable on the deposited securities represented by any of your ADSs):

<b>Service</b>	<b>Fees</b>
	Up to US\$0.05 per ADS issued
to any person to whom ADSs are issued or to any person to whom a distribution is made in respect of ADS distributions pursuant to stock dividends or other free distributions of stock, bonus distributions, stock splits or other distributions (except where converted to cash)	Up to US\$0.05 per ADS surrendered
Surrendering ADSs for cancellation and withdrawal of deposited securities	Up to US\$0.05 per ADS held
Distribution of cash dividends	Up to US\$0.05 per ADS held
Distribution of cash entitlements (other than cash dividends) and/or cash proceeds, including proceeds from the sale of rights, securities and other entitlements	Up to US\$0.05 per ADS held
Distribution of ADSs pursuant to exercise of rights.	Up to US\$0.05 per ADS held on the applicable record date(s) established by the depositary bank

**Operation and maintenance costs**

As an ADS holder, you will also be responsible to pay certain fees and expenses incurred by the depositary bank and certain taxes and governmental charges (in addition to any applicable fees, expenses, taxes and other governmental charges payable on the deposited securities represented by any of your ADSs) such as:

Fees for the transfer and registration of ordinary shares charged by the registrar and transfer agent for the ordinary shares in the Cayman Islands (i.e., upon deposit and withdrawal of ordinary shares).

Expenses incurred for converting foreign currency into U.S. dollars.

Expenses for cable, telex, fax and electronic transmissions and for delivery of securities.

Taxes and duties upon the transfer of securities, including any applicable stamp duties, any stock transfer charges or withholding taxes (i.e., when ordinary shares are deposited or withdrawn from deposit).

Fees and expenses incurred in connection with the delivery of ordinary shares on deposit or the servicing of ordinary shares, deposited securities and/or ADSs.

## Edgar Filing: DILLARD ALEX - Form 4

Fees and expenses incurred in connection with complying with exchange control regulations and other regulatory requirements applicable to ordinary shares, deposited securities, ADSs and ADRs.

The depositary fees payable upon the issuance and cancellation of ADSs are typically paid to the depositary bank by the brokers (on behalf of their clients) receiving the newly issued ADSs from the depositary bank and by the brokers (on behalf of their clients) delivering the ADSs to the

Table of Contents

depository bank for cancellation. The brokers in turn charge these fees to their clients. Depository fees payable in connection with distributions of cash or securities to ADS holders and the depository services fee are charged by the depository bank to the holders of record of ADSs as of the applicable ADS record date.

The depository fees payable for cash distributions are generally deducted from the cash being distributed or by selling a portion of distributable property to pay the fees. In the case of distributions other than cash (i.e., share dividends, rights), the depository bank charges the applicable fee to the ADS record date holders concurrent with the distribution. In the case of ADSs registered in the name of the investor (whether certificated or uncertificated in direct registration), the depository bank sends invoices to the applicable record date ADS holders. In the case of ADSs held in brokerage and custodian accounts (via DTC), the depository bank generally collects its fees through the systems provided by DTC (whose nominee is the registered holder of the ADSs held in DTC) from the brokers and custodians holding ADSs in their DTC accounts. The brokers and custodians who hold their clients' ADSs in DTC accounts in turn charge their clients' accounts the amount of the fees paid to the depository banks.

In the event of refusal to pay the depository fees, the depository bank may, under the terms of the deposit agreement, refuse the requested service until payment is received or may set off the amount of the depository fees from any distribution to be made to the ADS holder.

Deutsche Bank Trust Company Americas, as depository, has agreed to reimburse us for a portion of certain expenses we incur that are related to establishment and maintenance of the ADR program, including investor relations expenses. There are limits on the amount of expenses for which the depository will reimburse us, but the amount of reimbursement available to us is not related to the amounts of fees the depository collects from investors. Further, the depository has agreed to reimburse us certain fees payable to the depository by holders of ADSs. Neither the depository nor we can determine the exact amount to be made available to us because (i) the number of ADSs that will be issued and outstanding, (ii) the level of service fees to be charged to holders of ADSs and (iii) our reimbursable expenses related to the program are not known at this time.

**Payment of Taxes**

You will be responsible for any taxes or other governmental charges payable on your ADSs or on the deposited securities represented by any of your ADSs. The depository may refuse to register any transfer of your ADSs or allow you to withdraw the deposited securities represented by your ADSs until such taxes or other charges are paid. It may apply payments owed to you or sell deposited securities represented by your ADSs to pay any taxes owed and you will remain liable for any deficiency. If the depository sells deposited securities, it will, if appropriate, reduce the number of ADSs to reflect the sale and pay to you any net proceeds, or send to you any property, remaining after it has paid the taxes. You agree to indemnify us, the depository, the custodian and each of our and their respective agents, directors, employees and affiliates for, and hold each of them harmless from, any claims with respect to taxes (including applicable interest and penalties thereon) arising from any refund of taxes, reduced rate of withholding or other tax benefit obtained for you. Your obligations under this paragraph shall survive any transfer of any ADRs, any surrender of ADRs and withdrawal of deposited securities or the termination of the deposit agreement.

**Reclassifications, Recapitalizations and Mergers**

If we take certain actions that affect the deposited securities, including (i) any change in par value, split-up, consolidation, cancellation or other reclassification of deposited securities or (ii) any distributions not made to holders of ADRs or (iii) any recapitalization, reorganization, merger,

Table of Contents

consolidation, liquidation, receivership, bankruptcy or sale of all or substantially all of our assets, then the depositary may choose to:

distribute additional or amended ADRs;

distribute cash, securities or other property it has received in connection with such actions;

sell any securities or property received and distribute the proceeds as cash; or

none of the above.

Any of the cash, securities or other property the depositary receives will constitute part of the deposited securities and each ADS will then represent a proportionate interest in such property.

**Amendment and Termination**

***How may the deposit agreement be amended?***

We may agree with the depositary to amend the deposit agreement and the ADSs without your consent for any reason. ADR holders must be given at least 30 days notice of any amendment that imposes or increases any fees or charges (other than stock transfer or other taxes and other governmental charges, transfer or registration fees, cable, telex or facsimile transmission costs, delivery costs or other such expenses), or otherwise prejudices any substantial existing right of ADR holders. Such notice need not describe in detail the specific amendments effectuated thereby, but must give ADR holders a means to access the text of such amendment. If an ADR holder continues to hold an ADR or ADRs after being so notified, such ADR holder is deemed to agree to such amendment and to be bound by the deposit agreement as so amended. Notwithstanding the foregoing, if any governmental body or regulatory body should adopt new laws, rules or regulations which would require amendment or supplement of the deposit agreement or the form of ADR to ensure compliance therewith, we and the depositary may amend or supplement the deposit agreement and the ADR at any time in accordance with such changed laws, rules or regulations, which amendment or supplement may take effect before a notice is given or within any other period of time as required for compliance. No amendment, however, will impair your right to surrender your ADSs and receive the underlying securities, except in order to comply with mandatory provisions of applicable law.

***How may the deposit agreement be terminated?***

The depositary shall at our written direction, terminate the deposit agreement and the ADRs by mailing notice of such termination to the registered holders of ADRs at least 60 days prior to the date fixed in such notice for such termination; provided, however, if the depositary shall have (i) resigned as depositary under the deposit agreement, notice of such termination by the depositary shall not be provided to registered holders unless a successor depositary shall not be operating under the deposit agreement within 30 days of the date of such resignation, and (ii) been removed as depositary under the deposit agreement, notice of such termination by the depositary shall not be provided to registered holders of ADRs unless a successor depositary shall not be operating under the deposit agreement on the 90th day after our notice of removal was first provided to the depositary. After termination, the depositary's only responsibility will be (i) to deliver deposited securities to ADR holders who surrender their ADRs, and (ii) to hold or sell distributions received on deposited securities. Six months or more after the termination date, the depositary will sell the deposited securities which remain and hold the net proceeds of such sales (as long as it may lawfully do so), without liability for interest, in trust for the ADR holders who have not yet surrendered their ADRs. After making such sale, the depositary shall have no obligations except to account for such proceeds and other cash. After termination, our only obligations will be ongoing indemnity and any fee obligations to the depositary.

Table of Contents

**Limitations on Obligations and Liability to ADS Holders**

*Limits on our obligations and the obligations of the depositary; limits on liability to ADR holders and holders of ADSs*

Prior to the issue, registration, registration of transfer, split-up, combination, or cancellation of any ADRs, or the delivery of any distribution in respect thereof, and from time to time, we or the depositary or its custodian may require:

payment with respect thereto of (i) any stock transfer or other tax or other governmental charge, (ii) any stock transfer or registration fees in effect for the registration of transfers of shares or other deposited securities upon any applicable register and (iii) any applicable fees and expenses described in the deposit agreement;

the production of proof satisfactory to it of (i) the identity of any signatory and genuineness of any signature and (ii) such other information, including without limitation, information as to citizenship, residence, exchange control approval, beneficial ownership of any securities, compliance with applicable law, regulations, provisions of or governing deposited securities and terms of the deposit agreement and the ADRs, as it may deem necessary or proper; and

compliance with such regulations as the depositary may establish consistent with the deposit agreement.

The issuance of ADRs, the acceptance of deposits of shares, the registration, registration of transfer, split-up or combination of ADRs or the withdrawal of shares, may be suspended, generally or in particular instances, when the ADR register or any register for deposited securities is closed or when any such action is deemed advisable by the depositary; provided that the ability to withdrawal shares may only be limited under the following circumstances: (i) temporary delays caused by closing transfer books of the depositary or our transfer books or the deposit of shares in connection with voting at a shareholders' meeting, or the payment of dividends, (ii) the payment of fees, taxes, and similar charges, and (iii) compliance with any laws or governmental regulations relating to ADRs or to the withdrawal of deposited securities.

The deposit agreement expressly limits the obligations and liability of the depositary, ourselves and our respective agents. Neither we nor the depositary nor any such agent will be liable if:

any present or future law, rule, regulation, fiat, order or decree of the United States, the Cayman Islands, the People's Republic of China or any other country, or of any governmental or regulatory authority or securities exchange or market or automated quotation system, the provisions of or governing any deposited securities, any present or future provision of our charter, any act of God, war, terrorism or other circumstance beyond our, the depositary's or our respective agents' control shall prevent or delay, or shall cause any of them to be subject to any civil or criminal penalty in connection with, any act which the deposit agreement or the ADRs provide shall be done or performed by us, the depositary or our respective agents (including, without limitation, voting);

it exercises or fails to exercise discretion under the deposit agreement or the ADR;

it performs its obligations under the deposit agreement and ADRs without gross negligence or bad faith;

it takes any action or refrains from taking any action in reliance upon the advice of or information from legal counsel, accountants, any person presenting shares for deposit, any registered holder of ADRs, or any other person believed by it to be competent to give such advice or information; or

Table of Contents

it relies upon any written notice, request, direction or other document believed by it to be genuine and to have been signed or presented by the proper party or parties.

Neither the depositary nor its agents have any obligation to appear in, prosecute or defend any action, suit or other proceeding in respect of any deposited securities or the ADRs. We and our agents shall only be obligated to appear in, prosecute or defend any action, suit or other proceeding in respect of any deposited securities or the ADRs, which in our opinion may involve us in expense or liability, if indemnity satisfactory to us against all expense (including fees and disbursements of counsel) and liability is furnished as often as may be required. The depositary and its agents may fully respond to any and all demands or requests for information maintained by or on its behalf in connection with the deposit agreement, any registered holder or holders of ADRs, any ADRs or otherwise related to the deposit agreement or ADRs to the extent such information is requested or required by or pursuant to any lawful authority, including without limitation laws, rules, regulations, administrative or judicial process, banking, securities or other regulators. The depositary shall not be liable for the acts or omissions made by any securities depositary, clearing agency or settlement system in connection with or arising out of book-entry settlement of deposited securities or otherwise. Furthermore, the depositary shall not be responsible for, and shall incur no liability in connection with or arising from, the insolvency of any custodian that is not a branch or affiliate of the depositary. The depositary and the custodian(s) may use third-party delivery services and providers of information regarding matters such as pricing, proxy voting, corporate actions, class action litigation and other services in connection with the ADRs and the deposit agreement, and use local agents to provide extraordinary services such as attendance at annual meetings of issuers of securities. Although the depositary and the custodian will use reasonable care (and cause their agents to use reasonable care) in the selection and retention of such third-party providers and local agents, they will not be responsible for any errors or omissions made by them in providing the relevant information or services.

Additionally, none of us, the depositary or the custodian shall be liable for the failure by any registered holder of ADRs or beneficial owner therein to obtain the benefits of credits on the basis of non-U.S. tax paid against such holder's or beneficial owner's income tax liability. Neither we nor the depositary shall incur any liability for any tax consequences that may be incurred by holders or beneficial owners on account of their ownership of ADRs or ADSs.

Neither the depositary nor its agents will be responsible for any failure to carry out any instructions to vote any of the deposited securities, for the manner in which any such vote is cast or for the effect of any such vote. Neither the depositary nor any of its agents shall be liable to registered holders of ADRs or beneficial owners of interests in ADSs for any indirect, special, punitive or consequential damages (including, without limitation, lost profits) of any form incurred by any person or entity, whether or not foreseeable and regardless of the type of action in which such a claim may be brought.

In the deposit agreement each party thereto (including, for avoidance of doubt, each holder and beneficial owner and/or holder of interests in ADRs) irrevocably waives, to the fullest extent permitted by applicable law, any right it may have to a trial by jury in any suit, action or proceeding against the depositary and/or the company directly or indirectly arising out of or relating to the shares or other deposited securities, the ADSs or the ADRs, the deposit agreement or any transaction contemplated therein, or the breach thereof (whether based on contract, tort, common law or any other theory).

The depositary may own and deal in any class of our securities and in ADSs.

**Disclosure of Interest in ADSs**

To the extent that the provisions of or governing any deposited securities may require disclosure of or impose limits on beneficial or other ownership of deposited securities, other shares and

Table of Contents

other securities and may provide for blocking transfer, voting or other rights to enforce such disclosure or limits, you agree to comply with all such disclosure requirements and ownership limitations and to comply with any reasonable instructions we may provide in respect thereof. We reserve the right to instruct you to deliver your ADSs for cancellation and withdrawal of the deposited securities so as to permit us to deal with you directly as a holder of shares and, by holding an ADS or an interest therein, you will be agreeing to comply with such instructions.

**Books of Depositary**

The depositary or its agent will maintain a register for the registration, registration of transfer, combination and split-up of ADRs, which register shall include the depositary's direct registration system. Registered holders of ADRs may inspect such records at the depositary's office at all reasonable times, but solely for the purpose of communicating with other holders in the interest of the business of our company or a matter relating to the deposit agreement. Such register may be closed from time to time, when deemed expedient by the depositary.

The depositary will maintain facilities for the delivery and receipt of ADRs.

**Pre-release of ADSs**

The deposit agreement permits the depositary to deliver ADSs before deposit of the underlying ordinary shares. This is called a pre-release of the ADSs. The depositary may also deliver ordinary shares upon cancellation of pre-released ADSs (even if the ADSs are cancelled before the pre-release transaction has been closed out). A pre-release is closed out as soon as the underlying ordinary shares are delivered to the depositary. The depositary may receive ADSs instead of ordinary shares to close out a pre-release. The depositary may pre-release ADSs only under the following conditions: (1) before or at the time of the pre-release, the person to whom the pre-release is being made represents to the depositary in writing that it or its customer (a) owns the ordinary shares or ADSs to be deposited, (b) agrees to indicate the depositary as owner of such ordinary shares or ADSs in its records and to hold such ordinary shares or ADSs in trust for the depositary until such ordinary shares or ADSs are delivered to the depositary or the custodian, (c) unconditionally guarantees to deliver such ordinary shares or ADSs to the depositary or the custodian, as the case may be, and (d) agrees to any additional restrictions or requirements that the depositary deems appropriate; (2) the pre-release is fully collateralized with cash, United States government securities or other collateral that the depositary considers appropriate; and (3) the depositary must be able to close out the pre-release on not more than five business days' notice. Each pre-release is subject to further indemnities and credit regulations as the depositary considers appropriate. In addition, the depositary will normally limit the number of ADSs that may be outstanding at any time as a result of pre-release to 30% of the aggregate number of ADSs then outstanding, although the depositary may disregard the limit from time to time, if it thinks it is appropriate to do so. Notwithstanding the foregoing, the depositary has agreed with us not to carry out any pre-release transactions.

**Appointment**

In the deposit agreement, each registered holder of ADRs and each person holding an interest in ADSs, upon acceptance of any ADSs (or any interest therein) issued in accordance with the terms and conditions of the deposit agreement will be deemed for all purposes to:

be a party to and bound by the terms of the deposit agreement and the applicable ADR or ADRs, and

appoint the depositary its attorney-in-fact, with full power to delegate, to act on its behalf and to take any and all actions contemplated in the deposit agreement and the applicable ADR or ADRs, to adopt any and all procedures necessary to comply with applicable laws



Table of Contents

and to take such action as the depositary in its sole discretion may deem necessary or appropriate to carry out the purposes of the deposit agreement and the applicable ADR and ADRs, the taking of such actions to be the conclusive determinant of the necessity and appropriateness thereof.

**Governing Law**

The deposit agreement and the ADSs shall be governed by and construed in accordance with the laws of the State of New York. In the deposit agreement, we have submitted to the jurisdiction of the courts of the State of New York and appointed an agent for service of process on our behalf. Notwithstanding anything contained in the deposit agreement, any ADR or any present or future provisions of the laws of the State of New York, the rights of holders of Shares and of any other deposited securities, as such, shall be governed by the laws of the Cayman Islands (or, if applicable, such other laws as may govern the deposited securities).

By holding an ADS or an interest therein, registered holders of ADSs and beneficial owners of ADSs each irrevocably agree that any legal suit, action or proceeding against or involving us or the depositary, arising out of or based upon the deposit agreement or the transactions contemplated thereby, may only be instituted in a state or federal court in New York, New York, and each irrevocably waives any objection which it may have to the laying of venue of any such proceeding, and irrevocably submits to the exclusive jurisdiction of such courts in any such suit, action or proceeding.

Table of Contents

**SHARES ELIGIBLE FOR FUTURE SALES**

Upon completion of this offering, we will have 457,343,207 ADSs outstanding (which takes into account the 346,004,747 ADSs held by the selling shareholders and certain of our other pre-IPO shareholders as of the date of this prospectus, but excludes the 15,000,000 ADSs reserved for future issuances upon the exercise or vesting of awards granted under our Share Incentive Plan), representing approximately 33.1% of our total outstanding ordinary shares. All of the ADSs sold in this offering will be freely transferable by persons other than by our "affiliates" without restriction or further registration under the Securities Act. Sales of substantial amounts of our ADSs in the public market could adversely affect prevailing market prices of our ADSs. Although our ADSs are listed on NASDAQ, we cannot assure you that a regular trading market for our ADSs will sustain or continue to exist. We do not expect that a trading market will develop for our ordinary shares not represented by the ADSs.

**Lock-up Agreements**

In connection with our initial public offering, we, our directors and executive officers, and our then existing shareholders have agreed, subject to some exceptions, not to offer, sell, contract to sell, pledge, grant any option to purchase, make any short sale, lend or otherwise dispose of, except in this offering, any of our ordinary shares or ADSs or securities that are substantially similar to our ordinary shares or ADSs, including but not limited to any options or warrants to purchase our ordinary shares, ADSs or any securities that are convertible into or exchangeable for, or that represent the right to receive, our ordinary shares, ADSs or any such substantially similar securities (other than pursuant to employee stock option plans existing on, or upon the conversion or exchange of convertible or exchangeable securities outstanding as of, the date such lock-up agreement was executed), without the prior written consent of the representatives of the underwriters, for a period of 180 days after May 21, 2014, subject to automatic extension under certain circumstances. The locked-up parties collectively owned all of our outstanding ordinary shares at the time, without giving effect to our initial public offering. In connection with this offering, the representatives of the underwriters have waived those lock-up provisions with respect to the shares being sold by the selling shareholders in this offering. The remaining shares will continue to be subject to those lock-up provisions during the 180-day period, which will end on December 5, 2014 due to an extension pursuant to the lock-up agreements.

In addition, Huang River Investment Limited, a company wholly owned by Tencent, continues to be subject to the lock-up obligations in connection with its investment in our company pursuant to which it has agreed not to sell or transfer any of our shares it holds as of the date of this prospectus during the three-year period commencing from March 10, 2014, subject to limited exceptions.

Additionally, we, Max Smart Limited, a company wholly owned by Mr. Richard Qiangdong Liu, our founder, chairman and chief executive officer, Tiger Global entities, the Hillhouse Vehicle, certain DST Global funds and Best Alliance International Holdings Limited have agreed, for a period of 90 days after the date of this prospectus, not to offer, sell, contract to sell, pledge, grant any option to purchase, make any short sale, lend or otherwise dispose of, except in this offering, any of our ordinary shares or ADSs or securities that are substantially similar to our ordinary shares or ADSs, including but not limited to any options or warrants to purchase our ordinary shares, ADSs or any securities that are convertible into or exchangeable for, or that represent the right to receive, our ordinary shares, ADSs or any such substantially similar securities (other than pursuant to employee stock option plans existing on, or upon the conversion or exchange of convertible or exchangeable securities outstanding as of, the date such lock-up agreement was executed), without the prior written consent of the representatives of the underwriters. The foregoing lock-up restrictions are subject to certain exceptions for certain locked-up parties. See "Underwriting".

Other than this offering, we are not aware of any plans by any significant shareholders to dispose of significant numbers of our ADSs or ordinary shares. However, one or more existing

Table of Contents

shareholders or owners of securities convertible or exchangeable into or exercisable for our ADSs or ordinary shares may dispose of significant numbers of our ADSs or ordinary shares. We cannot predict what effect, if any, future sales of our ADSs or ordinary shares, or the availability of ADSs or ordinary shares for future sale, will have on the trading price of our ADSs from time to time. Sales of substantial amounts of our ADSs or ordinary shares in the public market, or the perception that these sales could occur, could adversely affect the trading price of our ADSs.

**Rule 144**

"Restricted securities" as that term is defined in Rule 144 under the Securities Act and may be sold publicly in the United States only if they are subject to an effective registration statement under the Securities Act or pursuant to an exemption from the registration requirement such as those provided by Rule 144 and Rule 701 promulgated under the Securities Act.

In general, under Rule 144 as currently in effect, beginning 90 days after we became a reporting company, a person (or persons whose shares are aggregated) who at the time of a sale is not, and has not been during the three months preceding the sale, an affiliate of ours and has beneficially owned our restricted securities for at least six months will be entitled to sell the restricted securities without registration under the Securities Act, subject only to the availability of current public information about us, and will be entitled to sell restricted securities beneficially owned for at least one year without restriction. Persons who are our affiliates and have beneficially owned our restricted securities for at least six months may sell a number of restricted securities within any three-month period that does not exceed the greater of the following:

1% of the then outstanding ordinary shares of the same class, in the form of ADSs or otherwise, which immediately after this offering will equal 22,074,608 class A ordinary shares; or

the average weekly trading volume of our ordinary shares of the same class, in the form of ADSs or otherwise, during the four calendar weeks preceding the date on which notice of the sale is filed with the SEC.

Sales by our affiliates under Rule 144 are also subject to certain requirements relating to manner of sale, notice and the availability of current public information about us.

**Rule 701**

In general, under Rule 701 of the Securities Act as currently in effect, each of our employees, consultants or advisors who purchases our ordinary shares from us in connection with a compensatory stock plan or other written agreement executed prior to the completion of this offering is eligible to resell those ordinary shares 90 days after we became a reporting company in reliance on Rule 144, but without compliance with some of the restrictions, including the holding period, contained in Rule 144. However, the Rule 701 shares would remain subject to lock-up arrangements and would only become eligible for sale when the lock-up period expires.

Table of Contents**TAXATION**

*The following summary of the principal Cayman Islands, PRC and U.S. federal income tax consequences of an investment in our ADSs or ordinary shares is based upon laws and relevant interpretations thereof in effect as of the date of this prospectus, all of which are subject to change. This summary does not deal with all possible tax consequences relating to an investment in our ADSs or ordinary shares, such as the tax consequences under U.S. state and local tax laws or under the tax laws of jurisdictions other than the Cayman Islands, the People's Republic of China and the United States. To the extent that the discussion relates to matters of Cayman Islands tax law, it represents the opinion of Maples and Calder, our special Cayman Islands counsel; to the extent it relates to PRC tax law, it is the opinion of Zhong Lun Law Firm, our special PRC counsel; and to the extent that the discussion states specific legal conclusions under U.S. federal income tax law as to the principal U.S. federal income tax consequences of an investment in our ADSs or ordinary shares, and subject to the qualifications herein, it represents the opinion of Skadden, Arps, Slate, Meagher & Flom LLP, our special United States counsel.*

**Cayman Islands Taxation**

The Cayman Islands currently levies no taxes on individuals or corporations based upon profits, income, gains or appreciation and there is no taxation in the nature of inheritance tax or estate duty. There are no other taxes likely to be material to us levied by the government of the Cayman Islands except for stamp duties which may be applicable on instruments executed in, or after execution brought within the jurisdiction of, the Cayman Islands. The Cayman Islands is not party to any double tax treaties which are applicable to any payments made by or to our company. There are no exchange control regulations or currency restrictions in the Cayman Islands.

There is no income tax treaty or convention currently in effect between the United States and the Cayman Islands.

**People's Republic of China Taxation**

Under the PRC Enterprise Income Tax Law and its implementation rules, an enterprise established outside of the PRC with "de facto management body" within the PRC is considered a resident enterprise and will be subject to the enterprise income tax on its global income at the rate of 25%. The implementation rules define the term "de facto management body" as the body that exercises full and substantial control and overall management over the business, productions, personnel, accounts and properties of an enterprise. In 2009, the State Administration of Taxation issued a circular, known as Circular 82, which provides certain specific criteria for determining whether the "de facto management body" of a PRC-controlled enterprise that is incorporated offshore is located in China. Although this circular only applies to offshore enterprises controlled by PRC enterprises or PRC enterprise groups, not those controlled by PRC individuals or foreigners, the criteria set forth in the circular may reflect the State Administration of Taxation's general position on how the "de facto management body" text should be applied in determining the tax resident status of all offshore enterprises. According to Circular 82, an offshore incorporated enterprise controlled by a PRC enterprise or a PRC enterprise group will be regarded as a PRC tax resident by virtue of having its "de facto management body" in China only if all of the following conditions are met: (i) the primary location of the day-to-day operational management is in the PRC; (ii) decisions relating to the enterprise's financial and human resource matters are made or are subject to approval by organizations or personnel in the PRC; (iii) the enterprise's primary assets, accounting books and records, company seals, and board and shareholder resolutions, are located or maintained in the PRC; and (iv) at least 50% of voting board members or senior executives habitually reside in the PRC.

We believe that none of JD.com, Inc. and its subsidiaries outside of China is a PRC resident enterprise for PRC tax purposes. JD.com, Inc. is not controlled by a PRC enterprise or PRC enterprise

Table of Contents

group and we do not believe that JD.com, Inc. meets all of the conditions above. JD.com, Inc. is a company incorporated outside the PRC. As a holding company, its key assets are its ownership interests in its subsidiaries, and its key assets are located, and its records (including the resolutions of its board of directors and the resolutions of its shareholders) are maintained, outside the PRC. For the same reasons, we believe our other subsidiaries outside of China are not PRC resident enterprises either. However, the tax resident status of an enterprise is subject to determination by the PRC tax authorities and uncertainties remain with respect to the interpretation of the term "de facto management body."

If the PRC tax authorities determine that JD.com, Inc. is a PRC resident enterprise for enterprise income tax purposes, we may be required to withhold a 10% withholding tax from dividends we pay to our shareholders that are non-resident enterprises, including the holders of our ADSs. In addition, non-resident enterprise shareholders (including our ADS holders) may be subject to a 10% PRC withholding tax on gains realized on the sale or other disposition of ADSs or ordinary shares, if such income is treated as sourced from within the PRC. It is unclear whether our non-PRC individual shareholders (including our ADS holders) would be subject to any PRC tax on dividends or gains obtained by such non-PRC individual shareholders in the event we are determined to be a PRC resident enterprise. If any PRC tax were to apply to dividends or gains realized by non-PRC individuals, it would generally apply at a rate of 20% unless a reduced rate is available under an applicable tax treaty. However, it is also unclear whether non-PRC shareholders of JD.com, Inc. would be able to claim the benefits of any tax treaties between their country of tax residence and the PRC in the event that JD.com, Inc. is treated as a PRC resident enterprise.

Provided that our Cayman Islands holding company, JD.com, Inc., is not deemed to be a PRC resident enterprise, holders of our ADSs and ordinary shares who are not PRC residents will not be subject to PRC income tax on dividends distributed by us or gains realized from the sale or other disposition of our shares or ADSs. However, under SAT Circular 698, where a non-resident enterprise transfers the equity interests of a PRC resident enterprise indirectly by disposition of the equity interests of an overseas holding company, or Indirect Transfer, and such overseas holding company is located in certain low tax jurisdictions, the non-resident enterprise, being the transferor, must report this Indirect Transfer to the relevant tax authority of the PRC resident enterprise. The PRC tax authority may disregard the existence of the overseas holding company if it lacks a reasonable commercial purpose and was established for the purpose of reducing, avoiding or deferring PRC tax. As a result, gains derived from such Indirect Transfer may be subject to PRC tax at a rate of up to 10%. Although it appears that SAT Circular 698 was not intended to apply to share transfers of publicly traded companies, there is uncertainty as to the application of SAT Circular 698 and we and our non-PRC resident investors may be at risk of being required to file a return and being taxed under SAT Circular 698 and we may be required to expend valuable resources to comply with SAT Circular 698 or to establish that we should not be taxed under SAT Circular 698. See "Risks Related to Doing Business in China We face uncertainties with respect to the application of the Circular on Strengthening the Administration of Enterprise Income Tax for Share Transfers by Non-PRC Resident Enterprises."

**United States Federal Income Tax Considerations**

The following is a discussion of the principal United States federal income tax considerations relating to the acquisition, ownership, and disposition of our ADSs or ordinary shares by a U.S. Holder (as defined below) that will hold our ADSs or ordinary shares as "capital assets" (generally, property held for investment) under the United States Internal Revenue Code of 1986, as amended (the "Code"). This discussion is based upon existing United States federal tax law, which is subject to differing interpretations or change, possibly with retroactive effect. This discussion does not address all aspects of United States federal income taxation that may be important to particular investors in light of their individual investment circumstances, including investors subject to special tax rules (for

Table of Contents

example, certain financial institutions, insurance companies, broker-dealers, traders in securities that elect mark-to-market treatment, partnerships and their partners, tax-exempt organizations (including private foundations), investors who are not U.S. Holders, investors who own (directly, indirectly, or constructively) 10% or more of our voting stock, investors that will hold their ADSs or ordinary shares as part of a straddle, hedge, conversion, constructive sale, or other integrated transaction for United States federal income tax purposes, or investors that have a functional currency other than the United States dollar), all of whom may be subject to tax rules that differ significantly from those summarized below.

In addition, this discussion does not address any state, local or non-United States tax considerations (other than the discussion below relating to certain withholding rules and the United States PRC income tax treaty). Each U.S. Holder is urged to consult its tax advisor regarding the United States federal, state, local, and non-United States income and other tax considerations of an investment in ADSs or ordinary shares.

**General**

For purposes of this discussion, a "U.S. Holder" is a beneficial owner of our ADSs or ordinary shares that is, for United States federal income tax purposes, (i) an individual who is a citizen or resident of the United States, (ii) a corporation (or other entity treated as a corporation for United States federal income tax purposes) created in, or organized under the law of, the United States or any state thereof or the District of Columbia, (iii) an estate the income of which is includible in gross income for United States federal income tax purposes regardless of its source, or (iv) a trust (A) the administration of which is subject to the primary supervision of a United States court and which has one or more United States persons who have the authority to control all substantial decisions of the trust or (B) that has otherwise elected to be treated as a United States person under the Code.

If a partnership (or other entity treated as a partnership for United States federal income tax purposes) owns our ADSs or ordinary shares, the tax treatment of a partner in the partnership will generally depend upon the status of the partner and the activities of the partnership. Partnerships holding our ADSs or ordinary shares and their partners are urged to consult their tax advisors regarding an investment in our ADSs or ordinary shares.

**Passive Foreign Investment Company Considerations**

A non-United States corporation, such as our company, will be classified as a "passive foreign investment company," or PFIC, for United States federal income tax purposes for any taxable year, if either (i) 75% or more of its gross income for such year consists of certain types of "passive" income or (ii) 50% or more of the value of its assets (determined on the basis of a quarterly average) during such year produce or are held for the production of passive income. For this purpose, cash is categorized as a passive asset and the company's unbooked intangibles associated with active business activity are taken into account as a non-passive asset. The average percentage of a corporation's assets that produce or are held for the production of passive income generally is determined on the basis of the fair market value of the corporation's assets at the end of each quarter. This determination is based on the adjusted tax basis of the corporation's assets, however, if the corporation is a controlled foreign corporation, or CFC, that is not a publicly traded corporation for the taxable year. We would be treated as a CFC for any year on any day in which U.S. Holders each own (directly, indirectly or by attribution) at least 10% of our voting shares and together own more than 50% of the total combined voting power of all classes of our voting shares or more than 50% of the total value of all of our shares. If we are treated as a CFC for United States federal income tax purposes for any portion of our taxable year that includes this offering, we would likely be classified as a PFIC for our taxable year ending December 31, 2014. The CFC determination involves a highly complex and technical factual analysis and, in certain cases such as our own, potentially cannot be made with complete certainty.

Table of Contents

However, although no assurances can be made in this regard because of these complexities, based on our shareholder composition during the taxable year ending December 31, 2014, we believe that we were not, and we do not expect to be, a CFC for any portion of the taxable year of the offering.

In addition, we will be treated as owning a proportionate share of the assets and earning a proportionate share of the income of any other corporation in which we own, directly or indirectly, more than 25% (by value) of the stock. Although the law in this regard is unclear, we treat our VIEs as being owned by us for United States federal income tax purposes because we control their management decisions and we are entitled to substantially all of the economic benefits associated with these entities, and, as a result, we consolidate their results of operations in our U.S. GAAP financial statements and treat them as being owned by us for United States federal income tax purposes. If it were determined, however, that that we are not the owner of our VIEs for United States federal income tax purposes, we may be treated as a PFIC for our current taxable year and in future taxable years.

Subject to the foregoing uncertainties, based on our current income and assets and the value of our ADSs and outstanding ordinary shares, we do not expect to be classified as a PFIC for our taxable year ending December 31, 2014 or in the foreseeable future. While we do not anticipate becoming a PFIC following the year of the offering, changes in the nature of our income or assets, or fluctuations in the market price of our ADSs or ordinary shares, may cause us to become a PFIC for future taxable years. In estimating the value of our goodwill and other unbooked intangibles, we have taken into account market capitalization, which may fluctuate over time. Among other factors, if our market capitalization subsequently declines, we may be or become classified as a PFIC for the current or future taxable years. Under circumstances where revenues from activities that produce passive income significantly increase relative to our revenues from activities that produce non-passive income or where we determine not to deploy significant amounts of cash for working capital or other purposes, our risk of becoming classified as a PFIC may substantially increase.

If we are classified as a PFIC for any taxable year during which a U.S. Holder holds our ADSs or ordinary shares, the PFIC tax rules discussed below under "*Passive Foreign Investment Company Rules*" generally will apply to such U.S. Holder for such taxable year and, unless the U.S. Holder makes certain elections, will apply in future years even if we cease to be a PFIC. The discussion below under "*Dividends*" and "*Sale or Other Disposition of ADSs or Ordinary Shares*" assumes that we will not be classified as a PFIC for United States federal income tax purposes.

***Dividends***

Any cash distributions (including any amount of any PRC tax withheld) paid on our ADSs or ordinary shares out of our current or accumulated earnings and profits, as determined under United States federal income tax principles, will generally be includible in the gross income of a U.S. Holder as dividend income on the day actually or constructively received by the U.S. Holder, in the case of ordinary shares, or by the depositary, in the case of ADSs. Because we do not intend to determine our earnings and profits on the basis of United States federal income tax principles, any distribution we pay will generally be treated as a "dividend" for United States federal income tax purposes. Dividends received on our ADSs or ordinary shares will not be eligible for the dividends received deduction allowed to corporations under the Code.

A non-corporate recipient will be subject to tax at the lower capital gain tax rate applicable to "qualified dividend income" on dividends paid on our ADSs, provided that certain conditions are satisfied, including that (1) our ADSs are readily tradable on an established securities market in the United States, or, in the event that we are deemed to be a PRC resident enterprise under the PRC tax law, we are eligible for the benefit of the United States-PRC income tax treaty (the "Treaty"), (2) we are neither a passive foreign investment company nor treated as such with respect to a U.S. Holder (as

Table of Contents

discussed below) for the taxable year in which the dividend was paid and the preceding taxable year, and (3) certain holding period requirements are met. Because we do not expect our ordinary shares will be listed on an established securities market, we do not believe that dividends we pay on our ordinary shares that are not represented by ADSs will meet the conditions required for such reduced tax rates, unless we are deemed to be a PRC resident enterprise (as described above). In the event that we are deemed to be a PRC resident enterprise under the PRC Enterprise Income Tax Law, a U.S. Holder may be subject to PRC taxes on dividends paid on our ADSs or ordinary shares. We may, however, be eligible for the benefits of the United States-PRC income tax treaty. If we are eligible for such benefits, dividends we pay on our ordinary shares, regardless of whether such shares are represented by the ADSs, would be eligible for the reduced rates of taxation described in the preceding paragraph.

For United States foreign tax credit purposes, dividends generally will be treated as income from foreign sources and generally will constitute passive category income. A U.S. Holder may be eligible, subject to a number of complex limitations, to claim a foreign tax credit not in excess of any applicable treaty rate in respect of any foreign withholding taxes imposed on dividends received on our ADSs or ordinary shares. A U.S. Holder who does not elect to claim a foreign tax credit for foreign tax withheld may instead claim a deduction, for United States federal income tax purposes, in respect of such withholding, but only for a year in which such holder elects to do so for all creditable foreign income taxes. The rules governing the foreign tax credit are complex. U.S. Holders are urged to consult their tax advisors regarding the availability of the foreign tax credit under their particular circumstances.

***Sale or Other Disposition of ADSs or Ordinary Shares***

A U.S. Holder will generally recognize capital gain or loss upon the sale or other disposition of ADSs or ordinary shares in an amount equal to the difference between the amount realized upon the sale or other disposition and the holder's adjusted tax basis in such ADSs or ordinary shares. Any capital gain or loss will be long-term if the ADSs or ordinary shares have been held for more than one year and will generally be United States-source gain or loss for United States foreign tax credit purposes. However, in the event that gain from the disposition of the ADSs or ordinary shares is subject to tax in the PRC because we are deemed to be a PRC resident enterprise, a U.S. Holder may be able to elect to treat such gain as PRC-source gain. The deductibility of a capital loss may be subject to limitations. U.S. Holders are urged to consult their tax advisors regarding the tax consequences if a foreign tax is imposed on a disposition of our ADSs or ordinary shares, including the availability of the foreign tax credit under their particular circumstances.

***Passive Foreign Investment Company Rules***

If we are classified as a PFIC for any taxable year during which a U.S. Holder holds our ADSs or ordinary shares, and unless the U.S. Holder makes a "mark-to-market" election (as described below), the U.S. Holder will generally be subject to special tax rules that have a penalizing effect, regardless of whether we remain a PFIC, on (i) any excess distribution that we make to the U.S. Holder (which generally means any distribution paid during a taxable year to a U.S. Holder that is greater than 125 percent of the average annual distributions paid in the three preceding taxable years or, if shorter, the U.S. Holder's holding period for the ADSs or ordinary shares), and (ii) any gain realized on the sale or other disposition, including a pledge, of ADSs or ordinary shares. Under the PFIC rules:

the excess distribution or gain will be allocated ratably over the U.S. Holder's holding period for the ADSs or ordinary shares;



Table of Contents

amounts allocated to the current taxable year and any taxable years in a U.S. Holder's holding period prior to the first taxable year in which we are classified as a PFIC (a "pre-PFIC year") will be taxable as ordinary income; and

amounts allocated to each prior taxable year, other than the current taxable year or a pre-PFIC year, will be subject to tax at the highest tax rate in effect applicable to such U.S. Holder for that year, and such amounts will be increased by an additional tax equal to interest on the resulting tax deemed deferred with respect to such years.

If we are a PFIC for any taxable year during which a U.S. Holder holds our ADSs or ordinary shares and any of our subsidiaries is also a PFIC, such U.S. Holder would be treated as owning a proportionate amount (by value) of the shares of the lower-tier PFIC for purposes of the application of these rules. U.S. Holders should consult their tax advisors regarding the application of the PFIC rules to any of our subsidiaries.

As an alternative to the foregoing rules, a U.S. Holder of "marketable stock" in a PFIC may make a mark-to-market election with respect to our ADSs, but not our ordinary shares, provided that our ADSs remained listed on NASDAQ and that the ADSs are regularly traded. We anticipate that our ADSs should qualify as being regularly traded, but no assurances may be given in this regard. If a U.S. Holder makes this election, the holder will generally (i) include as ordinary income for each taxable year that we are a PFIC the excess, if any, of the fair market value of ADSs held at the end of the taxable year over the adjusted tax basis of such ADSs and (ii) deduct as an ordinary loss the excess, if any, of the adjusted tax basis of the ADSs over the fair market value of such ADSs held at the end of the taxable year, but such deduction will only be allowed to the extent of the amount previously included in income as a result of the mark-to-market election. The U.S. Holder's adjusted tax basis in the ADSs would be adjusted to reflect any income or loss resulting from the mark-to-market election. If a U.S. Holder makes a mark-to-market election in respect of our ADSs and we cease to be a PFIC, the holder will not be required to take into account the gain or loss described above during any period that we are not classified as a PFIC. If a U.S. Holder makes a mark-to-market election, any gain such U.S. Holder recognizes upon the sale or other disposition of our ADSs in a year when we are a PFIC will be treated as ordinary income and any loss will be treated as ordinary loss, but such loss will only be treated as ordinary loss to the extent of the net amount previously included in income as a result of the mark-to-market election.

Because, as a technical matter, a mark-to-market election cannot be made for any lower-tier PFICs that we may own, a U.S. Holder may continue to be subject to the general PFIC rules described above with respect to such U.S. Holder's indirect interest in any investments held by us that are treated as an equity interest in a PFIC for United States federal income tax purposes.

A U.S. Holder that holds ADSs or ordinary shares in any year in which we are classified as a PFIC may make a "deemed sale" election with respect to such ADSs or ordinary shares in a subsequent taxable year in which we are not classified as a PFIC. If a U.S. Holder makes a valid deemed sale election with respect to such ADSs or ordinary shares, such U.S. Holder will be treated as having sold all of its ADSs or ordinary shares for their fair market value on the last day of the last taxable year in which we were a PFIC and such ADSs or ordinary shares will no longer be treated as PFIC stock. A U.S. Holder will recognize gain (but not loss), which will be subject to tax as an 'excess distribution' received on the last day of the last taxable year in which we were a PFIC. A U.S. Holder's basis in the ADSs or ordinary shares would be increased to reflect gain recognized, and such U.S. Holder's holding period would begin on the day after we ceased to be a PFIC.

The deemed sale election is only relevant to U.S. Holders that hold the ADSs or ordinary shares during a taxable year in which we cease to be a PFIC. U.S. Holders are urged to consult their tax advisors regarding the advisability of making a deemed sale election and the consequences thereof in light of the U.S. Holder's individual circumstances.

Table of Contents

We do not intend to provide information necessary for U.S. Holders to make qualified electing fund elections which, if available, would result in tax treatment different from the tax treatment for PFICs described above.

If a U.S. Holder owns our ADSs or ordinary shares during any taxable year that we are a PFIC, the holder must file an annual Internal Revenue Service Form 8621.

Each U.S. Holder is urged to consult its tax advisor concerning the United States federal income tax consequences of purchasing, holding, and disposing of ADSs or ordinary shares if we are or become classified as a PFIC, including the possibility of making a mark-to-market election and the unavailability of the qualified electing fund election.

***Medicare Tax***

An additional 3.8% tax is imposed on a portion or all of the net investment income of certain individuals with a modified adjusted gross income of over \$200,000 (or \$250,000 in the case of joint filers or \$125,000 in the case of married individuals filing separately) and on the undistributed net investment income of certain estates and trusts. For these purposes, "net investment income" generally includes interest, dividends (including dividends paid with respect to our ADSs or ordinary shares), annuities, royalties, rents, net gain attributable to the disposition of property not held in a trade or business (including net gain from the sale, exchange or other taxable disposition of an ADS or ordinary share) and certain other income, reduced by any deductions properly allocable to such income or net gain. U.S. Holders are urged to consult their tax advisors regarding the applicability of this tax to their income and gains in respect of an investment in the ADSs or ordinary shares.

***Backup Withholding and Information Reporting***

Individual U.S. Holders and certain entities may be required to submit to the IRS certain information with respect to his or her beneficial ownership of the ADSs or ordinary shares, if such ADSs or ordinary shares are not held on his or her behalf by a financial institution. This new law also imposes penalties if an individual U.S. Holder is required to submit such information to the IRS and fails to do so.

Proceeds from the sale, exchange or other disposition of, or a distribution on, the ADSs or ordinary shares may be subject to information reporting to the IRS and possible backup withholding. Backup withholding generally will not apply, however, to a U.S. Holder who furnishes a correct taxpayer identification number and makes any other required certification or who is otherwise exempt from backup withholding. U.S. Holders who are required to establish their exempt status generally must provide such certification on IRS Form W-9.

Backup withholding is not an additional tax. Any amounts withheld under the backup withholding rules generally will be allowed as a refund or a credit against a U.S. Holder's United States federal income tax liability if the required information is furnished by the U.S. Holder on a timely basis to the IRS. Each U.S. Holder is encouraged to consult its own tax advisor regarding the application of the information reporting and backup withholding rules.

Table of Contents**UNDERWRITING**

Merrill Lynch, Pierce, Fenner & Smith Incorporated and UBS Securities LLC are acting as representatives of each of the underwriters named below. Subject to the terms and conditions set forth in an underwriting agreement between us, the selling shareholders and the underwriters, the selling shareholders have agreed to sell to the underwriters, and each of the underwriters has agreed, severally and not jointly, to purchase from the selling shareholders, the number of ADSs set forth opposite its name below.

<b>Underwriter</b>	<b>Number of ADSs</b>
Merrill Lynch, Pierce, Fenner & Smith Incorporated	11,051,348
UBS Securities LLC	11,051,348
China Renaissance Securities (Hong Kong) Limited	2,080,254
Barclays Capital Inc.	1,040,126
Jefferies LLC	780,095
<b>Total</b>	<b>26,003,171</b>

Subject to the terms and conditions set forth in the underwriting agreement, the underwriters have agreed, severally and not jointly, to purchase all of the ADSs sold under the underwriting agreement if any of these ADSs are purchased. If an underwriter defaults, the underwriting agreement provides that the purchase commitments of the nondefaulting underwriters may be increased or the underwriting agreement may be terminated.

Our existing shareholder, Huang River Investment Limited, a company wholly owned by Tencent, has agreed to purchase, by itself or through its affiliates, US\$150 million of ADSs offered in this offering, and an affiliate of Tiger Global entities, also our existing shareholders, has agreed to purchase US\$47.6 million of ADSs offered in this offering, both at the offer price and on the same terms as the other ADSs being offered in the offering.

We and the selling shareholders have agreed to indemnify the underwriters against certain liabilities, including liabilities under the Securities Act, or to contribute to payments the underwriters may be required to make in respect of those liabilities.

The underwriters are offering the ADSs, subject to prior sale, when, as and if issued to and accepted by them, subject to approval of legal matters by their counsel, including the validity of the ADSs, and other conditions contained in the underwriting agreement, such as the receipt by the underwriters of officer's certificates and legal opinions. The underwriters reserve the right to withdraw, cancel or modify offers to the public and to reject orders in whole or in part.

China Renaissance Securities (Hong Kong) Limited will offer ADSs in the United States through its registered broker-dealer affiliate in the United States, China Renaissance Securities (US) Inc., acting as agent pursuant to a Rule 15a-6 agreement.

**Commissions and Discounts**

The representatives have advised us that the underwriters propose initially to offer the ADSs to the public at the public offering price set forth on the cover page of this prospectus and to dealers at that price less a concession not in excess of US\$0.2499 per share. After the initial offering, the public offering price, concession or any other term of the offering may be changed.

## Edgar Filing: DILLARD ALEX - Form 4

### Table of Contents

The following table shows the public offering price, underwriting discount and proceeds before expenses to the selling shareholders.

	Per ADS		Total	
Public offering price	US\$	23.80	US\$	618,875,470
Underwriting discount	US\$	0.4165	US\$	10,830,321
Proceeds, before expenses, to shareholders	US\$	23.3835	US\$	608,045,149

### **No Sales of Similar Securities**

We, Max Smart Limited, a company wholly owned by Mr. Richard Qiangdong Liu, our founder, chairman and chief executive officer, Tiger Global entities, the Hillhouse Vehicle, certain DST Global funds and Best Alliance International Holdings Limited have agreed with the underwriters not to sell or transfer any ordinary shares or securities convertible into, exchangeable for, exercisable for, or repayable with ordinary shares, for 90 days after the date of this prospectus without first obtaining the written consent of the representatives of the underwriters. In addition, Huang River Investment Limited, a company wholly owned by Tencent, will continue to be subject to the lock-up obligations in connection with its investment in our company pursuant to which it has agreed not to sell or transfer any of our shares it holds as of the date of this prospectus during the three-year period commencing from March 10, 2014, subject to limited exceptions.

As a result of the foregoing, our top six shareholders have entered into lock-up agreements, with 1,797,888,850 ordinary shares (excluding such shares specifically carved out as set forth below), in the form of ADSs or otherwise, subject to the restrictions described in this section (subject to limited exceptions), representing 65.1% of our total issued and outstanding shares prior to the completion of this offering.

Notwithstanding the lock-up restrictions described in this section:

Certain Tiger Global entities may distribute up to 21,595,712 ordinary shares (in the form of ADSs or otherwise) to their respective direct and indirect shareholders. Shares distributed to direct and indirect shareholders will not be subject to the lock-up restrictions described in this section.

66,428,666 ordinary shares (in the form of ADSs or otherwise) owned by the Hillhouse Vehicle will not be subject to the lock-up restrictions described in this section.

41,059,672 ordinary shares (in the form of ADSs or otherwise) owned by Best Alliance International Holdings Limited will not be subject to the lock-up restrictions described in this section.

Certain DST Global funds that are not selling shareholders, representing 155,134,363 ordinary shares (in the form of ADSs or otherwise), will not be subject to the lock-up restrictions described in this section and may potentially distribute such shares.

Max Smart Limited may pledge or create other security interest over the ordinary shares it holds to secure any of its or its affiliates' payment obligations, and dispose of such securities in connection with any collateral enforcement actions.

Specifically, subject to limited exceptions, we and these other persons have agreed not to directly or indirectly:

offer, pledge, sell or contract to sell any ordinary shares and ADSs;

sell any option or contract to purchase any ordinary shares and ADSs;

purchase any option or contract to sell any ordinary shares and ADSs;

grant any option, right or warrant for the sale of any ordinary shares and ADSs;



Table of Contents

lend or otherwise dispose of or transfer any ordinary shares and ADSs;

request or demand that we file a registration statement related to the ordinary shares and ADSs; or

enter into any swap or other agreement that transfers, in whole or in part, the economic consequence of ownership of any ordinary shares and ADSs whether any such swap or transaction is to be settled by delivery of ADSs or other securities, in cash or otherwise.

These lock-up provisions apply to ordinary shares, ADSs and to securities convertible into or exchangeable or exercisable for or repayable with ordinary shares and ADSs. They also apply to ordinary shares and ADSs owned now or acquired later by the person executing the agreement or for which the person executing the agreement later acquires the power of disposition.

**NASDAQ Listing**

Our ADSs are listed on NASDAQ under the symbol "JD."

The underwriters do not expect to sell more than 5% of the ADSs in the aggregate to accounts over which they exercise discretionary authority.

**Price Stabilization, Short Positions and Penalty Bids**

Until the distribution of the ADSs is completed, SEC rules may limit underwriters and selling group members from bidding for and purchasing our ADSs. However, the representatives may engage in transactions that stabilize the price of the ADSs, such as bids or purchases to peg, fix or maintain that price.

In connection with the offering, the underwriters may purchase and sell our ADSs in the open market. These transactions may include short sales, purchases on the open market to cover positions created by short sales and stabilizing transactions. Short sales involve the sale by the underwriters of a greater number of ADSs than they are required to purchase in the offering. "Covered" short sales are sales made in an amount not greater than the underwriters' option to purchase additional ADSs, if any. The underwriters may close out any covered short position by either exercising their option to purchase additional ADSs, if any or purchasing ADSs in the open market. In determining the source of ADSs to close out the covered short position, the underwriters will consider, among other things, the price of ADSs available for purchase in the open market as compared to the price at which they may purchase ADSs through the option granted to them, if any. "Naked" short sales are sales in excess of such option. The underwriters must close out any naked short position by purchasing ADSs in the open market. A naked short position is more likely to be created if the underwriters are concerned that there may be downward pressure on the price of our ADSs in the open market after pricing that could adversely affect investors who purchase in the offering. Stabilizing transactions consist of various bids for or purchases of ADSs made by the underwriters in the open market prior to the completion of the offering.

The underwriters may also impose a penalty bid. This occurs when a particular underwriter repays to the underwriters a portion of the underwriting discount received by it because the representatives have repurchased ADSs sold by or for the account of such underwriter in stabilizing or short covering transactions.

Similar to other purchase transactions, the underwriters' purchases to cover the syndicate short sales may have the effect of raising or maintaining the market price of our ADSs or preventing or retarding a decline in the market price of our ADSs. As a result, the price of our ADSs may be higher than the price that might otherwise exist in the open market. The underwriters may conduct these transactions on NASDAQ, in the over-the-counter market or otherwise.

Table of Contents

Neither we nor any of the underwriters make any representation or prediction as to the direction or magnitude of any effect that the transactions described above may have on the price of our ADSs. In addition, neither we nor any of the underwriters make any representation that the representatives will engage in these transactions or that these transactions, once commenced, will not be discontinued without notice.

The address of Merrill Lynch, Pierce, Fenner & Smith Incorporated is One Bryant Park, New York, New York 10036, United States of America. The address of UBS Securities LLC is 299 Park Avenue, New York, New York 10171, United States of America.

**Electronic Distribution**

In connection with the offering, certain of the underwriters or securities dealers may distribute prospectuses by electronic means, such as e-mail.

**Other Relationships**

Some of the underwriters and their affiliates have engaged in, and may in the future engage in, investment banking and other commercial dealings in the ordinary course of business with us or our affiliates. They have received, or may in the future receive, customary fees and commissions for these transactions.

In addition, in the ordinary course of their business activities, the underwriters and their affiliates may make or hold a broad array of investments and actively trade debt and equity securities (or related derivative securities) and financial instruments (including bank loans) for their own account and for the accounts of their customers. Such investments and securities activities may involve securities and/or instruments of ours or our affiliates. The underwriters and their affiliates may also make investment recommendations and/or publish or express independent research views in respect of such securities or financial instruments and may hold, or recommend to clients that they acquire, long and/or short positions in such securities and instruments.

**Notice to Prospective Investors in the European Economic Area**

In relation to each Member State of the European Economic Area (each, a "Relevant Member State"), no offer of ADSs may be made to the public in that Relevant Member State other than:

- A. to any legal entity which is a qualified investor as defined in the Prospectus Directive;
- B. to fewer than 100 or, if the Relevant Member State has implemented the relevant provision of the 2010 PD Amending Directive, 150, natural or legal persons (other than qualified investors as defined in the Prospectus Directive), as permitted under the Prospectus Directive, subject to obtaining the prior consent of the representatives; or
- C. in any other circumstances falling within Article 3(2) of the Prospectus Directive,  
  
provided that no such offer of ADSs shall require us or the representatives to publish a prospectus pursuant to Article 3 of the Prospectus Directive or supplement a prospectus pursuant to Article 16 of the Prospectus Directive.

Each person in a Relevant Member State who initially acquires any ADSs or to whom any offer is made will be deemed to have represented, acknowledged and agreed that it is a "qualified investor" within the meaning of the law in that Relevant Member State implementing Article 2(1)(e) of the Prospectus Directive. In the case of any ADSs being offered to a financial intermediary as that term is used in Article 3(2) of the Prospectus Directive, each such financial intermediary will be deemed to have represented, acknowledged and agreed that the ADSs acquired by it in the offer have not been acquired on a non-discretionary basis on behalf of, nor have they been acquired with a view to their offer or resale to, persons in circumstances which may give rise to an offer of any ADSs to the

Table of Contents

public other than their offer or resale in a Relevant Member State to qualified investors as so defined or in circumstances in which the prior consent of the representatives has been obtained to each such proposed offer or resale.

We, the representatives and their affiliates will rely upon the truth and accuracy of the foregoing representations, acknowledgements and agreements.

This prospectus has been prepared on the basis that any offer of ADSs in any Relevant Member State will be made pursuant to an exemption under the Prospectus Directive from the requirement to publish a prospectus for offers of ADSs. Accordingly any person making or intending to make an offer in that Relevant Member State of ADSs which are the subject of the offering contemplated in this prospectus may only do so in circumstances in which no obligation arises for us or any of the underwriters to publish a prospectus pursuant to Article 3 of the Prospectus Directive in relation to such offer. Neither we nor the underwriters have authorized, nor do they authorize, the making of any offer of ADSs in circumstances in which an obligation arises for us or the underwriters to publish a prospectus for such offer.

For the purpose of the above provisions, the expression "an offer to the public" in relation to any ADSs in any Relevant Member State means the communication in any form and by any means of sufficient information on the terms of the offer and the ADSs to be offered so as to enable an investor to decide to purchase or subscribe the ADSs, as the same may be varied in the Relevant Member State by any measure implementing the Prospectus Directive in the Relevant Member State and the expression "Prospectus Directive" means Directive 2003/71/EC (including the 2010 PD Amending Directive, to the extent implemented in the Relevant Member States) and includes any relevant implementing measure in the Relevant Member State and the expression "2010 PD Amending Directive" means Directive 2010/73/EU.

**Notice to Prospective Investors in the United Kingdom**

In addition, in the United Kingdom, this document is being distributed only to, and is directed only at, and any offer subsequently made may only be directed at persons who are "qualified investors" (as defined in the Prospectus Directive) (i) who have professional experience in matters relating to investments falling within Article 19 (5) of the Financial Services and Markets Act 2000 (Financial Promotion) Order 2005, as amended (the "Order") and/or (ii) who are high net worth companies (or persons to whom it may otherwise be lawfully communicated) falling within Article 49(2)(a) to (d) of the Order (all such persons together being referred to as "relevant persons"). This document must not be acted on or relied on in the United Kingdom by persons who are not relevant persons. In the United Kingdom, any investment or investment activity to which this document relates is only available to, and will be engaged in with, relevant persons.

**Notice to Prospective Investors in Switzerland**

The ADSs may not be publicly offered in Switzerland and will not be listed on the SIX Swiss Exchange ("SIX") or on any other stock exchange or regulated trading facility in Switzerland. This document has been prepared without regard to the disclosure standards for issuance prospectuses under art. 652a or art. 1156 of the Swiss Code of Obligations or the disclosure standards for listing prospectuses under art. 27 ff. of the SIX Listing Rules or the listing rules of any other stock exchange or regulated trading facility in Switzerland. Neither this document nor any other offering or marketing material relating to the ADSs or the offering may be publicly distributed or otherwise made publicly available in Switzerland.

Neither this document nor any other offering or marketing material relating to the offering, us, the ADSs have been or will be filed with or approved by any Swiss regulatory authority. In particular, this document will not be filed with, and the offer of ADSs will not be supervised by, the Swiss Financial Market Supervisory Authority FINMA (FINMA), and the offer of ADSs has not been and



Table of Contents

will not be authorized under the Swiss Federal Act on Collective Investment Schemes ("CISA"). The investor protection afforded to acquirers of interests in collective investment schemes under the CISA does not extend to acquirers of ADSs.

**Notice to Prospective Investors in the Dubai International Financial Centre**

This prospectus relates to an Exempt Offer in accordance with the Offered Securities Rules of the Dubai Financial Services Authority ("DFSA"). This prospectus is intended for distribution only to persons of a type specified in the Offered Securities Rules of the DFSA. It must not be delivered to, or relied on by, any other person. The DFSA has no responsibility for reviewing or verifying any documents in connection with Exempt Offers. The DFSA has not approved this prospectus nor taken steps to verify the information set forth herein and has no responsibility for the prospectus. The ADSs to which this prospectus relates may be illiquid and/or subject to restrictions on their resale. Prospective purchasers of the ADSs offered should conduct their own due diligence on the ADSs. If you do not understand the contents of this prospectus you should consult an authorized financial advisor.

**Notice to Prospective Investors in Australia**

No placement document, prospectus, product disclosure statement or other disclosure document has been lodged with the Australian Securities and Investments Commission ("ASIC"), in relation to the offering. This prospectus does not constitute a prospectus, product disclosure statement or other disclosure document under the Corporations Act 2001 (the "Corporations Act"), and does not purport to include the information required for a prospectus, product disclosure statement or other disclosure document under the Corporations Act.

Any offer in Australia of the ADSs may only be made to persons (the "Exempt Investors") who are "sophisticated investors" (within the meaning of section 708(8) of the Corporations Act), "professional investors" (within the meaning of section 708(11) of the Corporations Act) or otherwise pursuant to one or more exemptions contained in section 708 of the Corporations Act so that it is lawful to offer the ADSs without disclosure to investors under Chapter 6D of the Corporations Act.

The ADSs applied for by Exempt Investors in Australia must not be offered for sale in Australia in the period of 12 months after the date of allotment under the offering, except in circumstances where disclosure to investors under Chapter 6D of the Corporations Act would not be required pursuant to an exemption under section 708 of the Corporations Act or otherwise or where the offer is pursuant to a disclosure document which complies with Chapter 6D of the Corporations Act. Any person acquiring ADSs must observe such Australian on-sale restrictions.

This prospectus contains general information only and does not take account of the investment objectives, financial situation or particular needs of any particular person. It does not contain any securities recommendations or financial product advice. Before making an investment decision, investors need to consider whether the information in this prospectus is appropriate to their needs, objectives and circumstances, and, if necessary, seek expert advice on those matters.

**Notice to Prospective Investors in Hong Kong**

The ADSs have not been offered or sold and will not be offered or sold in Hong Kong, by means of any document, other than (a) to "professional investors" as defined in the Securities and Futures Ordinance (Cap. 571) of Hong Kong and any rules made under that Ordinance; or (b) in other circumstances which do not result in the document being a "prospectus" as defined in the Companies Ordinance (Cap. 32) of Hong Kong or which do not constitute an offer to the public within the meaning of that Ordinance. No advertisement, invitation or document relating to the ADSs has been or may be issued or has been or may be in the possession of any person for the purposes of issue, whether in Hong Kong or elsewhere, which is directed at, or the contents of which are likely to be accessed or read by, the public of Hong Kong (except if permitted to do so under the securities laws of

Table of Contents

Hong Kong) other than with respect to ADSs which are or are intended to be disposed of only to persons outside Hong Kong or only to "professional investors" as defined in the Securities and Futures Ordinance and any rules made under that Ordinance.

**Notice to Prospective Investors in Japan**

The ADSs have not been and will not be registered under the Financial Instruments and Exchange Law of Japan (Law No. 25 of 1948, as amended) and, accordingly, will not be offered or sold, directly or indirectly, in Japan, or for the benefit of any Japanese Person or to others for re-offering or resale, directly or indirectly, in Japan or to any Japanese Person, except in compliance with all applicable laws, regulations and ministerial guidelines promulgated by relevant Japanese governmental or regulatory authorities in effect at the relevant time. For the purposes of this paragraph, "Japanese Person" shall mean any person resident in Japan, including any corporation or other entity organized under the laws of Japan.

**Notice to Prospective Investors in Singapore**

This prospectus has not been registered as a prospectus with the Monetary Authority of Singapore. Accordingly, this prospectus and any other document or material in connection with the offer or sale, or invitation for subscription or purchase, of the ADSs may not be circulated or distributed, nor may the ADSs be offered or sold, or be made the subject of an invitation for subscription or purchase, whether directly or indirectly, to persons in Singapore other than (i) to an institutional investor under Section 274 of the Securities and Futures Act, Chapter 289 of Singapore (the "SFA"), (ii) to a relevant person pursuant to Section 275(1), or any person pursuant to Section 275(1A), and in accordance with the conditions specified in Section 275, of the SFA, or (iii) otherwise pursuant to, and in accordance with the conditions of, any other applicable provision of the SFA.

Where the ADSs are subscribed or purchased under Section 275 of the SFA by a relevant person which is:

- (a) a corporation (which is not an accredited investor (as defined in Section 4A of the SFA)) the sole business of which is to hold investments and the entire share capital of which is owned by one or more individuals, each of whom is an accredited investor; or
- (b) a trust (where the trustee is not an accredited investor) whose sole purpose is to hold investments and each beneficiary of the trust is an individual who is an accredited investor,

securities (as defined in Section 239(1) of the SFA) of that corporation or the beneficiaries' rights and interest (howsoever described) in that trust shall not be transferred within six months after that corporation or that trust has acquired the ADSs pursuant to an offer made under Section 275 of the SFA except:

- (a) to an institutional investor or to a relevant person defined in Section 275(2) of the SFA, or to any person arising from an offer referred to in Section 275(1A) or Section 276(4)(i)(B) of the SFA;
- (b) where no consideration is or will be given for the transfer;
- (c) where the transfer is by operation of law;
- (d) as specified in Section 276(7) of the SFA; or
- (e) as specified in Regulation 32 of the Securities and Futures (Offers of Investments) (ADSs and Debentures) Regulations 2005 of Singapore.

Table of Contents**EXPENSES RELATED TO THIS OFFERING**

Set forth below is an itemization of the total expenses that we expect to incur in connection with this offering. With the exception of the SEC registration fee, the Financial Industry Regulatory Authority, or FINRA, filing fee, and the NASDAQ listing fee, all amounts are estimates.

SEC Registration Fee	US\$69,629
FINRA Fee	93,331
NASDAQ Listing Fee	7,500
Printing and Engraving Expenses	65,000
Legal Fees and Expenses	350,000
Accounting Fees and Expenses	453,263
Miscellaneous	50,000
Total	US\$1,088,723

Table of Contents

**LEGAL MATTERS**

We are being represented by Skadden, Arps, Slate, Meagher & Flom LLP with respect to certain legal matters as to United States federal securities and New York State law. The underwriters are being represented by Davis Polk & Wardwell LLP with respect to certain legal matters as to United States federal securities and New York State law. The validity of the ordinary shares represented by the ADSs offered in this offering will be passed upon for us by Maples and Calder. Certain legal matters as to PRC law will be passed upon for us by Zhong Lun Law Firm and for the underwriters by Jun He Law Offices. Skadden, Arps, Slate, Meagher & Flom LLP may rely upon Maples and Calder with respect to matters governed by Cayman Islands law and Zhong Lun Law Firm with respect to matters governed by PRC law. Davis Polk & Wardwell LLP may rely upon Jun He Law Offices with respect to matters governed by PRC law.

Table of Contents

**EXPERTS**

The financial statements as of December 31, 2011, 2012 and 2013 and for each of the three years in the period ended December 31, 2013 included in this prospectus have been so included in reliance on the report of PricewaterhouseCoopers Zhong Tian LLP, an independent registered public accounting firm, given on the authority of said firm as experts in auditing and accounting.

The registered business address of PricewaterhouseCoopers Zhang Tian LLP is 6/F DBS Bank Tower, 1318, Lu Jia Zui Ring Road, Pudong New Area, Shanghai, People's Republic of China.

The combined financial statements of Combined Platform Business as of December 31, 2011, 2012 and 2013 and for each of the three years in the period ended December 31, 2013 included in this prospectus have been so included in reliance on the report of PricewaterhouseCoopers, an independent auditor, given on the authority of said firm as experts in auditing and accounting.

The registered business address of PricewaterhouseCoopers is 22nd Floor, Prince's Building, Central, Hong Kong.

Table of Contents

**WHERE YOU CAN FIND ADDITIONAL INFORMATION**

We have filed a registration statement, including relevant exhibits, with the SEC on Form F-1 under the Securities Act with respect to the underlying ordinary shares represented by the ADSs to be sold in this offering. We have also filed a related registration statement on Form F-6 with the SEC to register the ADSs. This prospectus, which constitutes a part of the registration statement on Form F-1, does not contain all of the information contained in the registration statement. You should read our registration statements and their exhibits and schedules for further information with respect to us and our ADSs.

We are subject to periodic reporting and other informational requirements of the Exchange Act as applicable to foreign private issuers, and are required to file reports, including annual reports on Form 20-F, and other information with the SEC. All information filed with the SEC can be obtained over the internet at the SEC's website at [www.sec.gov](http://www.sec.gov) or inspected and copied at the public reference facilities maintained by the SEC at 100 F Street, N.E., Washington, D.C. 20549. You can request copies of documents, upon payment of a duplicating fee, by writing to the SEC.

Table of Contents

**JD.COM, INC.**

**INDEX TO CONSOLIDATED FINANCIAL STATEMENTS**

	<b>Page(s)</b>
<u>Report of Independent Registered Public Accounting Firm</u>	<u>F-2</u>
<u>Consolidated Balance Sheets as of December 31, 2011, 2012 and 2013</u>	<u>F-3 ~ F-4</u>
<u>Consolidated Statements of Operations and Comprehensive Loss for the years ended December 31, 2011, 2012 and 2013</u>	<u>F-5</u>
<u>Consolidated Statements of Cash Flows for the years ended December 31, 2011, 2012 and 2013</u>	<u>F-6</u>
<u>Consolidated Statements of Changes in Shareholders' Equity for the years ended December 31, 2011, 2012 and 2013</u>	<u>F-7</u>
<u>Notes to Consolidated Financial Statements</u>	<u>F-8 ~ F-65</u>

F-1

---

Table of Contents

**Report of Independent Registered Public Accounting Firm**

To the Board of Directors and Shareholders of JD.com, Inc.:

In our opinion, the accompanying consolidated balance sheets and the related consolidated statements of operations and comprehensive loss, of changes in shareholders' equity and of cash flows present fairly, in all material respects, the financial position of JD.com, Inc. and its subsidiaries (collectively, the "Group") at December 31, 2011, 2012 and 2013, and the results of their operations and their cash flows for each of the three years in the period ended December 31, 2013 in conformity with accounting principles generally accepted in the United States of America. These financial statements are the responsibility of the Group's management. Our responsibility is to express an opinion on these financial statements based on our audits. We conducted our audits of these statements in accordance with the standards of the Public Company Accounting Oversight Board (United States). Those standards require that we plan and perform the audit to obtain reasonable assurance about whether the financial statements are free of material misstatement. An audit includes examining, on a test basis, evidence supporting the amounts and disclosures in the financial statements, assessing the accounting principles used and significant estimates made by management, and evaluating the overall financial statement presentation. We believe that our audits provide a reasonable basis for our opinion.

/s/ PricewaterhouseCoopers Zhong Tian LLP  
Beijing, the People's Republic of China

March 19, 2014

F-2

---



Table of Contents

## JD.com, Inc.

## CONSOLIDATED BALANCE SHEETS

As of December 31, 2011, 2012 and 2013

(All amounts in thousands, except for share and per share data)

	2011	2012	As of December 31,		2013	2013
			RMB	RMB		
<b>ASSETS</b>						
<b>Current assets</b>						
Cash and cash equivalents	6,288,777	7,177,294	10,812,339	1,786,071	10,812,339	1,786,071
Restricted cash	289,971	1,920,130	1,887,387	311,774	1,887,387	311,774
Short-term investments		1,080,000	1,903,224	314,390	1,903,224	314,390
Accounts receivable, net	245,534	479,138	502,089	82,939	502,089	82,939
Advance to suppliers	168,397	109,765	769,765	127,156	769,765	127,156
Inventories, net	2,763,587	4,753,829	6,386,155	1,054,918	6,386,155	1,054,918
Prepayments and other current assets	124,594	159,418	219,102	36,193	219,102	36,193
Amount due from related party	1,500					
<b>Total current assets</b>	<b>9,882,360</b>	<b>15,679,574</b>	<b>22,480,061</b>	<b>3,713,441</b>	<b>22,480,061</b>	<b>3,713,441</b>
<b>Non-current assets</b>						
Equity investments	840	2,840	36,502	6,030	36,502	6,030
Property, equipment and software, net	320,476	639,334	1,024,428	169,223	1,024,428	169,223
Construction in progress		361,913	1,237,644	204,444	1,237,644	204,444
Intangible assets, net	2,381	229,793	215,802	35,648	215,802	35,648
Land use rights, net	96,565	528,001	598,853	98,923	598,853	98,923
Goodwill		14,649	14,649	2,420	14,649	2,420
Other non-current assets	276,347	429,950	401,873	66,385	401,873	66,385
<b>Total non-current assets</b>	<b>696,609</b>	<b>2,206,480</b>	<b>3,529,751</b>	<b>583,073</b>	<b>3,529,751</b>	<b>583,073</b>
<b>Total assets</b>	<b>10,578,969</b>	<b>17,886,054</b>	<b>26,009,812</b>	<b>4,296,514</b>	<b>26,009,812</b>	<b>4,296,514</b>
<b>LIABILITIES</b>						
<b>Current liabilities</b> (including amounts of the consolidated VIEs and VIEs' subsidiaries without recourse to the primary beneficiaries of RMB 432,291, RMB 680,697 and RMB 952,566 as of December 31, 2011, 2012 and 2013, respectively. Note 1)						
Short-term bank loans		867,399	932,826	154,092	932,826	154,092
Accounts payable	3,636,101	8,096,753	11,018,865	1,820,187	11,018,865	1,820,187

Edgar Filing: DILLARD ALEX - Form 4

Advance from customers	286,275	896,880	2,055,625	339,565	2,055,625	339,565
Deferred revenues	61,017	105,269	208,527	34,446	208,527	34,446
Taxes payable	88,874	165,305	278,256	45,965	278,256	45,965
Amount due to related party	1,428	4,885				
Accrued expenses and other current liabilities	571,440	1,340,878	2,269,798	374,944	2,269,798	374,944
Deferred tax liabilities		6,127	6,087	1,006	6,087	1,006
<b>Total current liabilities</b>	<b>4,645,135</b>	<b>11,483,496</b>	<b>16,769,984</b>	<b>2,770,205</b>	<b>16,769,984</b>	<b>2,770,205</b>
<b>Total liabilities</b>	<b>4,645,135</b>	<b>11,483,496</b>	<b>16,769,984</b>	<b>2,770,205</b>	<b>16,769,984</b>	<b>2,770,205</b>

The accompanying notes are an integral part of these consolidated financial statements.

F-3

Table of Contents

## JD.com, Inc.

## CONSOLIDATED BALANCE SHEETS

As of December 31, 2011, 2012 and 2013

(All amounts in thousands, except for share and per share data)

	As of December 31,					
	2011	2012	2013		2013	
	RMB	RMB	RMB	US\$ Note 2(e)	RMB Pro-forma (Note 29)	US\$ Note 2(e) (unaudited)
<b>Commitments and contingencies (Note 27)</b>						
<b>MEZZANINE EQUITY</b>						
<b>Series C convertible redeemable preferred shares</b> (US\$0.00002 par value; 258,316,305 shares authorized, issued and outstanding as of December 31, 2011, 2012 and 2013; Redemption value of RMB 10,789,686, RMB 7,788,910 and RMB 7,918,251 as of December 31, 2011, 2012 and 2013, respectively; Liquidation value of RMB 1,260,180, RMB 1,257,100 and RMB 1,219,380 as of December 31, 2011, 2012 and 2013, respectively; None issued and outstanding on a pro-forma basis as of December 31, 2013 (unaudited).)	3,150,443	4,737,897	7,173,263	1,184,939		
<b>SHAREHOLDERS' EQUITY:</b>						
<b>Series A and A-1 convertible preferred shares</b> (US\$0.00002 par value; 221,360,925 shares authorized, 191,894,000 shares issued and outstanding as of December 31, 2011, 2012 and 2013; None issued and outstanding on a pro-forma basis as of December 31, 2013 (unaudited).)	255,850	255,850	255,850	42,263		
<b>Series B convertible preferred shares</b> (US\$0.00002 par value; 84,786,405 shares authorized, issued and outstanding as of December 31, 2011, 2012 and 84,786,405 shares authorized, 59,539,244 shares issued and outstanding as of December 31, 2013; None issued and outstanding on a pro-forma basis as of December 31, 2013 (unaudited).)	126,417	126,417	88,241	14,576		
<b>Ordinary shares</b> (US\$0.00002 par value, 1,935,536,365 shares authorized, 1,211,469,630 shares issued and 1,162,790,555 shares outstanding as of December 31, 2011, and 1,935,536,365 shares authorized, 1,358,540,331 shares issued and 1,320,456,845 shares outstanding as of December 31, 2012, and 2,435,536,365 shares authorized, 1,502,933,134 shares issued and 1,463,654,092 shares outstanding as of December 31, 2013, and 1,536,267,394 Class A ordinary shares issued and outstanding, 476,415,289 Class B ordinary shares issued and 437,136,247 Class B ordinary shares outstanding on a pro-forma basis as of December 31, 2013 (unaudited).)	163	182	199	33	261	43
Additional paid-in capital	5,025,325	5,654,991	6,251,869	1,032,735	13,806,732	2,280,710
Statutory reserves		1,838	2,648	437	2,648	437
Treasury stock	(11,712)	(7,781)				
Warrants	15,327					
Accumulated deficit	(2,481,604)	(4,212,915)	(4,263,624)	(704,301)	(4,301,195)	(710,508)
Accumulated other comprehensive loss	(146,375)	(153,921)	(268,618)	(44,373)	(268,618)	(44,373)
<b>Total shareholders' equity</b>	2,783,391	1,664,661	2,066,565	341,370	9,239,828	1,526,309
<b>Total liabilities, mezzanine equity and shareholders' equity</b>	10,578,969	17,886,054	26,009,812	4,296,514	26,009,812	4,296,514

The accompanying notes are an integral part of these consolidated financial statements.

F-4

---

Table of Contents

## JD.com, Inc.

## CONSOLIDATED STATEMENTS OF OPERATIONS AND COMPREHENSIVE LOSS

For the years ended December 31, 2011, 2012 and 2013

(All amounts in thousands, except for share and per share data)

	For the year ended December 31,			US\$ Note 2(e)
	2011	2012	2013	
	RMB	RMB	RMB	
<b>Net revenues</b>				
Online direct sales	20,888,011	40,334,551	67,017,977	11,070,582
Services and others	240,948	1,045,970	2,321,835	383,539
<b>Total net revenues</b>	21,128,959	41,380,521	69,339,812	11,454,121
<b>Operating expenses</b>				
Cost of revenues	(19,976,528)	(37,898,387)	(62,495,538)	(10,323,527)
Fulfillment	(1,515,245)	(3,061,024)	(4,108,939)	(678,748)
Marketing	(479,325)	(1,096,765)	(1,590,171)	(262,678)
Technology and content	(239,923)	(636,346)	(963,653)	(159,184)
General and administrative	(321,981)	(639,097)	(760,338)	(125,599)
<b>Total operating expenses</b>	(22,533,002)	(43,331,619)	(69,918,639)	(11,549,736)
<b>Loss from operations</b>	(1,404,043)	(1,951,098)	(578,827)	(95,615)
<b>Other income/(expense)</b>				
Interest income	56,098	175,751	343,770	56,787
Interest expense		(8,324)	(8,437)	(1,394)
Others, net	64,200	60,325	193,555	31,973
<b>Loss before tax</b>	(1,283,745)	(1,723,346)	(49,939)	(8,249)
Income tax expenses		(6,127)	40	7
<b>Net loss</b>	(1,283,745)	(1,729,473)	(49,899)	(8,242)
Preferred shares redemption value accretion	(1,660,619)	(1,587,454)	(2,435,366)	(402,294)

Edgar Filing: DILLARD ALEX - Form 4

<b>Net loss attributable to holders of permanent equity securities</b>	(2,944,364)	(3,316,927)	(2,485,265)	(410,536)
<b>Net loss</b>	(1,283,745)	(1,729,473)	(49,899)	(8,242)
<b>Other comprehensive loss:</b>				
Foreign currency translation adjustments	(141,493)	(7,546)	(137,921)	(22,783)
<b>Net change in unrealized gains on available-for-sale securities:</b>				
Unrealized gains, nil of tax			96,501	15,941
Reclassification adjustment for gains included in "interest income", nil of tax			(73,277)	(12,105)
Net unrealized gains on available-for-sale securities			23,224	3,836
<b>Total other comprehensive loss</b>	(141,493)	(7,546)	(114,697)	(18,947)
<b>Comprehensive loss</b>	(1,425,238)	(1,737,019)	(164,596)	(27,189)
<b>Net loss per share of permanent equity securities</b>				
Basic	(2.23)	(2.18)	(1.47)	(0.24)
Diluted	(2.23)	(2.18)	(1.47)	(0.24)
<b>Weighted average number of permanent equity securities</b>				
Basic	1,322,840,034	1,523,639,783	1,694,495,048	1,694,495,048
Diluted	1,322,840,034	1,523,639,783	1,694,495,048	1,694,495,048
<b>Share-based compensation expenses included in:</b>				
Fulfillment	(37,734)	(77,393)	(81,013)	(13,382)
Marketing	(6,131)	(8,979)	(8,741)	(1,444)
Technology and content	(1,124)	(25,176)	(33,269)	(5,496)
General and administrative	(25,975)	(113,491)	(138,150)	(22,821)

The accompanying notes are an integral part of these consolidated financial statements.

Table of Contents

## JD.com, Inc.

## CONSOLIDATED STATEMENTS OF CASH FLOWS

For the years ended December 31, 2011, 2012 and 2013

(All amounts in thousands, except for share and per share data)

	For the year ended December 31,			
	2011	2012	2013	US\$
	RMB	RMB	RMB	Note 2(e)
<b>Cash flows from operating activities:</b>				
Net loss	(1,283,745)	(1,729,473)	(49,899)	(8,242)
Adjustments to reconcile net loss to net cash (used in)/ provided by operating activities:				
Depreciation and amortization	73,946	185,730	293,141	48,423
Share-based compensation	70,964	225,039	261,173	43,143
Allowance for doubtful accounts	17,921	(2,406)	(107)	(18)
Loss from disposal of property, equipment and software	6,834	10,982	22,726	3,754
Non-cash marketing services contributed by certain shareholder			24,682	4,077
Deferred income tax		6,127	(40)	(7)
Investment loss			309	51
Foreign exchange gains	(41,309)	(13,762)	(92,761)	(15,323)
Changes in operating assets and liabilities:				
Accounts receivable	(183,848)	(226,931)	(22,844)	(3,774)
Restricted cash	(25,063)	(628,358)	577,743	95,436
Inventories	(1,684,694)	(1,989,996)	(1,632,326)	(269,641)
Advance to suppliers	(109,288)	58,651	(660,000)	(109,024)
Prepayments and other current assets	(76,655)	(30,292)	(59,684)	(9,859)
Amount due from related party		1,500		
Other non-current assets	(14,663)	(101,350)	(78,644)	(12,991)
Accounts payable	2,420,088	4,155,911	2,687,361	443,920
Advance from customers	215,990	604,053	1,158,745	191,411
Deferred revenues	41,131	44,252	103,258	17,057
Taxes payable	72,532	76,220	112,951	18,658
Accrued expenses and other current liabilities	412,040	754,298	928,920	153,447
Amount due to related party	1,428	3,457	(4,885)	(807)
<b>Net cash (used in)/provided by operating activities</b>	<b>(86,391)</b>	<b>1,403,652</b>	<b>3,569,819</b>	<b>589,691</b>
<b>Cash flows from investing activities:</b>				
Purchase of short term investments	(300,000)	(2,590,000)	(9,966,200)	(1,646,299)
Maturity of short term investments	300,000	510,000	9,166,200	1,514,148
Deposits for capital verification			(545,000)	(90,027)
Cash paid for equity investments	(840)	(2,000)	(35,133)	(5,804)
Cash received from disposal of equity investment			1,162	192
Purchase of property, equipment and software	(288,545)	(497,312)	(439,881)	(72,663)
Cash paid for construction in progress		(136,122)	(737,411)	(121,812)
Purchase of intangible assets	(4,635)	(45,300)	(10,237)	(1,691)
Purchase of office building	(161,400)	(100,000)		
Purchase of land use rights	(168,830)	(369,001)	(104,552)	(17,271)
Cash paid for business combination, net of cash acquired		(139,719)		
<b>Net cash used in investing activities</b>	<b>(624,250)</b>	<b>(3,369,454)</b>	<b>(2,671,052)</b>	<b>(441,227)</b>

Edgar Filing: DILLARD ALEX - Form 4

<b>Cash flows from financing activities:</b>				
Proceeds from issuance of ordinary shares, net	6,248,610	1,571,431	2,720,076	449,325
Proceeds from exercise of Warrants-C		410,164		
Repurchase of ordinary shares	(11,712)			
Proceeds from short-term bank loans		872,036	940,216	155,313
Repayment of short-term bank loan			(865,108)	(142,906)
<b>Net cash provided by financing activities</b>	<b>6,236,898</b>	<b>2,853,631</b>	<b>2,795,184</b>	<b>461,732</b>
Effect of exchange rate changes on cash and cash equivalents	(107,439)	688	(58,906)	(9,730)
<b>Net increase in cash and cash equivalents</b>	<b>5,418,818</b>	<b>888,517</b>	<b>3,635,045</b>	<b>600,466</b>
Cash and cash equivalents at beginning of year	869,959	6,288,777	7,177,294	1,185,605
Cash and cash equivalents at end of year	6,288,777	7,177,294	10,812,339	1,786,071
<b>Supplemental disclosures of non-cash financing activities:</b>				
Conversion of Series A-1 preferred shares to ordinary shares	45,804			
Conversion of Series B preferred shares to ordinary shares			38,176	6,306

The accompanying notes are an integral part of these consolidated financial statements.



Table of Contents

## JD.com, Inc.

## CONSOLIDATED STATEMENTS OF CHANGES IN SHAREHOLDERS' EQUITY

For the years ended December 31, 2011, 2012 and 2013

(All amounts in thousands, except for share and per share data)

	Ordinary shares		Treasury stock		Series A and A-1 convertible preferred shares		Series B convertible preferred shares		Additional paid-in capital	Accumulated other comprehensive loss		Warrants	Accumulated deficit	Total Shareholders' equity
	Shares	Amount	Shares	Amount	Shares	Amount	Shares	Amount		Reserves	Warrants			
	RMB	RMB		RMB	RMB	RMB	RMB	RMB	RMB	RMB	RMB	RMB	RMB	RMB
<b>Balance as of December 31, 2010</b>	905,356,140	123	(57,021,615)		221,360,925	301,654	84,786,405	126,417			(4,882)	15,327	(869,998)	(431,359)
Issuance of ordinary shares	276,646,565	36							6,248,574					6,248,610
Conversion of Series A-1 preferred shares to ordinary shares	29,466,925	4			(29,466,925)	(45,804)			38,545		7,255			
Share-based compensation			9,981,805						70,964					70,964
Repurchase of ordinary shares			(1,639,265)	(11,712)										(11,712)
Preferred shares redemption value accretion									(1,332,758)				(327,861)	(1,660,619)
Net loss													(1,283,745)	(1,283,745)
Foreign currency translation adjustment											(148,748)			(148,748)
<b>Balance as of December 31, 2011</b>	1,211,469,630	163	(48,679,075)	(11,712)	191,894,000	255,850	84,786,405	126,417	5,025,325		(146,375)	15,327	(2,481,604)	2,783,391
Issuance of ordinary shares	63,117,901	8							1,571,423					1,571,431
Exercise of Warrants-C	83,952,800	11							424,589		891	(15,327)		410,164
Share-based compensation			10,595,589	3,931					221,108					225,039
Preferred shares redemption value accretion									(1,587,454)					(1,587,454)

Edgar Filing: DILLARD ALEX - Form 4

Net loss												(1,729,473)	(1,729,473)
Foreign currency translation adjustment												(8,437)	(8,437)
Statutory reserves										1,838		(1,838)	
<b>Balance as of December 31, 2012</b>	1,358,540,331	182	(38,083,486)	(7,781)	191,894,000	255,850	84,786,405	126,417	5,654,991	1,838	(153,921)	(4,212,915)	1,664,661
Issuance of ordinary shares	119,145,642	14	(9,960,005)						2,720,062				2,720,076
Conversion of Series B preferred shares to ordinary shares	25,247,161	3					(25,247,161)	(38,176)	34,108		4,065		
Share-based compensation			8,764,449	7,781					253,392				261,173
Preferred shares redemption value accretion									(2,435,366)				(2,435,366)
Net loss												(49,899)	(49,899)
Foreign currency translation adjustment												(141,986)	(141,986)
Fair value changes of available for sale securities												23,224	23,224
Non-cash marketing services contributed by certain shareholder										24,682			24,682
Statutory reserves										810		(810)	
<b>Balance as of December 31, 2013</b>	1,502,933,134	199	(39,279,042)		191,894,000	255,850	59,539,244	88,241	6,251,869	2,648	(268,618)	(4,263,624)	2,066,565

The accompanying notes are an integral part of these consolidated financial statements.

Table of Contents**JD.com, Inc.****Notes to the Consolidated Financial Statements****(All amounts in thousands, except for share and per share data)****1. Principal activities and organization**

JD.com, Inc. (the "Company", formerly known as 360buy Jingdong Inc. and Starwave Investments Holdings Limited), through its wholly-owned subsidiaries, variable interest entities ("VIEs") and VIEs' subsidiaries (collectively, the "Group") serves consumers through its retail website jd.com and focuses on selection, price and convenience. The Group also offers programs that enable third party sellers to sell their products on its website and to fulfill the orders either by the sellers or through the Group (known as "online marketplace"). The Group's principal operations and geographic markets are in the People's Republic of China ("PRC"). The accompanying consolidated financial statements include the financial statements of the Company, its subsidiaries, VIEs and VIEs' subsidiaries.

As of December 31, 2013, the Company's major subsidiaries, VIEs and VIEs' subsidiaries are as follows:

<b>Subsidiaries</b>	<b>Equity interest held</b>	<b>Place and Date of incorporation or date of acquisition</b>
Beijing Jingdong Century Trade Co., Ltd. ("Jingdong Century")	100%	Beijing, China, April 2007
Guangzhou Jingdong Trading Co., Ltd.	100%	Guangzhou, China, July 2007
Shanghai Yuanmai Trading Co., Ltd.	100%	Shanghai, China, August 2007
Jiangsu Jingdong Information Technology Co., Ltd.	100%	Jiangsu, China, June 2009
Chengdu Jingdong Century Trading Co., Ltd.	100%	Chengdu, China, December 2009
Beijing Jingdong Century Information Technology Co., Ltd.	100%	Beijing, China, September 2010
Wuhan Jingdong Century Trading Co., Ltd.	100%	Wuhan, China, February 2011
Shanghai Shengdayuan Information Technology Co., Ltd. ("Shanghai Shengdayuan")	100%	Shanghai, China, April 2011
360buy E-Commerce (Jingdong) Hong Kong Co., Ltd.	100%	Hong Kong, China, August 2011
Jingdong Technology Group Corporation	100%	Cayman Islands, November 2011
Shenyang Jingdong Century Trading Co., Ltd.	100%	Shenyang, China, January 2012
Jingdong Logistics Group Corporation	100%	Cayman Islands, January 2012
Jingdong E-Commerce (Logistics) Hong Kong Co., Ltd. (formerly known as 360buy E-Commerce (Logistics) Hong Kong Co., Ltd.)	100%	Hong Kong, China, February 2012
Jingdong E-Commerce (Trade) Hong Kong Co., Ltd. (formerly known as 360buy E-Commerce (Trade) Hong Kong Co., Ltd.)	100%	Hong Kong, China, February 2012
Beijing Jingdong Shangke Information Technology Co., Ltd.	100%	Beijing, China, March 2012
Tianjin Star East Co., Ltd.	100%	Tianjing, China, April 2012
Beijing Jingbangda Trade Co., Ltd.	100%	Beijing, China, August 2012

F-8

Table of Contents**JD.com, Inc.****Notes to the Consolidated Financial Statements (Continued)****(All amounts in thousands, except for share and per share data)****1. Principal activities and organization (Continued)**

<b>VIEs</b>	<b>Economic interest held</b>	<b>Place and Date of incorporation or date of acquisition</b>
Beijing Jingdong 360 Degree E-commerce Co., Ltd. ("Jingdong 360")	100%	Beijing, China, April 2007
Fortune Rising Holdings Ltd. ("Fortune Rising")	100%	British Virgin Islands, May 2008
Jiangsu Yuanzhou E-commerce Co., Ltd. ("Jiangsu Yuanzhou")	100%	Jiangsu, China, September 2010

**VIEs' Subsidiaries**

Chinabank Payment Business Services Co., Ltd. ("Chinabank Payment")	100%	Beijing, China, in October 2012
Chinabank Payment Technology Co., Ltd. ("Chinabank Payment Technology")	100%	Beijing, China, in October 2012

**Organization**

The Company was incorporated in the British Virgin Islands ("BVI") on November 6, 2006 and was re-domiciled in the Cayman Islands in January 2014 as an exempted company registered under the laws of the Cayman Islands, and was renamed as JD.com, Inc. Prior to November 2006, the Group carried out its operations through a Beijing company and a Shanghai company, which were controlled by Mr. Richard Qiangdong Liu (the "Founder").

Through a series of contemplated transactions between November 2006 and April 2007, the Group undertook a reorganization and the Company became the parent company of the Group. The reorganization was necessary to comply with the PRC laws and regulations which prohibit or restrict foreign ownership of the companies where the PRC operating licenses are required. In connection with the reorganization, the Founder established the Company, Jingdong Century and Jingdong 360, and transferred all the Group's business from the Beijing company and the Shanghai company to Jingdong Century and Jingdong 360. By entering into a series of agreements, the Beijing company and the Shanghai company became VIEs of Jingdong Century. Consequently, Jingdong Century became the primary beneficiary of the Beijing company and the Shanghai company. The Shanghai company and the Beijing company ceased business operations and were liquidated and dissolved in 2008 and 2010, respectively.

In conjunction with the above reorganization in April, 2007, the Company issued 319,000,000 ordinary shares to the Founder at par value. On the same day, the Company issued 155,000,000 Series A convertible redeemable preferred shares for US\$5,000.

On April 4, 2007 and September 26, 2010, Jingdong 360 and Jiangsu Yuanzhou were incorporated in the PRC, respectively. The paid-in capital of these entities were funded by the Company, and they were established to facilitate the Group's operation and business expansion plans.

On May 18, 2008, Fortune Rising, a BVI incorporated company and a consolidated variable interest entity of the Group, was established by the Group to facilitate the adoption of the Company's stock incentive plans.

Table of Contents

**JD.com, Inc.**

**Notes to the Consolidated Financial Statements (Continued)**

**(All amounts in thousands, except for share and per share data)**

**1. Principal activities and organization (Continued)**

*Share split*

On April 18, 2012, the Company effected a 5-for-1 share split. Each ordinary share and preferred share of the Company was subdivided into 5 shares at a par value of US\$0.00002. All shares and per share amounts presented in the accompanying consolidated financial statements and notes have been revised on a retroactive basis to reflect the effect of the share split. The par value per ordinary share has been retroactively revised as if it had been adjusted in proportion to the 5-for-1 share split.

*Variable interest entities*

In order to comply with the PRC law and regulations which prohibit or restrict foreign control of companies involved in provision of internet content and sales of audio, video products and books, the Group operates its website and provides sales of audio, video products and books in the PRC through Jingdong 360 and Jiangsu Yuanzhou, respectively. The equity interests of Jingdong 360 and Jiangsu Yuanzhou are legally held by Mr. Richard Qiangdong Liu, the Company's Chairman and Chief Executive Officer, and Mr. Jiaming Sun, an employee of the Company (collectively as "Nominee Shareholders"). The Company obtained control over Jingdong 360 through Jingdong Century in April 2007 by entering into a series of contractual arrangements with Jingdong 360 and the Nominee Shareholders of Jingdong 360. The Company obtained control over Jiangsu Yuanzhou through Jingdong Century in September 2010 by commitments between Jiangsu Yuanzhou, the Nominee Shareholders of Jiangsu Yuanzhou and Jingdong Century at the time when Jiangsu Yuanzhou was established. In April 2011, Jingdong Century entered into a series of contractual arrangements with Jiangsu Yuanzhou and its Nominee Shareholders to formalize the control over Jiangsu Yuanzhou. These contractual agreements include loan agreements, exclusive purchase option agreements, exclusive technology consulting and services agreement, software license agreements, trademark license agreements, website copyright license agreement, domain name license agreement, equity pledge agreements, power of attorney and business cooperation agreement. As a result, the Company maintains the ability to control Jingdong 360 and Jiangsu Yuanzhou, is entitled to substantially all of the economic benefits from Jingdong 360 and Jiangsu Yuanzhou and is obligated to absorb all of Jingdong 360 and Jiangsu Yuanzhou's expected losses. Management concluded that Jingdong 360 and Jiangsu Yuanzhou are VIEs of the Company, of which the Company is the ultimate primary beneficiary. As such, the Group consolidated the financial results of Jingdong 360 and Jiangsu Yuanzhou and their subsidiaries in the Group's consolidated financial statements. Refer to Note 2(b) to the consolidated financial statements for the principles of consolidation.

The following is a summary of the contractual agreements (collectively, "Contractual Agreements") that the Company, through Jingdong Century, entered into with Jiangsu Yuanzhou and Jingdong 360 and their Nominee Shareholders:

*Loan agreements*

Jingdong Century has granted interest-free loans to the Nominee Shareholders with the sole purpose of providing funds necessary for the capital injection of Jingdong 360 and Jiangsu Yuanzhou. The loans for initial and subsequent capital injections are eliminated with the capital of the Jingdong 360 and Jiangsu Yuanzhou during consolidation. The loans to the Nominee Shareholders of Jingdong 360 and Jiangsu Yuanzhou as of December 31, 2011, 2012 and 2013 were RMB15,000, RMB20,000 and

Table of Contents

**JD.com, Inc.**

**Notes to the Consolidated Financial Statements (Continued)**

**(All amounts in thousands, except for share and per share data)**

**1. Principal activities and organization (Continued)**

RMB44,000, respectively. Jingdong Century can require the Nominee Shareholders to settle the loan amount through the equity interests of Jingdong 360 and Jiangsu Yuanzhou. The loan agreements relating to Jingdong 360 and Jiangsu Yuanzhou will expire on April 27, 2017 and April 15, 2021, respectively, and are renewable upon expiration.

*Exclusive purchase option agreements*

The Nominee Shareholders of Jingdong 360 and Jiangsu Yuanzhou have granted Jingdong Century the exclusive and irrevocable right to purchase from the Nominee Shareholders, to the extent permitted under PRC laws and regulations, part or all of the equity interests in these entities for a purchase price equal to the lowest price permitted by PRC laws and regulations. Jingdong Century may exercise such option at any time. In addition, Jingdong 360 and Jiangsu Yuanzhou and their Nominee Shareholders agree that without Jingdong Century's prior written consent, they will not transfer or otherwise dispose the equity interests or declare any dividend. The exclusive purchase option agreements relating to Jingdong 360 and Jiangsu Yuanzhou will expire on April 27, 2017 and April 15, 2021, respectively, and can be renewed for another ten years at Jingdong Century's option.

*Exclusive technology consulting and services agreement*

Jingdong Century, Jingdong 360 and Jiangsu Yuanzhou entered into exclusive technology consulting and services agreement under which Jingdong 360 and Jiangsu Yuanzhou engage Jingdong Century as their exclusive provider of technical platform and technical support, maintenance and other services. Jingdong 360 and Jiangsu Yuanzhou shall pay to Jingdong Century service fees determined based on the volume and market price of the service provided, and the minimum amount of which shall be RMB10 per quarter subject to annual evaluation. Jingdong Century shall exclusively own any intellectual property arising from the performance of this agreement. During the term of the agreement, Jingdong 360 and Jiangsu Yuanzhou may not enter into any agreement with third parties for the provision of identical or similar services without prior consent of Jingdong Century. The term of the agreement with Jingdong 360 will expire on April 27, 2017 and the term of the agreement with Jiangsu Yuanzhou will expire on April 15, 2021. The term of the agreements may be extended unilaterally by Jingdong Century with Jingdong Century's written confirmation prior to the expiration date.

*Software license agreements*

Pursuant to the software license agreements, Jingdong Century grants Jingdong 360 and Jiangsu Yuanzhou non-exclusive rights to use certain software products developed by Jingdong Century. Jingdong 360 and Jiangsu Yuanzhou are permitted to use the software products only within the scope of their internet information service operation and in the territory of PRC. Jingdong 360 and Jiangsu Yuanzhou agree to pay license fees to Jingdong Century in an amount of RMB10 per year subject to annual evaluation. If there is any adjustment in the license fee, approvals from Jingdong Century and the Company are required. The term of the agreement with Jingdong 360 will expire on April 27, 2017 and the term of the agreement with Jiangsu Yuanzhou will expire on April 15, 2021. The term of the agreements may be extended unilaterally by Jingdong Century with Jingdong Century's written confirmation prior to the expiration date.

Table of Contents

**JD.com, Inc.**

**Notes to the Consolidated Financial Statements (Continued)**

**(All amounts in thousands, except for share and per share data)**

**1. Principal activities and organization (Continued)**

*Trademark license agreements*

Pursuant to the trademark license agreements, Jingdong Century grants Jingdong 360 and Jiangsu Yuanzhou non-exclusive rights to use certain trademarks owned by Jingdong Century. Jingdong 360 and Jiangsu Yuanzhou are permitted to use the trademarks only within the scope of their internet information service operation and in the territory of PRC. Jingdong 360 and Jiangsu Yuanzhou agree to pay license fees to Jingdong Century in an amount of RMB10 per year subject to annual evaluation. If there is any adjustment in the service fee, approvals from Jingdong Century and the Company are required. The term of the agreement with Jingdong 360 will expire on April 27, 2017 and the term of the agreement with Jiangsu Yuanzhou will expire on April 15, 2021. The term of the agreements may be extended unilaterally by Jingdong Century with Jingdong Century's written confirmation prior to the expiration date.

*Website copyright license agreement*

Jingdong Century entered into a website copyright license agreement with Jingdong 360, pursuant to which Jingdong Century grants Jingdong 360 a non-exclusive and non-assignable right to use the copyrights of certain websites owned by Jingdong Century. Jingdong 360 is permitted to use the website copyrights only within its business scope and in the territory of PRC. Jingdong 360 agrees to pay license fees to Jingdong Century in an amount of RMB10 per year subject to annual evaluation. If there is any adjustment in the service fee, approvals from Jingdong Century and the Company are required. The term of this agreement will expire on April 27, 2017 and may be extended unilaterally by Jingdong Century with Jingdong Century's written confirmation prior to the expiration date.

*Domain name license agreement*

Jingdong Century entered into a domain name license agreement with Jingdong 360, pursuant to which Jingdong Century grants Jingdong 360 the right to use certain domain names owned by Jingdong Century. Jingdong 360 is permitted to use the domain names only within the scope of its internet information service operation and in the territory of PRC. Jingdong 360 agrees to pay license fees to Jingdong Century in an amount of RMB10 per year subject to annual evaluation. If there is any adjustment in the service fee, approvals from Jingdong Century and the Company are required. The term of this agreement will expire on April 27, 2017 and may be extended unilaterally by Jingdong Century with Jingdong Century's written confirmation prior to the expiration date.

*Equity pledge agreements*

The Nominee Shareholders of Jingdong 360 and Jiangsu Yuanzhou entered into equity pledge agreements with Jingdong Century under which the Nominee Shareholders pledged all of their equity interests in Jingdong 360 and Jiangsu Yuanzhou to Jingdong Century as collateral for all of their payments due to Jingdong Century and to secure their obligations under the above agreements. The Nominee Shareholders may not transfer or assign the equity interests, the rights and obligations in the share pledge agreements or create or permit to create any pledges which may have an adverse effect on the rights or benefits of Jingdong Century without Jingdong Century's preapproval. Jingdong Century is entitled to transfer or assign in full or in part the equity interests pledged. In the event of default, Jingdong Century as the pledgee, will be entitled to request immediate repayment of the loans or to dispose of the pledged equity interests through transfer or assignment. The equity pledge agreements

Table of Contents

**JD.com, Inc.**

**Notes to the Consolidated Financial Statements (Continued)**

**(All amounts in thousands, except for share and per share data)**

**1. Principal activities and organization (Continued)**

will expire on the second anniversary of the date when the Nominee Shareholders have completed all their obligations under the above agreements unless otherwise terminated earlier by Jingdong Century.

*Power of attorney*

Pursuant to the irrevocable power of attorney, each of the Nominee Shareholders appointed Jingdong Century's designated person as their attorney-in-fact to exercise all shareholder rights under PRC law and the relevant articles of association, including but not limited to, voting on their behalf on all matters requiring shareholder approval, disposing of all or part of the Nominee Shareholders' equity interests, and electing, appointing or removing directors and the general manager. Each power of attorney will remain in force during the period when the Nominee Shareholders continues to be shareholders of the Jingdong 360 or Jiangsu Yuanzhou. Each Nominee Shareholders has waived all the rights which have been authorized to Jingdong Century's designated person under each power of attorney.

*Business cooperation agreement*

Jingdong Century entered into business cooperation agreement with Jingdong 360, pursuant to which Jingdong 360 agrees to provide services to Jingdong Century, including operating websites owned by Jingdong Century, posting Jingdong Century's product and service information on the websites, transmitting the users' order and transaction information to Jingdong Century and other services reasonably requested by Jingdong Century. Jingdong Century agreed to pay service fees to Jingdong 360 on a quarterly basis. The service fee should be 105% of Jingdong 360's operating costs incurred in the previous quarter, but in no event more than RMB20 per quarter. The business cooperation agreement will expire on April 27, 2017 and is renewable for another ten years upon Jingdong Century's request.

*Further amendments on Contractual Agreements*

Subsequent to entering into the original Contractual Agreements, the Company, Jingdong 360, Jiangsu Yuanzhou and the Nominees Shareholders restated and amended certain contractual agreements. These changes had no impact to the Group's effective control over Jingdong 360 and Jiangsu Yuanzhou, and therefore the Group continued to consolidate Jingdong 360 and Jiangsu Yuanzhou.

On April 15, 2011, the loan agreement, exclusive purchase option agreement and equity pledge agreement relating to Jingdong 360 were amended and restated, and their contract terms were extended to April 15, 2021 to reflect the increase of registered capital of Jingdong 360 by its Nominee Shareholders of Jingdong 360. No other terms or conditions of these agreements were changed or altered. In addition, each of the Nominee Shareholders of Jingdong 360 granted Jingdong Century or representative designated by Jingdong Century another irrevocable power of attorney on April 15, 2011, upon which no terms or conditions of the original power of attorney was changed or altered.

On May 29, 2012, the original software license agreement, the trademark license agreement, website copyright license agreement and domain name license agreement relating to Jingdong 360 were amended and combined into an intellectual property rights license agreement with Jingdong Century and three of its subsidiaries. On the same date, the original software license agreement and the



Table of Contents

**JD.com, Inc.**

**Notes to the Consolidated Financial Statements (Continued)**

**(All amounts in thousands, except for share and per share data)**

**1. Principal activities and organization (Continued)**

trademark license agreement relating to Jiangsu Yuanzhou were amended and combined into an intellectual property rights license agreement with Jingdong Century and three of its subsidiaries. The term of these two intellectual property rights license agreements will expire on May 29, 2022. The loan agreement, exclusive purchase option agreement, exclusive technology consulting and services agreement, and equity pledge agreement relating to Jingdong 360 and Jiangsu Yuanzhou were also amended and restated on May 29, 2012 and their terms are extended to May 29, 2022. In addition, the business cooperation agreement relating to Jingdong 360 was amended and restated on May 29, 2012 and extended to May 29, 2022, in which Shanghai Shengdayuan was added as an additional service receiver from Jingdong 360. No other terms or conditions of the original agreements were changed or altered. In conjunction with these changes, each of the Nominee Shareholders of Jingdong 360 and Jiangsu Yuanzhou granted another irrevocable power of attorney on May 29, 2012 to Jingdong Century or representative designated by Jingdong Century, upon which no terms or conditions of the original power of attorney was changed or altered.

On November 6, 2012, the loan agreement, exclusive purchase option agreement, equity pledge agreement and power of attorney relating to Jiangsu Yuanzhou were amended and restated and their contract terms were extended to November 6, 2022 to reflect the increase of registered capital of Jiangsu Yuanzhou by its Nominee Shareholders in November 2012. No other terms or conditions of the original agreements were changed or altered.

On December 18 and 25, 2013, the loan agreement, exclusive purchase option agreement, equity pledge agreement and power of attorney relating to Jiangsu Yuanzhou and Jingdong 360 were amended and restated, and their contract terms were extended to December 18 and 25, 2023 to reflect the increase of registered capital of Jingdong 360 and Jiangsu Yuanzhou by the Nominee Shareholders in December 2013, respectively. As a result of such capital increase, in both Jingdong 360 and Jiangsu Yuanzhou, the equity interests held by Mr. Richard Qiangdong Liu decreased from 99% to 45% while the equity interests held by Mr. Jiaming Sun increased from 1% to 55%. No other terms or conditions of the original agreements were changed or altered. On December 18 and 25, 2013, the intellectual property rights license agreement relating to Jiangsu Yuanzhou and Jingdong 360 were amended and restated and their contractual term were extended to December 18 and 25, 2023, respectively to include 3 other subsidiaries of Jingdong Century as service providers. No other terms or conditions of the original agreements were changed or altered.

***Risks in relations to the VIE structure***

In the opinion of management, Jingdong Century's contractual arrangements with Jingdong 360 and Jiangsu Yuanzhou and the Nominee Shareholders are in compliance with PRC laws and regulations and are legally binding and enforceable. The Nominee Shareholders are also shareholders or nominees of shareholders of the Company and therefore have no current interest in seeking to act contrary to the contractual arrangements. However, there are substantial uncertainties regarding the interpretation and application of PRC laws and regulations including those that govern the Group's contractual arrangements, which could limit the Group's ability to enforce these contractual arrangements and if the Nominee Shareholders of the VIEs were to reduce their interests in the Company, their interest may diverge from that of the Company and that may potentially increase the risk that they would seek to act contrary to the contractual arrangements. The Company's ability to

Table of Contents

**JD.com, Inc.**

**Notes to the Consolidated Financial Statements (Continued)**

**(All amounts in thousands, except for share and per share data)**

**1. Principal activities and organization (Continued)**

control the VIEs also depends on the power of attorney Jingdong Century has to vote on all matters requiring shareholder approval in the VIEs. As noted above, the Company believes these power of attorney are legally enforceable but may not be as effective as direct equity ownership. In addition, if the Group's corporate structure and contractual arrangements with Jingdong 360 and Jiangsu Yuanzhou through which the Group conducts its business in PRC were found to be in violation of any existing or future PRC laws and regulations, the relevant PRC regulatory authorities could:

revoke or refuse to grant or renew the Group's business and operating licenses;

restrict or prohibit related party transactions between Jingdong Century and its subsidiaries, Jingdong 360 and Jiangsu Yuanzhou;

impose fines, confiscate income or other requirements which the Group may find difficult or impossible to comply with;

require the Group to alter the corporate structure operations; and

restrict or prohibit the Group's ability to finance its operations.

The imposition of any of these government actions could result in a material adverse effect on the Group's ability to conduct its operations. In such case, the Group may not be able to operate or control Jingdong 360 and Jiangsu Yuanzhou, which may result in deconsolidation of Jingdong 360 and Jiangsu Yuanzhou in the Group's consolidated financial statements. In the opinion of management, the likelihood for the Company to lose such ability is remote based on current facts and circumstances. The Company's operations depend on the VIEs to honor their contractual agreements with the Company. Almost all of these agreements are governed by PRC law and disputes arising out of these agreements are expected to be decided by arbitration in China. The management believes that each of the contractual agreements constitutes valid and legally binding obligations of each party to such contractual agreements under PRC Laws. However, the interpretation and implementation of the laws and regulations in the PRC and their application to an effect on the legality, binding effect and enforceability of contracts are subject to the discretion of competent PRC authorities, and therefore there is no assurance that relevant PRC authorities will take the same position as the Group herein in respect of the legality, binding effect and enforceability of each of the contractual agreements. Meanwhile, since the PRC legal system continues to rapidly evolve, the interpretations of many laws, regulations and rules are not always uniform and enforcement of these laws, regulations and rules involve uncertainties, which may limit legal protections available to the Company to enforce the contractual arrangements should the VIEs or the Nominee Shareholders of the VIEs fail to perform their obligations under those arrangements.

Table of Contents**JD.com, Inc.****Notes to the Consolidated Financial Statements (Continued)****(All amounts in thousands, except for share and per share data)****1. Principal activities and organization (Continued)**

The following consolidated financial information of the Group's VIEs and VIEs' subsidiaries as of December 31, 2011, 2012 and 2013 have been included in the accompanying consolidated financial statements:

	As of December 31,		
	2011	2012	2013
	RMB	RMB	RMB
Total assets	411,465	921,990	1,285,176
Total liabilities	432,380	1,097,082	1,642,412

	For the year ended December 31,		
	2011	2012	2013
	RMB	RMB	RMB
Total net revenues	456,395	1,310,602	2,023,143
Net loss	(28,034)	(159,177)	(206,144)

	For the year ended December 31,		
	2011	2012	2013
	RMB	RMB	RMB
Net cash (used in)/provided by operating activities	(971)	173,830	(144,315)
Net cash used in investing activities	(1,640)	(183,542)	(22,659)
Net cash provided by financing activities	8,000	240,490	262,270
Net increase in cash and cash equivalents	5,389	230,778	95,296
Cash and cash equivalents at beginning of the year	1,915	7,304	238,082
Cash and cash equivalents at end of the year	7,304	238,082	333,378

As of December 31, 2011, 2012 and 2013, the total assets of Group's VIEs and VIEs' subsidiaries were mainly consisting of cash and cash equivalents, accounts receivable, inventories, prepayments and other current assets and intangible assets. As of December 31, 2011, 2012 and 2013, the total liabilities of VIEs and VIEs' subsidiaries were mainly consisting of accounts payable and liabilities to the Group's other subsidiaries. These balances have been reflected in the Group's consolidated financial statements with intercompany transactions eliminated.

In accordance with the Contractual Agreements, Jingdong Century has the power to direct activities of the Group's VIEs and VIEs' subsidiaries, and can have assets transferred out of the Group's VIEs and VIEs' subsidiaries. Therefore, Jingdong Century considers that there is no asset in the Group's VIEs and VIEs' subsidiaries that can be used only to settle their obligations except for registered capitals of Jingdong 360 and Jiangsu Yuanzhou amounting to RMB44,000 as of December 31, 2013. As the Group's VIEs and VIEs' subsidiaries are incorporated as limited liability companies under the PRC Company Law, the creditors do not have recourse to the general credit of Jingdong Century for all the

liabilities of the Group's VIEs and VIEs' subsidiaries. The total

F-16

---

Table of Contents

**JD.com, Inc.**

**Notes to the Consolidated Financial Statements (Continued)**

**(All amounts in thousands, except for share and per share data)**

**1. Principal activities and organization (Continued)**

shareholders' deficit of the Group's VIEs and VIEs' subsidiaries was RMB20,915, RMB175,092 and RMB357,236 as of December 31, 2011, 2012 and 2013, respectively.

Currently there is no contractual arrangement that could require Jingdong Century or the Group to provide additional financial support to Jingdong 360 and Jiangsu Yuanzhou. As the Group is conducting certain businesses in the PRC through Jingdong 360 and Jiangsu Yuanzhou, the Group may provide additional financial support on a discretionary basis in the future, which could expose the Group to a loss.

There is no VIE where the Company or any subsidiary has a variable interest but is not the primary beneficiary.

***Liquidity***

The Group has been incurring recurring losses from operations since inception. Accumulated deficit amounted to RMB2,481,604, RMB4,212,915 and RMB4,263,624 as of December 31, 2011, 2012 and 2013, respectively. The net cash used in operating activities was approximately RMB86,391 for the year ended December 31, 2011. The net cash provided by operating activities was approximately RMB1,403,652 and RMB3,569,819 for the year ended December 31, 2012 and 2013, respectively.

The Group's liquidity is based on its ability to generate cash to fund its operations, its ability to attract investors and its ability to borrow funds on favorable economic terms. Historically, the Group has relied principally on both operational sources of cash and non-operational sources of financing from investors to fund its operations and capital expansion needs, including construction of office buildings and warehouses. The Group's ability to continue as a going concern is dependent on management's ability to successfully execute its business plan, which includes increasing revenues while controlling operating expenses, as well as, generating operational cash flows, and continued support from outside sources of financing. The Group believes its current cash balance will be sufficient to meet the Group's operating cash needs for the period of twelve months from the balance sheet date. In addition, if the Group successfully completed a qualified initial public offering (see Note 18) at any time before January 1, 2014 (which has been deferred to January 1, 2015 upon the Group's request in December 2013), thereby triggering the automatic conversion of Series C Preferred Shares into ordinary shares and eliminating any future cash outflow as a result of Series C Preferred Shares redemption. Based on the above considerations, the Group's consolidated financial statements have been prepared on a going concern basis, which contemplates the realization of assets and liquidation of liabilities during the normal course of operations.

**2. Summary of significant accounting policies**

**a.**

***Basis of presentation***

The consolidated financial statements of the Group have been prepared in accordance with the accounting principles generally accepted in the United States of America ("U.S. GAAP"). Significant accounting policies followed by the Group in the preparation of the accompanying consolidated financial statements are summarized below.

Table of Contents

**JD.com, Inc.**

**Notes to the Consolidated Financial Statements (Continued)**

**(All amounts in thousands, except for share and per share data)**

**2. Summary of significant accounting policies (Continued)**

**b.**

***Principles of consolidation***

The consolidated financial statements of the Group have been prepared in accordance with U.S. GAAP. The consolidated financial statements include the financial statements of the Company, its subsidiaries, the VIEs and VIEs' subsidiaries for which the Company is the ultimate primary beneficiary. Subsidiaries are those entities in which the Company, directly or indirectly, controls more than one half of the voting power or has the power to govern the financial and operating policies, to appoint or remove the majority of the members of the board of directors, or to cast a majority of votes at the meeting of directors.

A VIE is an entity in which the Company, or its subsidiary, through contractual arrangements, bears the risks of, and enjoys the rewards normally associated with ownership of the entity, and therefore the Company or its subsidiary is the primary beneficiary of the entity.

All transactions and balances among the Company, its subsidiaries, the VIEs and VIEs' subsidiaries have been eliminated upon consolidation.

**c.**

***Use of estimates***

The preparation of the consolidated financial statements in conformity with U.S. GAAP requires management to make estimates and assumptions that affect the reported amounts of assets and liabilities, related disclosures of contingent liabilities at the balance sheet date, and the reported revenues and expenses during the reported period in the consolidated financial statements and accompanying notes. Significant accounting estimates are used for, but not limited to, sales returns, vendor and customer incentives, the valuation and recognition of share-based compensation arrangements, realization of deferred tax assets, fair value of assets and liabilities acquired in business combinations, assessment for impairment of long-lived assets, intangible assets and goodwill, allowance for doubtful accounts, inventory valuation for excess and obsolete inventories, lower of cost and market value of inventories, depreciable lives of property, equipment and software, useful life of intangible assets and redemption value of the redeemable preferred shares. Actual results may differ materially from those estimates.

**d.**

***Foreign currency translation***

The Group's reporting currency is Renminbi ("RMB"). The functional currency of the Group's entities incorporated in Cayman Islands, British Virgin Islands ("BVI") and Hong Kong ("HK") is the United States dollars ("US\$"). The Group's PRC subsidiaries, VIEs and VIEs' subsidiaries determined their functional currency to be RMB. The determination of the respective functional currency is based on the criteria of ASC 830, *Foreign Currency Matters*.

Transactions denominated in currencies other than functional currency are translated into functional currency at the exchange rates quoted by authoritative banks prevailing at the dates of the transactions. Exchange gains and losses resulting from those foreign currency transactions denominated in a currency other than the functional currency are recorded as a component of Others, net in the Consolidated Statements of Operations and Comprehensive Loss. Total exchange gains were RMB41,309, RMB13,762 and RMB92,761 for the years ended December 31, 2011, 2012 and 2013, respectively.

Table of Contents**JD.com, Inc.****Notes to the Consolidated Financial Statements (Continued)****(All amounts in thousands, except for share and per share data)****2. Summary of significant accounting policies (Continued)**

The financial statements of the Group are translated from the functional currency into RMB. Assets and liabilities denominated in foreign currencies are translated into RMB using the applicable exchange rates at the balance sheet date. Equity accounts other than earnings generated in current period are translated into RMB at the appropriate historical rates. Revenues, expenses, gains and losses are translated into RMB using the periodic average exchange rates. The resulting foreign currency translation adjustments are recorded as a component of accumulated other comprehensive income or loss in the Consolidated Statements of Changes in Shareholders' Equity. Total foreign currency translation adjustment losses were RMB141,493, RMB7,546 and RMB137,921 for the years ended December 31, 2011, 2012 and 2013, respectively. The grant-date fair value of the Group's share-based awards is reported in US\$ as the respective valuation is conducted on US\$ basis.

*e.****Convenience translation***

Translations of balances in the Consolidated Balance Sheets, Consolidated Statements of Operations and Comprehensive Loss and Consolidated Statements of Cash Flows from RMB into US\$ as of and for the year ended December 31, 2013 are solely for the convenience of the readers and were calculated at the rate of US\$1.00=RMB6.0537, representing the noon buying rate set forth in the H.10 statistical release of the U.S. Federal Reserve Board on December 31, 2013. No representation is made that the RMB amounts could have been, or could be, converted, realized or settled into US\$ at that rate on December 31, 2013, or at any other rate.

*f.****Cash and cash equivalents***

Cash and cash equivalents consist of cash on hand, time deposits, as well as highly liquid investments, some of which are subject to certain penalty as to early withdrawal, which have original maturities of three months or less.

*g.****Restricted cash***

Cash that is restricted as to withdrawal for use or pledged as security is reported separately on the face of the Consolidated Balance Sheets, and is not included in the total cash and cash equivalents in the Consolidated Statements of Cash Flows. The Group's restricted cash mainly represents (a) the secured deposits held in designated bank accounts for issuance of bank acceptance and letter of guarantee; (b) time deposit that are pledged for short term loan; and (c) deposits held in designated bank accounts for capital verification for the establishment of new entities.

*h.****Short-term investments***

The Group classifies the short-term investment in debt securities as "available-for-sale". The Group made certain deposits with variable interest rates or principal not-guaranteed with certain financial institutions. These investments were recorded at fair market value with the unrealized gains or losses recorded as a component of accumulated other comprehensive income in Consolidated Statements of Changes in Shareholders' Equity. Realized gains are reflected as a component of interest income.

In addition, short-term investments also comprise of time deposits placed with banks with original maturities longer than three months but less than one year.

Table of Contents

**JD.com, Inc.**

**Notes to the Consolidated Financial Statements (Continued)**

**(All amounts in thousands, except for share and per share data)**

**2. Summary of significant accounting policies (Continued)**

The Group assesses whether there are any other-than-temporary impairment to its short-term investments due to declines in fair value or other market conditions. Declines in fair values that are considered other-than-temporary are recorded as an impairment loss in the Consolidated Statements of Operations and Comprehensive Loss. No impairment losses were recorded for the years ended December 31, 2011, 2012 and 2013.

*i.*

***Accounts receivable, net***

Accounts receivables mainly represent amounts due from customers and online payment channels and are recorded net of allowance for doubtful accounts. The Group considers many factors in assessing the collectability of its accounts receivable, such as the age of the amounts due, the customer's payment history, credit-worthiness, financial conditions of the customers and industry trend. An allowance for doubtful accounts is recorded in the period in which a loss is determined to be probable. The Group also makes specific allowance if there is strong evidence indicating that the accounts receivable is likely to be unrecoverable. Accounts receivable balances are written off after all collection efforts have been exhausted.

*j.*

***Inventories, net***

Inventories, consisting of products available for sale, are stated at the lower of cost or market value. Cost of inventory is determined using the weighted average cost method. Adjustments are recorded to write down the cost of inventory to the estimated market value due to slow-moving merchandise and damaged goods, which is dependent upon factors such as historical and forecasted consumer demand, and promotional environment. The Group takes ownership, risks and rewards of the products purchased, but has arrangements to return unsold goods with certain vendors. Write downs are recorded in cost of revenues in the Consolidated Statements of Operations and Comprehensive Loss.

The Group also provides fulfillment-related services in connection with the Group's online marketplace. Third-party sellers maintain ownership of their inventories and therefore these products are not included in the Group's inventories.

*k.*

***Equity investments***

The Group accounts for an equity investment over which it has significant influence but does not own a majority of the equity interest or lack of control using the equity method. For equity investments which the Group does not have significant influence, the cost method accounting is applied.

The Group assesses its equity investments for other-than-temporary impairment by considering factors as well as all relevant and available information including, but not limited to, current economic and market conditions, the operating performance of the companies including current earnings trends and other company-specific information such as financing rounds. No impairment charges were recorded for the years ended December 31, 2011, 2012 and 2013.

*l.*

***Property, equipment and software, net***

Property, equipment and software are stated at cost less accumulated depreciation and impairment. Property, equipment and software are depreciated at rates sufficient to write off their costs



Table of Contents**JD.com, Inc.****Notes to the Consolidated Financial Statements (Continued)****(All amounts in thousands, except for share and per share data)****2. Summary of significant accounting policies (Continued)**

less impairment and residual value, if any, over the estimated useful lives on a straight-line basis. The estimated useful lives are as follows:

<b>Category</b>	<b>Estimated useful lives</b>
Electronic equipment	3 years
Office equipment	5 years
Vehicles	5 years
Logistic and warehouse equipment	5 years
Leasehold improvement	Over the shorter of the expected life of leasehold improvements or the lease term
Software	3-5 years
Building	40 years

Repairs and maintenance costs are charged to expenses as incurred, whereas the cost of renewals and betterment that extends the useful lives of property, equipment and software are capitalized as additions to the related assets. Retirements, sales and disposals of assets are recorded by removing the costs, accumulated depreciation and impairment with any resulting gain or loss recognized in the Consolidated Statements of Operations and Comprehensive Loss.

*m.****Construction in progress***

Direct costs that are related to the construction of property, equipment and software and incurred in connection with bringing the assets to their intended use are capitalized as construction in progress. Construction in progress is transferred to specific property, equipment and software items and the depreciation of these assets commences when the assets are ready for their intended use. As of December 31, 2011, 2012 and 2013, the balance of construction in progress were RMB Nil, RMB361,913 and RMB1,237,644, which was primarily related to the construction of office buildings and warehouses.

*n.****Intangible assets, net******Domain name and copyrights***

Domain name and copyrights purchased from third parties are initially recorded at cost and amortized on a straight-line basis over the estimated economic useful lives of approximately ten years and two to five years, respectively.

***Intangible assets arising from business combination***

The Group performs valuation of the intangible assets arising from business combination to determine the relative fair value to be assigned to each asset acquired. The acquired intangible assets are recognized and measured at fair value and are expensed or amortized using the straight-line approach over the estimated economic useful life of the assets as follows:

	<b>Estimated useful lives</b>
Online payment and other licenses	15 years

F-21

Table of Contents

**JD.com, Inc.**

**Notes to the Consolidated Financial Statements (Continued)**

**(All amounts in thousands, except for share and per share data)**

**2. Summary of significant accounting policies (Continued)**

*o.*

***Land use rights, net***

Land use rights are recorded at cost less accumulated amortization. Amortization is provided on a straight-line basis over the estimated useful lives which are generally 50 years and represent the shorter of the estimated usage periods or the terms of the agreements.

*p.*

***Goodwill***

Goodwill represents the excess of the purchase price over the fair value of the identifiable assets and liabilities acquired in a business combination.

Goodwill is not depreciated or amortized but is tested for impairment on an annual basis as of December 31, and in between annual tests when an event occurs or circumstances change that could indicate that the asset might be impaired. In accordance with the FASB guidance on "Testing of Goodwill for Impairment," a company first has the option to assess qualitative factors to determine whether it is more likely than not that the fair value of a reporting unit is less than its carrying amount. If the company decides, as a result of its qualitative assessment, that it is more likely than not that the fair value of a reporting unit is less than its carrying amount, the quantitative impairment test is mandatory. Otherwise, no further testing is required. The quantitative impairment test consists of a comparison of the fair value of each reporting unit with its carrying amount, including goodwill. If the carrying amount of each reporting unit exceeds its fair value, an impairment loss equal to the difference between the implied fair value of the reporting unit's goodwill and the carrying amount of goodwill will be recorded. Application of a goodwill impairment test requires significant management judgment, including the identification of reporting units, assigning assets and liabilities to reporting units, assigning goodwill to reporting units, and determining the fair value of each reporting unit. The judgment in estimating the fair value of reporting units includes estimating future cash flows, determining appropriate discount rates and making other assumptions. Changes in these estimates and assumptions could materially affect the determination of fair value for each reporting unit.

No impairment loss was recognized for any of the periods presented.

*q.*

***Impairment of long-lived assets***

Long-lived assets are evaluated for impairment whenever events or changes in circumstances (such as a significant adverse change to market conditions that will impact the future use of the assets) indicate that the carrying value of an asset may not be fully recoverable or that the useful life is shorter than the Group had originally estimated. When these events occur, the Group evaluates the impairment for the long-lived assets by comparing the carrying value of the assets to an estimate of future undiscounted cash flows expected to be generated from the use of the assets and their eventual disposition. If the sum of the expected future undiscounted cash flows is less than the carrying value of the assets, the Group recognizes an impairment loss based on the excess of the carrying value of the assets over the fair value of the assets. No impairment charge was recognized for any of the periods presented.

*r.*

***Fair value***

Accounting guidance defines fair value as the price that would be received from selling an asset or paid to transfer a liability in an orderly transaction between market participants at the measurement date. When determining the fair value measurements for assets and liabilities required or permitted to

Table of Contents

**JD.com, Inc.**

**Notes to the Consolidated Financial Statements (Continued)**

**(All amounts in thousands, except for share and per share data)**

**2. Summary of significant accounting policies (Continued)**

be recorded at fair value, the Group considers the principal or most advantageous market in which it would transact and it considers assumptions that market participants would use when pricing the asset or liability.

Accounting guidance establishes a fair value hierarchy that requires an entity to maximize the use of observable inputs and minimize the use of unobservable inputs when measuring fair value. A financial instrument's categorization within the fair value hierarchy is based upon the lowest level of input that is significant to the fair value measurement. Accounting guidance establishes three levels of inputs that may be used to measure fair value:

Level 1 Observable inputs that reflect quoted prices (unadjusted) for identical assets or liabilities in active markets.

Level 2 Include other inputs that are directly or indirectly observable in the marketplace.

Level 3 Unobservable inputs which are supported by little or no market activity.

Accounting guidance also describes three main approaches to measuring the fair value of assets and liabilities: (1) market approach; (2) income approach and (3) cost approach. The market approach uses prices and other relevant information generated from market transactions involving identical or comparable assets or liabilities. The income approach uses valuation techniques to convert future amounts to a single present value amount. The measurement is based on the value indicated by current market expectations about those future amounts. The cost approach is based on the amount that would currently be required to replace an asset.

Financial assets and liabilities of the Group primarily consist of cash and cash equivalents, restricted cash, short-term investments, accounts receivable, prepayments and other current asset, accounts payable, short-term bank loan, taxes payable, advance from customers and accrued expenses and other current liabilities. As of December 31, 2011, 2012 and 2013, the carrying values of these financial instruments approximated to their fair values due to the short-term maturity of these instruments.

s.

***Revenue***

The Group engages primarily in the sale of electronics and home appliance products and general merchandise products (including audio, video products and books) sourced from manufacturers, distributors and publishers in China on the internet through its website jd.com. The Group also offers an online marketplace that enables third-party sellers to sell their products to customers on jd.com. Customers place their orders for products online through the website jd.com. Payment for the purchased products is generally made either before delivery or upon delivery.

Consistent with the criteria of ASC 605, *Revenue Recognition*, the Group recognizes revenues when the following four revenue recognition criteria are met: (i) persuasive evidence of an arrangement exists, (ii) delivery has occurred or services have been rendered, (iii) the selling price is fixed or determinable, and (iv) collectability is reasonably assured.

In accordance with ASC 605, *Revenue Recognition*, the Group evaluates whether it is appropriate to record the gross amount of product sales and related costs or the net amount earned as commissions. When the Group is primarily obligated in a transaction, is subject to inventory risk, has latitude in establishing prices and selecting suppliers, or has several but not necessary all of these

Table of Contents

**JD.com, Inc.**

**Notes to the Consolidated Financial Statements (Continued)**

**(All amounts in thousands, except for share and per share data)**

**2. Summary of significant accounting policies (Continued)**

indicators, revenues should be recorded on a gross basis. When the Group is not the primary obligor, doesn't bear the inventory risk and doesn't have the ability to establish the price, revenues are recorded on a net basis.

Revenue arrangements with multiple deliverables are divided into separate units of accounting and arrangement consideration is allocated using estimated selling prices if we do not have vendor-specific objective evidence or third-party evidence of the selling prices of the deliverables.

The Group recognizes revenue net of discounts and return allowances when the products are delivered and title passes to customers. Return allowances, which reduce net revenues, are estimated based on historical experiences.

The Group also sells prepaid cards which can be redeemed to purchase products sold by the Group. The cash collected from the sales of prepaid cards is initially recorded in advance from customers in the Consolidated Balance Sheets and subsequently recognized as revenues for the sales of the respective product when the prepaid cards are redeemed.

Revenue is recorded net of value-added taxes, business taxes and related surcharges.

*Online Direct Sales*

The Group primarily sells electronics and home appliance products and general merchandise products through online direct sales. The Group recognizes the revenues from the online direct sales on a gross basis as the Group is primarily obligated in these transactions, is subject to inventory risk, has latitude in establishing prices and selecting suppliers, or has met several but not necessary all of these indicators. Revenues from the sales of electronics and home appliance products were RMB18,387,816, RMB34,011,756 and RMB56,814,078, and revenues from the sales of general merchandise products were RMB2,500,195, RMB6,322,795 and RMB10,203,899, for the years ended December 31, 2011, 2012 and 2013, respectively.

*Services and Others*

The revenues of services and others primarily consist of fees charged to third-party sellers for participating in the Group's online marketplace, where the Group generally is not the primary obligor, does not bear the inventory risk, does not have the ability to establish the price and control the related shipping services when utilized by the online marketplace merchants. Upon successful sales at jd.com, the Group will charge the third-party sellers a negotiated amount or a fixed rate commission fee based on the sales amount. Commission fee revenues are recognized on a net basis at the point of delivery of products, net of return allowance.

The Group also provides advertising placements for a specified period of time on its various website channels and in various formats, including but not limited to banners, links, logos, buttons, and content integration. The Group recognizes revenues ratably over the period during which the advertising services were provided. Advertising arrangements involving multiple deliverables are allocated into single-element arrangements based on their relative selling price in the absence of both vendor specific objective evidence and third party evidence, and the related revenue is recognized over the period during which the element is provided. Significant assumptions and estimates have been made in estimating the relative selling price of each single-element, and changes in judgments on these assumptions and estimates could materially impact the timing of advertising revenue recognition. The

Table of Contents

**JD.com, Inc.**

**Notes to the Consolidated Financial Statements (Continued)**

**(All amounts in thousands, except for share and per share data)**

**2. Summary of significant accounting policies (Continued)**

Group did not enter into material advertising-for-advertising barter transactions, or any other types of barter transactions.

The Group earns transaction fees from processing transactions for online payment customers. Revenues resulting from these transactions are recognized when transactions are completed. Transaction fee is charged based on certain criteria (such as account type and volume of payments received per month) for funds they receive.

The Group offers comprehensive customer services, primarily include 7\*24 hours customer service to respond to customer post-sales requests, return and exchange service to facilitate customer's return, exchange and repair of defective goods. These services are free of charge. The Group also provides return/exchange logistic service to the customers, of which the revenues recognized was not material for the periods presented.

*t.*

***Customer incentives and loyalty programs***

The Group provides two types of discounted coupons, referred to as D Coupons and J Coupons, for free to its customers to incentivize purchase.

D Coupons are given to a customer upon their current purchase or can be given for free to promote future purchases. This coupon requires the customer to make future purchase of a minimum value in order to enjoy the value provided by the coupon. The right to purchase discounted products in the future is not considered an element of an arrangement within the scope of the multiple-element arrangements guidance in ASC 605, as the right does not represent a significant and incremental discount to the customer. The Group assesses the significance of the discount by considering its percentage of the total future minimum purchase value, historical usage pattern by the customers and relative outstanding volume and monetary value of D Coupons compared to the other discounts offered by the Group. D Coupons are accounted for as a reduction of revenue on the future purchase.

J Coupons are given to a customer that has made a qualified purchase and is to be used on a future purchase, with no limitation as to the minimum value of the future purchase. Accordingly, the Group has determined that J Coupons awarded during a purchase activity are considered an element of an arrangement within the scope of ASC 605-25, as the J Coupons represent a significant and incremental discount to the customer. Therefore, the delivered products and the J Coupons awarded are treated as separate unit of accounting. The selling price of the J Coupons awarded is generally determined by management's best estimate of the selling price in the absence of both vendor specific objective evidence and third party evidence. The amount allocated to the J Coupons is deferred and recognized when the J Coupons are redeemed or at the coupon's expiration, whichever occurs first. J Coupons have an expiration of one year after issuance. For the years ended December 31, 2011, 2012 and 2013, the amount of expired J Coupons was not material.

Registered customers may also earn loyalty points based on certain activities performed on the Group's website such as purchasing merchandise or reviewing their buying experiences. Customers may redeem the loyalty points for J Coupons used for future purchase of selected items without minimum purchase requirements. The Group considers loyalty points awarded from sales of products and reviewing buying experiences to be part of its revenue generating activities, and such arrangements are

Table of Contents**JD.com, Inc.****Notes to the Consolidated Financial Statements (Continued)****(All amounts in thousands, except for share and per share data)****2. Summary of significant accounting policies (Continued)**

considered to have multiple elements. Therefore, the sales consideration is allocated to the products and loyalty points based on the relative selling price of the products and loyalty points awarded. Consideration allocated to the loyalty points is initially recorded as deferred revenues, and recognized as revenues when the J Coupons for which the loyalty points are redeemed are used. As of December 31, 2013, loyalty points have no expiration date.

u.

***Cost of revenues***

Cost of revenues consists of the purchase price of products and inbound shipping charges, as well as write-downs of inventory. Shipping charges to receive products from the suppliers are included in the inventories, and recognized as cost of revenues upon sale of the products to the customers. Payment processing and related transaction costs, including those associated with the sales transactions as well as packaging material costs, are classified in fulfillment in the Consolidated Statements of Operations and Comprehensive Loss.

v.

***Rebates and subsidies***

The Group periodically receives consideration from certain vendors, representing rebates for products sold and subsidies for the sales of the vendors' products over a period of time. The rebates are not sufficiently separable from the Group's purchase of the vendors' products and they do not represent a reimbursement of costs incurred by the Group to sell vendors' products. The Group accounts for the rebates received from its vendors as a reduction to the price it pays for the products purchased and therefore the Group records such amounts as a reduction of cost of revenues when recognized in the Consolidated Statements of Operations and Comprehensive Loss. Rebates are earned based on reaching minimum purchase thresholds for a specified period. When volume rebates can be reasonably estimated based on the Group's past experiences and current forecasts, a portion of the rebate is recognized as the Group makes progress towards the purchase threshold. Subsidies are calculated based on the volume of products sold through the Group and are recorded as a reduction of cost of revenues when the sales have been completed and the amount is determinable.

w.

***Fulfillment***

Fulfillment costs represent packaging material costs and those costs incurred in outbound shipping, operating and staffing the Group's fulfillment and customer service centers, including costs attributable to buying, receiving, inspecting and warehousing inventories; picking, packaging and preparing customer orders for shipment; processing payment and related transaction costs and responding to inquiries from customers. Fulfillment costs also contain third party transaction fees, such as credit card processing and debit card processing fees. Shipping cost amounted to RMB832,164, RMB1,615,912 and RMB2,068,781 for the years ended December 31, 2011, 2012 and 2013, respectively.

x.

***Marketing***

Marketing expenses consist primarily of advertising costs and related expenses for personnel engaged in marketing and business development activities.

Advertising costs, which consist primarily of online advertising, offline television, movie and outdoor advertising, are expensed as incurred, and totaled RMB427,804, RMB1,015,991 and RMB1,491,467 for the years ended December 31, 2011, 2012 and 2013, respectively.

Table of Contents

**JD.com, Inc.**

**Notes to the Consolidated Financial Statements (Continued)**

**(All amounts in thousands, except for share and per share data)**

**2. Summary of significant accounting policies (Continued)**

y.

***Technology and content***

Technology and content expenses consist primarily of technology infrastructure expenses and payroll and related expenses for employees involved in platform development, category expansion, editorial content, buying and merchandising selection systems support, as well as costs associated with the compute, storage and telecommunications infrastructure for internal use that supports the Group's web services. Technology and content expenses are expensed as incurred. Software development costs are recorded in "Technology and content" as incurred as the cost qualifying for capitalization have been immaterial.

z.

***General and administrative***

General and administrative expenses consist of payroll and related expenses for employees involved in general corporate functions, including accounting, finance, tax, legal and human relations; costs associated with use by these functions of facilities and equipment, such as depreciation expenses, rental and other general corporate related expenses.

aa.

***Share-based compensation***

The Company grants restricted ordinary shares, non-vested ordinary shares, restricted share units ("RSUs") and share options to eligible employees, non-employee consultants and the Founder of the Company and accounts for these share-based awards in accordance with ASC 718 *Compensation - Stock Compensation* and ASC 505-50 *Equity-Based Payments to Non-Employees*.

Employees' share-based awards are measured at the grant date fair value of the awards and recognized as expenses a) immediately at grant date if no vesting conditions are required; or b) using graded vesting method, net of estimated forfeitures, over the requisite service period, which is the vesting period.

All transactions in which goods or services are received in exchange for equity instruments are accounted for based on the fair value of the consideration received or the fair value of the equity instrument issued, whichever is more reliably measurable.

Non-employees' share-based awards are measured at fair value at the earlier of the commitment date or the date the services are completed. Awards granted to non-employees are re-measured at each reporting date using the fair value at each period end until the measurement date, generally when the services are completed and awards are vested. Changes in fair value between the reporting dates are recognized by graded vesting method.

Founder share-based awards are measured at the grant date fair value of the awards and recognized as expenses based on the probable outcome of the performance conditions.

If a share-based award is modified after the grant date, we evaluate for such modifications in accordance with ASC 718 *Compensation - Stock Compensation* and the modification is determined to be a probable-to-probable (Type 1) modification, additional compensation expenses are recognized in an amount equal to the excess of the fair value of the modified equity instrument over the fair value of the original equity instrument immediately before modification. The additional compensation expenses are recognized immediately on the date of modification or over the remaining requisite service period, depending on the vesting status of the award.

Table of Contents

**JD.com, Inc.**

**Notes to the Consolidated Financial Statements (Continued)**

**(All amounts in thousands, except for share and per share data)**

**2. Summary of significant accounting policies (Continued)**

The fair value of the restricted ordinary shares, non-vested ordinary shares and RSUs were assessed using the income approach/discounted cash flow method, with a discount for lack of marketability given that the shares underlying the awards were not publicly traded at the time of grant. This assessment required complex and subjective judgments regarding the Company's projected financial and operating results, its unique business risks, the liquidity of its ordinary shares and its operating history and prospects at the time the grants were made. In addition, the binomial option-pricing model is used to measure the value of share options. The determination of the fair value is affected by the fair value of the ordinary shares as well as assumptions regarding a number of complex and subjective variables, including the expected share price volatility, actual and projected employee and non-employee share option exercise behavior, risk-free interest rates and expected dividends. The fair value of these awards was determined with the assistance from an independent valuation firm using management's estimates and assumptions.

The assumptions used in share-based compensation expense recognition represent management's best estimates, but these estimates involve inherent uncertainties and application of management judgment. If factors change or different assumptions are used, the share-based compensation expenses could be materially different for any period. Moreover, the estimates of fair value of the awards are not intended to predict actual future events or the value that ultimately will be realized by grantees who receive share-based awards, and subsequent events are not indicative of the reasonableness of the original estimates of fair value made by the Company for accounting purposes.

Forfeitures are estimated at the time of grant and revised in the subsequent periods if actual forfeitures differ from those estimates.

*bb.*

***Income tax***

Current income taxes are provided on the basis of net income for financial reporting purposes, adjusted for income and expense items which are not assessable or deductible for income tax purposes, in accordance with the regulations of the relevant tax jurisdictions. The Group follows the liability method of accounting for income taxes. Under this method, deferred tax assets and liabilities are determined based on the temporary differences between the financial statements carrying amounts and tax bases of existing assets and liabilities by applying enacted statutory tax rates that will be in effect in the period in which the temporary differences are expected to reverse. The Group records a valuation allowance to reduce the amount of deferred tax assets if based on the weight of available evidence, it is more-likely-than-not that some portion, or all, of the deferred tax assets will not be realized. The effect on deferred taxes of a change in tax rates is recognized in the Consolidated Statements of Operations and Comprehensive Loss in the period of change.

The Group recognizes in its consolidated financial statements the benefit of a tax position if the tax position is "more likely than not" to prevail based on the facts and technical merits of the position. Tax positions that meet the "more likely than not" recognition threshold are measured at the largest amount of tax benefit that has a greater than fifty percent likelihood of being realized upon settlement. The Group estimates its liability for unrecognized tax benefits which are periodically assessed and may be affected by changing interpretations of laws, rulings by tax authorities, changes and/or developments with respect to tax audits, and expiration of the statute of limitations. The ultimate outcome for a particular tax position may not be determined with certainty prior to the conclusion of a tax audit and, in some cases, appeal or litigation process. The actual benefits ultimately



Table of Contents**JD.com, Inc.****Notes to the Consolidated Financial Statements (Continued)****(All amounts in thousands, except for share and per share data)****2. Summary of significant accounting policies (Continued)**

realized may differ from the Group's estimates. As each audit is concluded, adjustments, if any, are recorded in the Group's consolidated financial statements in the period in which the audit is concluded. Additionally, in future periods, changes in facts, circumstances and new information may require the Group to adjust the recognition and measurement estimates with regard to individual tax positions. Changes in recognition and measurement estimates are recognized in the period in which the changes occur. As of December 31, 2011, 2012 and 2013, the Group did not have any significant unrecognized uncertain tax positions.

*cc.****Leases***

Each lease is classified at the inception date as either a capital lease or an operating lease. For the lessee, a lease is a capital lease if any of the following conditions exist: a) ownership is transferred to the lessee by the end of the lease term, b) there is a bargain purchase option, c) the lease term is at least 75% of the property's estimated remaining economic life or d) the present value of the minimum lease payments at the beginning of the lease term is 90% or more of the fair value of the leased property to the lessor at the inception date. A capital lease is accounted for as if there was an acquisition of an asset and an incurrence of an obligation at the inception of the lease. All other leases are accounted for as operating leases. Payments made under operating lease are charged to the Consolidated Statements of Operations and Comprehensive Loss on a straight-line basis over the terms of underlying lease. The Group has no capital leases for any of the periods presented.

*dd.****Comprehensive income/(loss)***

Comprehensive income/(loss) is defined to include all changes in equity of the Group during a period arising from transactions and other event and circumstances except those resulting from investments by shareholders and distributions to shareholders. For the periods presented, the Group's comprehensive income/(loss) includes net income/(loss) and foreign currency translation adjustments and is presented in the Consolidated Statements of Operations and Comprehensive Loss.

*ee.****Earnings (Loss) per share***

Basic earnings (loss) per share is computed by dividing net income (loss) attributable to holders of ordinary shares, considering the accretions to redemption value of the preferred shares, by the weighted average number of ordinary shares outstanding during the period using the two-class method. Under the two-class method, net income is allocated between ordinary shares and other participating securities based on their participating rights. Diluted earnings (loss) per share is calculated by dividing net income (loss) attributable to ordinary shareholders, as adjusted for the accretion and allocation of net income related to the preferred shares, if any, by the weighted average number of ordinary and dilutive ordinary equivalent shares outstanding during the period. Ordinary equivalent shares consist of shares issuable upon the conversion of the preferred shares using the if-converted method, unvested restricted shares, restricted share units and ordinary shares issuable upon the exercise of outstanding share option (using the treasury stock method). Ordinary equivalent shares are not included in the denominator of the diluted earnings per share calculation when inclusion of such shares would be anti-dilutive.

Table of Contents

**JD.com, Inc.**

**Notes to the Consolidated Financial Statements (Continued)**

**(All amounts in thousands, except for share and per share data)**

**2. Summary of significant accounting policies (Continued)**

*ff.*

***Segment reporting***

The Group engages primarily in the sale of electronics and home appliances products and general merchandise products (including audio, video products and books) sourced from manufacturers, distributors and publishers in PRC on the internet through its website jd.com. The Group also operates its online marketplace under which third-party sellers sell products on the Group's website to customers. The Group does not distinguish revenues, costs and expenses between segments in its internal reporting, and reports costs and expenses by nature as a whole. The Group's chief operating decision maker, who has been identified as the Chief Executive Officer, reviews the consolidated results when making decisions about allocating resources and assessing performance of the Group as a whole and hence, the Group has only one reportable segment. The Group operates and manages its business as a single segment mainly through the provision of a single class of services for accelerating and improving the delivery of its products over the internet. The Group does not distinguish between markets or segments for the purpose of internal reports. As the Group's long-lived assets are all located in the PRC and most of all the Group's revenues are derived from the PRC, no geographical segments are presented.

*gg.*

***Statutory reserves***

The Group's subsidiaries, VIEs and VIEs' subsidiaries established in the PRC are required to make appropriations to certain non-distributable reserve funds.

In accordance with the laws applicable to the Foreign Investment Enterprises established in the PRC, the Group's subsidiaries registered as wholly-owned foreign enterprise have to make appropriations from their after-tax profits (as determined under generally accepted accounting principles in the PRC ("PRC GAAP")) to reserve funds including general reserve fund, enterprise expansion fund and staff bonus and welfare fund. The appropriation to the general reserve fund must be at least 10% of the after-tax profits calculated in accordance with PRC GAAP. Appropriation is not required if the general reserve fund has reached 50% of the registered capital of the company. Appropriations to the enterprise expansion fund and staff bonus and welfare fund are made at the respective company's discretion.

In addition, in accordance with the PRC Company Laws, the Group's VIE and VIEs subsidiaries, registered as Chinese domestic companies, must make appropriations from their after-tax profits as determined under the PRC GAAP to non-distributable reserve funds including statutory surplus fund and discretionary surplus fund. The appropriation to the statutory surplus fund must be 10% of the after-tax profits as determined under PRC GAAP. Appropriation is not required if the statutory surplus fund has reached 50% of the registered capital of the company. Appropriation to the discretionary surplus fund is made at the discretion of the respective company.

The use of the general reserve fund, enterprise expansion fund, statutory surplus fund and discretionary surplus fund are restricted to the offsetting of losses or increasing of the registered capital of the respective company. The staff bonus and welfare fund is a liability in nature and is restricted to fund payments of special bonus to employees and for the collective welfare of employees. None of these reserves are allowed to be transferred to the company in terms of cash dividends, loans or advances, nor can they be distributed except under liquidation.

Table of Contents

**JD.com, Inc.**

**Notes to the Consolidated Financial Statements (Continued)**

**(All amounts in thousands, except for share and per share data)**

**2. Summary of significant accounting policies (Continued)**

For the years ended December 31, 2011, 2012 and 2013, profit appropriation to statutory surplus fund for the Group's entities incorporated in the PRC was approximately RMB Nil, RMB1,838 and RMB810, respectively. No appropriation to other reserve funds was made for any of the periods presented.

*hh.*

***Recent accounting pronouncements***

In July 2012, the FASB issued revised guidance on "Testing Indefinite-Lived Intangible Assets for Impairment." The revised guidance provides an entity the option first to assess qualitative factors to determine whether the existence of events and circumstances indicates that it is more likely than not that an indefinite-lived intangible asset is impaired. If, after assessing the totality of events and circumstances, an entity concludes that it is not more likely than not that the indefinite-lived intangible asset is impaired, then the entity is not required to take further action. However, if an entity concludes otherwise, then it is required to determine the fair value of the indefinite-lived intangible asset and perform a quantitative impairment test by comparing the fair value with the carrying amount in accordance with U.S. GAAP. The revised guidance is effective for the Company for annual and interim impairment tests performed for the fiscal year beginning on January 1, 2013. This amendment will not have a material effect on the Group's financial position, results of operations or liquidity.

In February 2013, the FASB issued revised guidance on "Comprehensive Income: Reporting of Amounts Reclassified Out of Accumulated Other Comprehensive Income." The revised guidance does not change the current requirements for reporting net income or other comprehensive income in financial statements. However, the revised guidance requires an entity to provide information about the amounts reclassified out of accumulated other comprehensive income by component. In addition, an entity is required to present, either on the face of the statement where net income is presented or in the notes, significant amounts reclassified out of accumulated other comprehensive income by the respective line items of net income but only if the amount reclassified is required under U.S. GAAP to be reclassified to net income in its entirety in the same reporting period. For other amounts that are not required under U.S. GAAP to be reclassified in their entirety to net income, an entity is required to cross-reference to other disclosures required under U.S. GAAP that provide additional detail about those amounts. The revised guidance is effective prospectively for the Company for the reporting periods beginning on January 1, 2013. The revised guidance will not have a material effect on the Group's financial position, results of operations or liquidity.

In July 2013, the FASB issued ASU 2013-11, "Presentation of an Unrecognized Tax Benefit When a Net Operating Loss Carryforward, a Similar Tax Loss, or a Tax Credit Carryforward Exists", which is an update to provide guidance on the financial statement presentation of an unrecognized tax benefit when a net operating loss carryforward exists. The guidance requires an entity to present an unrecognized tax benefit in the financial statements as a reduction to a deferred tax asset for a net operating loss carryforward, except for when a net operating loss carryforward is not available as of the reporting date to settle taxes that would result from the disallowance of the tax position or when the entity does not intend to use the deferred tax asset for purposes of reducing the net operating loss carry forward. The guidance is effective for fiscal years beginning after December 15, 2013 and for interim periods within that fiscal year. The Group does not expect the adoption of this pronouncement to have a significant impact on its consolidated financial statements.

Table of Contents

**JD.com, Inc.**

**Notes to the Consolidated Financial Statements (Continued)**

**(All amounts in thousands, except for share and per share data)**

**3. Concentration and risks**

*Concentration of customers and suppliers*

There are no customers or suppliers from whom revenues or purchases individually represent greater than 10% of the total revenues or the total purchases of the Group for the years ended December 31, 2011, 2012 and 2013.

*Concentration of credit risk*

Assets that potentially subject the Group to significant concentrations of credit risk primarily consist of cash and cash equivalents, restricted cash, accounts receivable and short-term investments. The maximum exposure of such assets to credit risk is their carrying amounts as of the balance sheet dates. As of December 31, 2011, 2012 and 2013, all of the Group's cash and cash equivalents, restricted cash and short-term investments were held by major financial institutions located in the PRC and Hong Kong which management believes are of high credit quality. PRC does not have an official deposit insurance program, nor does it have an agency similar to the Federal Deposit Insurance Corporation (FDIC) in the United States. However, the Group believes that the risk of failure of any of these PRC banks is remote. Bank failure is uncommon in China and the Group believes that those Chinese banks that hold the Group's cash and cash equivalents, restricted cash and short-term investments are financially sound based on public available information. Accounts receivable are typically unsecured and are derived from revenues earned from customers in the PRC. The risk with respect to accounts receivable is mitigated by credit evaluations the Group performs on its customers and its ongoing monitoring process of outstanding balances.

*Currency convertibility risk*

The PRC government imposes controls on the convertibility of RMB into foreign currencies. The Group's cash and cash equivalents, restricted cash and short-term investments denominated in RMB that are subject to such government controls amounted to RMB1,538,305, RMB6,359,129 and RMB9,865,714 as of December 31, 2011, 2012 and 2013, respectively. The value of RMB is subject to changes in the central government policies and to international economic and political developments affecting supply and demand in the PRC foreign exchange trading system market. In the PRC, certain foreign exchange transactions are required by law to be transacted only by authorized financial institutions at exchange rates set by the People's Bank of China (the "PBOC"). Remittances in currencies other than RMB by the Group in the PRC must be processed through PBOC or other Chinese foreign exchange regulatory bodies which require certain supporting documentation in order to process the remittance.

*Foreign currency exchange rate risk*

From July 21, 2005, the RMB is permitted to fluctuate within a narrow and managed band against a basket of certain foreign currencies. While the international reaction to the RMB appreciation has generally been positive, there remains significant international pressure on the PRC government to adopt an even more flexible currency policy, which could result in a further and more significant appreciation of the RMB against the U.S. dollar.

Table of Contents

## JD.com, Inc.

## Notes to the Consolidated Financial Statements (Continued)

(All amounts in thousands, except for share and per share data)

**4. Restricted cash and restricted time deposit**

To meet the requirements of specific business operations, including secured deposits held in designated bank accounts for issuance of bank acceptance and letter of guarantee, the Group held restricted cash of RMB289,971, RMB920,130 and RMB342,387 as of December 31, 2011, 2012 and 2013, respectively. Changes in the restricted cash balance associated with the bank acceptance are classified as cash flows from operating activities as the Group considers restricted cash arising from these activities directly related to the Group's ordinary business operations.

To maintain guarantee balances at the bank as collaterals for the short-term bank loans of US\$138,000 and US\$153,000 (see Note 14), the Group held restricted cash of RMB1,000,000 and RMB1,000,000 as of December 31, 2012 and 2013, which were bank deposits with the original term of one year at the bank, respectively. In addition, the Group held restricted cash of RMB545,000 for capital verification of establishment of new entities as of December 31, 2013. Changes in the restricted cash balance associated with short-term bank loans and capital verification are classified as cash flow from investing activities as the Group considers restricted cash arising from these activities similar to an investment.

**5. Fair value measurement**

As of December 31, 2011, 2012 and 2013, information about inputs into the fair value measurements of the Group's assets that are measured at fair value on a recurring basis in periods subsequent to their initial recognition is as follows:

Description	December 31, 2011 RMB	Fair value measurement at reporting date using		
		Quoted Prices in Active Markets for Identical Assets (Level 1) RMB	Significant Other Observable Inputs (Level 2) RMB	Significant Unobservable Inputs (Level 3) RMB
Assets				
Cash equivalents:				
Time deposits	315,045		315,045	
Restricted cash	289,971		289,971	
Total assets	605,016		605,016	

Description	December 31, 2012 RMB	Fair value measurement at reporting date using		
		Quoted Prices in Active Markets for Identical Assets (Level 1) RMB	Significant Other Observable Inputs (Level 2) RMB	Significant Unobservable Inputs (Level 3) RMB
Assets				
Cash equivalents:				
Time deposits	1,303,851		1,303,851	
Money market fund	854,985	854,985		

Edgar Filing: DILLARD ALEX - Form 4

Restricted cash	1,920,130		1,920,130
Short-term investments			
Time deposits	1,080,000		1,080,000
Total assets	5,158,966	854,985	4,303,981

F-33

---

Table of Contents**JD.com, Inc.****Notes to the Consolidated Financial Statements (Continued)**

(All amounts in thousands, except for share and per share data)

**5. Fair value measurement (Continued)**

Description	December 31, 2013 RMB	Fair value measurement at reporting date using		
		Quoted Prices in Active Markets for Identical Assets (Level 1) RMB	Significant Other Observable Inputs (Level 2) RMB	Significant Unobservable Inputs (Level 3) RMB
Assets				
Cash equivalents:				
Time deposits	4,605,262		4,605,262	
Restricted cash	1,887,387		1,887,387	
Short-term investments				
Available for sale securities	1,903,224		1,903,224	
Total assets	8,395,873		8,395,873	

When available, the Group uses quoted market prices to determine the fair value of an asset or liability. If quoted market prices are not available, the Group will measure fair value using valuation techniques that use, when possible, current market-based or independently sourced market parameters, such as interest rates and currency rates. Following is a description of the valuation techniques that the Group uses to measure the fair value of assets that the Group reports on its consolidated balance sheets at fair value on a recurring basis.

**Cash equivalents**

Money market fund. The Group values its money market fund using observable inputs that reflect quoted prices for securities with identical characteristics, and accordingly, the Group classifies the valuation techniques that use these inputs as Level 1.

Time deposits. The Group values its time deposits held in certain bank accounts using quoted prices for securities with similar characteristics and other observable inputs, and accordingly, the Group classifies the valuation techniques that use these inputs as Level 2.

**Restricted cash**

Restricted cash is valued based on the pervasive interest rate in the market, and accordingly, the Group classifies the valuation techniques that use these inputs as Level 2.

**Available for sale securities**

Available-for-sale securities are valued using alternative pricing sources and models utilizing market observable inputs, and accordingly the Group classifies the valuation techniques that use these inputs as Level 2.

**Other financial instruments**

## Edgar Filing: DILLARD ALEX - Form 4

The followings are other financial instruments not measured at fair value in the consolidated balance sheets, but for which the fair value is estimated for disclosure purposes.

F-34

---



Table of Contents**JD.com, Inc.****Notes to the Consolidated Financial Statements (Continued)****(All amounts in thousands, except for share and per share data)****5. Fair value measurement (Continued)**

Short-term receivables and payables. Accounts receivable and prepayments and other assets are financial assets with carrying values that approximate fair value due to their short term nature. Accounts payable, advance from customers, accrued expenses and other liabilities and deferred revenues are financial liabilities with carrying values that approximate fair value due to their short term nature.

Short-term bank loan. The rates of interest under the loan agreements with the lending banks were determined based on the prevailing interest rates in the market. The Group classifies the valuation techniques that use these inputs as Level 2 of fair value measurements of short-term bank loan.

Prepayments and other assets in non-current assets. Prepayments and other assets in non-current assets are financial assets with carrying values that approximates fair value due to the change in fair value after considering the discount rate. The Group estimated fair values of non-current prepayments and other assets using the discount cash flow method. The Group classifies the valuation technique as Level 3 of fair value measurement, as it uses estimated cash flow input which is unobservable in the market.

**6. Business Combination**

On October 31, 2012, the Group invested RMB145,500 through Jingdong 360 to acquire 100% of the equity interests in Chinabank Payment and its wholly owned subsidiary Chinabank Payment Technology. The main purpose of the acquisition is to offer flexible payment service to the Group's online shopping customers and to improve cost efficiency in the Group's payment processing.

The acquisition had been accounted for as a business combination and the results of operations of Chinabank Payment from the acquisition date have been included in the Group's consolidated financial statements. The Group made estimates and judgments in determining the fair value of acquired assets and liabilities, based on management's experiences with similar assets and liabilities with the assistance from an independent valuation firm. The allocation of the purchase price is as follows:

	RMB	Weighted average amortization period at the acquisition date (in years)
<b>Tangible assets acquired and liabilities assumed</b>		
Cash	5,781	
Accounts payable	(53,936)	
Advance from customers	(6,552)	
Others	(3,442)	
<b>Identifiable intangible assets:</b>		
Online payment and other licenses	189,000	15
Identifiable net assets acquired (a)	130,851	
Cash consideration (b)	145,500	
Goodwill (b - a)	14,649	

F-35

Table of Contents**JD.com, Inc.****Notes to the Consolidated Financial Statements (Continued)****(All amounts in thousands, except for share and per share data)****6. Business Combination (Continued)**

Goodwill primarily represents the expected synergies from combining operations of the Group, Chinabank Payment and Chinabank Payment Technology, which are complementary to each other, and any other intangible benefits that would accrue to the Group that do not qualify for separate recognition. The excess of purchase price over net tangible assets and identifiable intangible assets acquired were recorded as goodwill. The goodwill is not expected to be deductible for tax purposes. No measurement period adjustment has been recorded.

Based on the assessment on the acquired companies' financial performance made by the Group, the acquired company including its subsidiary is not considered material to the Group. Thus the presentation of the pro-forma financial information with regard to a summary of the results of operations of the Group for the business combination is not required.

**7. Accounts receivable, net**

Accounts receivable, net, consists of the following:

	As of December 31,		
	2011 RMB	2012 RMB	2013 RMB
Product sales and online marketplace receivables	241,395	428,869	380,938
Advertising receivables	6,424	25,762	44,372
Others	18,923	26,384	78,549
Allowance for doubtful accounts			
Balance at beginning of the year	(3,287)	(21,208)	(1,877)
Additions	(17,921)	(831)	(559)
Reversals		3,237	666
Write-offs		16,925	
Balance at end of the year	(21,208)	(1,877)	(1,770)
Accounts receivable, net	245,534	479,138	502,089

The value-added tax receivables from customers, which ranges from 6% to 17% for the revenue from sales of various products or services rendered, are recorded in product sales and online marketplace receivables.

**8. Inventories, net**

Inventories, net, consist of the following:

	As of December 31,		
	2011 RMB	2012 RMB	2013 RMB
Products	2,747,509	4,720,771	6,358,151

Edgar Filing: DILLARD ALEX - Form 4

Packing materials and others	16,078	33,058	28,004
Inventories, net	2,763,587	4,753,829	6,386,155

F-36

---

Table of Contents**JD.com, Inc.****Notes to the Consolidated Financial Statements (Continued)****(All amounts in thousands, except for share and per share data)****9. Prepayments and other current assets**

Prepayments and other current assets consist of the following:

	As of December 31,		
	2011	2012	2013
	RMB	RMB	RMB
Interest receivables	6,437	58,475	28,654
Prepaid rental fees	23,930	48,434	79,423
Prepaid advertising costs	6,972	10,218	31,977
Deposits	6,617	14,967	20,386
Employee advances	10,904	15,174	12,809
Trade-in program receivables	59,965		
Others	9,769	12,150	45,853
	124,594	159,418	219,102

Trade-in program receivables represent funds to be collected from local municipalities that funded the home appliance trade-in program, which are mainly sponsored by the government's economy stimulus plan and in part provided as subsidies to customer purchases of energy efficient appliances.

**10. Property, equipment and software, net**

Property, equipment and software, net, consist of the following:

	As of December 31,		
	2011	2012	2013
	RMB	RMB	RMB
Electronic equipment	203,426	454,510	671,491
Office equipment	12,930	22,245	30,326
Vehicles	72,187	154,116	199,780
Logistic and warehouse equipment	104,582	191,337	232,603
Leasehold improvement	24,773	46,020	59,983
Software	12,597	40,803	57,508
Building			275,717
Total	430,495	909,031	1,527,408
Less: Accumulated depreciation	(110,019)	(269,697)	(502,980)

Edgar Filing: DILLARD ALEX - Form 4

Net book value	320,476	639,334	1,024,428
----------------	---------	---------	-----------

Depreciation expenses were RMB73,441, RMB169,277 and RMB257,213 for the years ended December 31, 2011, 2012 and 2013, respectively.

F-37

---

Table of Contents**JD.com, Inc.****Notes to the Consolidated Financial Statements (Continued)****(All amounts in thousands, except for share and per share data)****11. Intangible assets, net**

Intangible assets, net, consist of the following:

	As of December 31,		
	2011	2012	2013
	RMB	RMB	RMB
Domain names	2,621	36,032	40,353
Online payment and other licenses (Note 6)		189,000	189,000
Copyrights		11,889	17,805
Less: Accumulated amortization	(240)	(7,128)	(31,356)
Intangible assets, net	2,381	229,793	215,802

Amortization expenses for intangible assets were RMB240, RMB6,888 and RMB24,228 for the years ended December 31, 2011, 2012 and 2013, respectively.

As of December 31, 2013, amortization expenses related to the intangible assets for future periods are estimated to be as follows:

	For the years ended December 31,					
	2014	2015	2016	2017	2018	2019 and thereafter
	RMB	RMB	RMB	RMB	RMB	RMB
Amortization expenses	20,999	18,620	17,279	16,718	16,635	125,551

**12. Land use rights, net**

Land use rights, net, consist of the following:

	As of December 31,		
	2011	2012	2013
	RMB	RMB	RMB
Land use rights	96,830	537,831	620,383
Less: Accumulated amortization	(265)	(9,830)	(21,530)
Net book value	96,565	528,001	598,853

Amortization expenses for land use rights were RMB265, RMB9,565 and RMB11,700 for the years ended December 31, 2011, 2012 and 2013, respectively.

## Edgar Filing: DILLARD ALEX - Form 4

As of December 31, 2013, amortization expenses related to the land use rights for future periods are estimated to be as follows:

	For the years ended December 31,					
	2014	2015	2016	2017	2018	2019 and thereafter
	RMB	RMB	RMB	RMB	RMB	RMB
Amortization expenses	12,408	12,408	12,408	12,408	12,408	536,813

F-38

---

Table of Contents**JD.com, Inc.****Notes to the Consolidated Financial Statements (Continued)****(All amounts in thousands, except for share and per share data)****13. Other non-current assets**

Other non-current assets consist of the following:

	As of December 31,		
	2011	2012	2013
	RMB	RMB	RMB
Prepayments for purchase of office building	161,400	261,400	100,000
Staff loans	2,150	74,682	132,932
Prepayments for purchase of land use rights	72,000		22,000
Rental deposits	23,694	51,547	54,408
Prepayments for purchase of property, equipment and software	11,470	35,543	34,456
Prepayments for construction in progress			33,765
Others	5,633	6,778	24,312
Total	276,347	429,950	401,873

**14. Short-term bank loan**

In June 2012, the Group entered into a loan agreement, whereby on June 14, 2012 the Group effectively pledged certain time deposits to secure the bank loan, totaling US\$138,000 (RMB872,036) and bearing interest at 1.50% per annum over 1-month London Inter-Bank Offered Rate ("LIBOR") with the maturity date of June 14, 2013. The loan was fully repaid in June 2013.


In November 2013, the Group entered into another loan agreement, whereby on November 4, 2013 the Group effectively pledged certain time deposits to secure the bank loan, totaling US\$153,000 (RMB940,216) and bearing interest at 1.30% per annum over 1-month London Inter-Bank Offered Rate ("LIBOR") with the maturity date of November 3, 2014.

**15. Accrued expenses and other current liabilities**

Accrued expenses and other current liabilities consist of the following:

	As of December 31,		
	2011	2012	2013
	RMB	RMB	RMB
Salary and welfare payable	412,988	800,364	1,080,072
Vendor deposits	60,149	392,976	857,573
Rental fee payables	19,412	16,816	22,155
Professional fee accruals	37,810	55,491	63,280
Others	41,081	75,231	246,718
Total	571,440	1,340,878	2,269,798





F-39

---

Table of Contents**JD.com, Inc.****Notes to the Consolidated Financial Statements (Continued)****(All amounts in thousands, except for share and per share data)****16. Others, net**

Others, net, consist of the following:

	For the year ended December 31,		
	2011 RMB	2012 RMB	2013 RMB
Foreign exchange gains, net	41,309	13,762	92,761
Government financial incentives	25,560	41,690	120,301
Others	(2,669)	4,873	(19,507)
<b>Total</b>	<b>64,200</b>	<b>60,325</b>	<b>193,555</b>

Government financial incentives represent rewards provided by the relevant PRC municipal government authorities to the Group for business achievements made by the Group. As there is no further obligation for the Group to perform, government financial incentives are recognized as other income when received. The amount of such government financial incentives are determined solely at the discretion of the relevant government authorities, and there is no assurance that the Group will continue to receive these government financial incentives in the future.

**17. Taxation**

a)

***Transition from PRC Business Tax to PRC Value Added Tax***

A pilot program for transition from Business Tax to Value Added Tax ("VAT") for certain services revenues was launched in Shanghai on January 1, 2012. Starting from September 1, 2012, the pilot program was expanded from Shanghai to other cities and provinces in China, including Beijing, Wuhan, Guangzhou, Tianjin and Suqian, in which the Group has its operations.

b)

***Value added tax***

During the periods presented, the Group was subject to 13% and 17% VAT for revenues from sales of audio, video products and books and sales of other products, respectively, in the PRC.

Prior to the pilot program, the Group were subject to 5% or 3% Business Tax for revenues from online advertising and other services or for revenues from intercompany logistic services, which is eliminated in consolidation, respectively. After the launch of the pilot program, the Group is subject to 11% VAT for the revenues from logistics services and 6% VAT for the revenues from online advertising and other services.

The Group is also subject to surcharges of VAT payments according to PRC tax law.

c)

***Business tax***

## Edgar Filing: DILLARD ALEX - Form 4

Chinabank Payment and Chinabank Payment Technology are subject to 5% business tax and related surcharges for revenues from online payment services. Business tax and the related surcharges are recognized when the revenue is earned.

Not affected by the pilot program, the Group is also subject to 3% cultural undertaking development fees on revenues from online advertising services in China.

F-40

---

Table of Contents

**JD.com, Inc.**

**Notes to the Consolidated Financial Statements (Continued)**

**(All amounts in thousands, except for share and per share data)**

**17. Taxation (Continued)**

*d)*

***Income tax***

*Cayman Islands*

Under the current laws of the Cayman Islands, the Company and its subsidiaries incorporated in the Cayman Islands are not subject to tax on income or capital gain. Additionally, the Cayman Islands does not impose a withholding tax on payments of dividends to shareholders.

*British Virgin Islands*

Under the current laws of the British Virgin Islands, entities incorporated in British Virgin Island are not subject to tax on their income or capital gains.

*Hong Kong*

Under the current Hong Kong Inland Revenue Ordinance, the Group's subsidiaries in Hong Kong are subject to 16.5% Hong Kong profit tax on its taxable income generated from operations in Hong Kong. Additionally, payments of dividends by the subsidiaries incorporated in Hong Kong to the Company are not subject to any Hong Kong withholding tax.

*China*

On March 16, 2007, the National People's Congress of PRC enacted a new Corporate Income Tax Law ("new CIT law"), under which Foreign Investment Enterprises ("FIEs") and domestic companies would be subject to corporate income tax at a uniform rate of 25%. The new CIT law became effective on January 1, 2008. Under the new CIT law, preferential tax treatments will continue to be granted to entities which conduct businesses in certain encouraged sectors and to entities otherwise classified as "high and new technology enterprises".

Chinabank Payment Technology has been qualified as "high and new technology enterprise" since 2010, and enjoyed a preferential corporate income tax rate of 15% from 2011 to 2013. Chinabank Payment Technology will continue to benefit from the same income tax rate in 2014, provided that it continues to be qualified as "high and new technology enterprise" during such period.

The Group's other PRC subsidiaries, VIEs and VIEs' subsidiaries are subject to the statutory income tax rate of 25%.

*Withholding tax on undistributed dividends*

The new CIT Law also provides that an enterprise established under the laws of a foreign country or region but whose "de facto management body" is located in the PRC be treated as a resident enterprise for PRC tax purposes and consequently be subject to the PRC income tax at the rate of 25% for its global income. The Implementing Rules of the EIT Law merely define the location of the "de facto management body" as "the place where the exercising, in substance, of the overall management and control of the production and business operation, personnel, accounting, property, etc., of a non-PRC company is located." Based on a review of surrounding facts and circumstances, the

Table of Contents**JD.com, Inc.****Notes to the Consolidated Financial Statements (Continued)****(All amounts in thousands, except for share and per share data)****17. Taxation (Continued)**

Group does not believe that it is likely that its operations outside of the PRC should be considered a resident enterprise for PRC tax purposes.

The new CIT law also imposes a withholding income tax of 10% on dividends distributed by an FIE to its immediate holding company outside of China, if such immediate holding company is considered as a non-resident enterprise without any establishment or place within China or if the received dividends have no connection with the establishment or place of such immediate holding company within China, unless such immediate holding company's jurisdiction of incorporation has a tax treaty with China that provides for a different withholding arrangement. The Cayman Islands, where the Company incorporated, does not have such tax treaty with China. According to the arrangement between Mainland China and Hong Kong Special Administrative Region on the Avoidance of Double Taxation and Prevention of Fiscal Evasion in August 2006, dividends paid by an FIE in China to its immediate holding company in Hong Kong will be subject to withholding tax at a rate of no more than 5% (if the foreign investor owns directly at least 25% of the shares of the FIE). The Company did not record any dividend withholding tax, as it has no retained earnings for any of the periods presented.

Reconciliations of the differences between PRC statutory income tax rate and the Group's effective income tax rate for the years ended December 31, 2011, 2012 and 2013 are as follows:

	<b>For the year ended December 31,</b>		
	<b>2011</b>	<b>2012</b>	<b>2013</b>
Statutory income tax rate	25.0%	25.0%	25.0%
Tax effect of preferential tax treatments		0.0%	172.3%
Tax effect of tax-exempt entities	1.9%	0.3%	54.7%
Effect on tax rates in different tax jurisdiction		0.2%	22.1%
Tax effect of non-deductible expenses	(1.4%)	(3.3%)	(148.4%)
Tax effect of non-taxable income		0.3%	36.5%
Changes in valuation allowance	(25.5%)	(22.0%)	(97.0%)
Expiration of loss carry forward		(0.9%)	(65.1%)
<b>Effective tax rates</b>		<b>(0.4%)</b>	<b>0.1%</b>

Table of Contents**JD.com, Inc.****Notes to the Consolidated Financial Statements (Continued)****(All amounts in thousands, except for share and per share data)****17. Taxation (Continued)**

e)

*Deferred tax assets and deferred tax liabilities*

	As of December 31,		
	2011	2012	2013
	RMB	RMB	RMB
Deferred tax assets			
Allowance for doubtful accounts	5,302	469	443
Deferred revenues			52,132
Net operating loss carry forwards	472,818	856,944	853,258
Less: valuation allowance	(478,120)	(857,413)	(905,833)
Net deferred tax assets			
Current deferred tax liabilities:			
Interest income		6,127	6,087
Total current deferred tax liabilities		6,127	6,087

As of December 31, 2013, the Group had net operating loss carry forwards of approximately RMB3,426,981 which arose from the subsidiaries, VIEs and VIEs' subsidiaries established in the PRC. The loss carry forwards will expire during the period from 2014 to 2018.

A valuation allowance is provided against deferred tax assets when the Group determines that it is more likely than not that the deferred tax assets will not be utilized in the future. In making such determination, the Group evaluates a variety of factors including the Group's operating history, accumulated deficit, existence of taxable temporary differences and reversal periods.

The Group has incurred net accumulated operating losses for income tax purposes since its inception. The Group believes that it is more likely than not that these net accumulated operating losses and other deferred tax assets will not be utilized in the future. Therefore, the Group has provided full valuation allowances for the deferred tax assets as of December 31, 2011, 2012 and 2013.

*Movement of valuation allowance*

	As of December 31,		
	2011	2012	2013

Edgar Filing: DILLARD ALEX - Form 4

	RMB	RMB	RMB
Balance at beginning of the period	150,352	478,120	857,413
Additions	327,768	399,568	81,119
Reversals		(20,275)	(32,699)

Balance at end of the period	478,120	857,413	905,833
------------------------------	---------	---------	---------

**18. Convertible Preferred Shares**

In conjunction with the Group's reorganization in 2007, the Group issued 155,000,000 Series A Convertible Redeemable Preferred Shares ("Series A Preferred Shares") and warrants to purchase

F-43

---

Table of Contents**JD.com, Inc.****Notes to the Consolidated Financial Statements (Continued)****(All amounts in thousands, except for share and per share data)****18. Convertible Preferred Shares (Continued)**

additional 130,940,000 Series A Preferred Shares ("Warrants-A") for an aggregate purchase price of RMB38,672.

In August 2007, upon the exercise of the Warrants-A by the investor, the Group issued 130,940,000 Series A-1 Convertible Redeemable Preferred Shares ("Series A-1 Preferred Shares") for an aggregate purchase price of RMB37,961.

In January 2009, the Group issued 178,164,555 Series B Convertible Redeemable Preferred Shares ("Series B Preferred Shares") for an aggregate purchase price of RMB108,719. In addition, the Company also issued 57,145,445 Series B Preferred Shares upon the conversion of the convertible notes, which was issued to a Series A Preferred Shares investor for a cash consideration of US\$5,100 on July 16, 2008.

In September 2010, the Group issued 178,238,250 Series C Convertible Redeemable Preferred Shares ("Series C Preferred Shares") for an aggregate purchase price of RMB924,559. Additionally, 64,579,075 Series A-1 Preferred Shares and 15,498,980 Series B Preferred Shares were extinguished in exchange for 80,078,055 Series C Preferred Shares. Please refer to Note 19 for the exchange and re-designation of the Series A-1 and B Preferred Shares. In conjunction of the issuance of the Series C Preferred Shares, the Group also granted warrants ("Warrants-C") to two of the Series C Preferred Shares investors to acquire 78,786,475 and 5,166,325 shares of ordinary shares, respectively. (Note 20).

The Series A, A-1, B and C Preferred Shares are collectively referred to as the "Preferred Shares". As of December 31, 2013, Preferred Shares are comprised of the following:

Series	Issuance Date	Shares Issued	Issue Price per Share	As of December 31, 2013			
				Proceeds from Issuance		Shares Outstanding	Carrying Amount
				US\$	US\$		
A	March 27, 2007	155,000,000	0.0323	5,000	155,000,000	215,626	
A-1*	August 15, 2007	130,940,000	0.0382	5,000	36,894,000	40,224	
B*	January 12, 2009	235,310,000	0.0892	21,000	59,539,244	88,241	
C*	September 21, 2010	178,238,250	0.7742	138,000	258,316,305	7,173,263	

\*

Refer to Note 19 for exchange and re-designation of Preferred Shares.

All series of Preferred Shares have a par value of US\$0.00002 per share.

The Company determined that the Series A, A-1 and B Preferred Shares should be classified as mezzanine equity upon their respective issuance since the Series A, A-1 and B Preferred Shares were contingently redeemable by the holders 4 years from the Series B Preferred Shares issuance date in the event that a qualified initial public offering ("First Qualified IPO") has not occurred and the Series A, A-1 and B Preferred Shares have not been converted. As of December 31, 2011, as a result of the waivers to their redemption and preferential liquidation rights, the Series A, A-1 and B Preferred Shares were reclassified from mezzanine equity to permanent equity. The Company has also determined that the Series C Preferred Shares should be classified as mezzanine equity since its insurance as they are contingently redeemable by the holders in the event that a qualified initial public offering ("Second Qualified IPO") has not occurred by January 1, 2014 (which has been deferred to January 1, 2015 upon the Group's request in December 2013). The First Qualified IPO is defined as a



Table of Contents

**JD.com, Inc.**

**Notes to the Consolidated Financial Statements (Continued)**

**(All amounts in thousands, except for share and per share data)**

**18. Convertible Preferred Shares (Continued)**

firm commitment underwritten registered public offering in the United States, with gross proceeds to the Company in excess of US\$50,000 and the total securities issued by the Company in such offering no more than twenty-five percent of all outstanding share capital of the Company before the offering, or in a similar public offering of the ordinary shares of the Company in Hong Kong or another jurisdiction which results in the ordinary shares trading publicly on a recognized international securities exchange. The Second Qualified IPO is defined as a firm commitment underwritten registered public offering in the United States, with an implied pre-offering valuation of the Group of at least US\$1,500,000 or in a similar public offering in Hong Kong or another jurisdiction which results in the ordinary shares trading publicly on a recognized international securities exchange.

The Company records accretion on the Preferred Shares, where applicable, to the redemption value from the issuance dates to the earliest redemption dates.

The Company determined that there were no embedded derivatives requiring bifurcation as the economic characteristics and risks of the embedded conversion and redemption features are clearly and closely related to that of the Preferred Shares. The Preferred Shares are not readily convertible into cash as there is not a market mechanism in place for trading of the Company's shares.

The Group has determined that there was no embedded beneficial conversion feature attributable to the Preferred Shares because the initial effective conversion prices of Preferred Shares were higher than the fair value of the Group's ordinary shares determined by the Group with the assistance from an independent valuation firm.

The rights, preferences and privileges of the Preferred Shares are as follows:

*Dividend rights*

No dividends shall be made to ordinary shareholders until dividends in like amount have been paid on each outstanding Preferred Shares (on an as-if-converted basis).

Prior to the issuance of Series B Preferred Shares, the holders of the Series A and A-1 Preferred Shares shall be entitled to: (i) receive, on an annual basis, preferential, non-cumulative dividends at the rate of eight percent (8%) of the Series A and A-1 Preferred Shares issue price, payable in cash when and as such cash becomes legally available therefore on parity with each other, prior and in preference to any dividend on any other shares; provided that such dividends shall be payable only when, as, and if declared by the Board of Directors; (ii) receive on a pari passu basis, when, as and if declared at the sole discretion of the Board of Directors, but only out of funds that are legally available therefore, cash dividends at the rate or in the amount as the Board of Directors considers appropriate.

Upon the issuance of Series B Preferred Shares on January 12, 2009, the dividend rights of the Series A and A-1 Preferred Shares were modified to be the same as Series B Preferred Shares, in which the holders of Series A, A-1 and B Preferred Shares shall be entitled to receive on a pari passu basis, when, as and if declared at the sole discretion of the Board of Directors, but only out of funds that are legally available therefore, cash dividends at the rate or in the amount as the Board of Directors considers appropriate. In addition, no dividend shall be paid out unless approved by holder(s) of (i) at least fifty percent (50%) of the Series A and A-1 Preferred Shares, which holder(s) in each case shall include Best Alliance International Holdings Limited ("Best Alliance"), and (ii) at least

Table of Contents

**JD.com, Inc.**

**Notes to the Consolidated Financial Statements (Continued)**

**(All amounts in thousands, except for share and per share data)**

**18. Convertible Preferred Shares (Continued)**

seventy five percent (75%) of the Series B Preferred Shares, which holder(s) in each case shall include Strong Desire Limited ("Strong Desire") and Capital Today Investment XIII Limited ("CTI").

In association with the issuance of the Series C Preferred Shares on September 21, 2010, the dividend rights of the Series A, A-1 and B Preferred Shares were modified to be the same as Series C Preferred Shares, in which the holders of the Preferred Shares shall be entitled to receive on a pari passu basis, when, as and if declared at the sole discretion of the Board of Directors, but only out of funds that are legally available therefore, cash dividends at the rate or in the amount as the Board of Directors considers appropriate. In addition, no dividend shall be paid out unless approved by (i) Max Smart Limited ("Max Smart") and (ii) the holder(s) of a majority of the voting power of the then outstanding Preferred Shares, ordinary shares held by certain investors (voting together as a single class and calculated on an as converted basis).

No dividends on Preferred Shares and ordinary shares have been declared since the inception through December 31, 2013. Max Smart is an ordinary shareholder of the Company, which is owned and controlled by the Founder.

*Liquidation preferences*

In the event of any liquidation, dissolution or winding up of the Group, either voluntarily or involuntarily, the holders of the Series A, A-1 and B Preferred Shares shall be entitled to receive an amount equal to 120% of the original purchase price plus all declared but unpaid dividends, while the holders of the Series C Preferred Shares shall be entitled to receive an amount equal to 100% of the original purchase price plus all declared but unpaid dividends.

In association with the issuance of the Series C Preferred Shares in 2010, the Series A, A-1 and B Preferred Shares holders waived their liquidation preference rights and rank pari passu with the ordinary shareholders.

*Redemption rights*

Prior to the issuance of Series B Preferred Shares, the Series A and A-1 Preferred Shares were redeemable if (i) the Group failed to consummate a First Qualified IPO by the end of the year 2013, or (ii) there was a material breach by any of the Group's entities or the Founder, subject to the applicable laws of the British Virgin Islands, and if so requested by holder(s) of at least fifty percent of the Series A and A-1 Preferred Shares. The redemption price shall be equal to: Issuance price  $\times (108\%)^N$ , where "N" equals a fraction the numerator of which is the number of calendar days from the date on which the Series A and A-1 Preferred Shares were issued up to the date on which such preferred shares are redeemed and the denominator of which is 365.

Upon the issuance of Series B Preferred Shares on January 12, 2009, the redemption rights of the Series A and A-1 Preferred Shares were modified to be the same as Series B Preferred Shares, in which they were redeemable if (i) the Group failed to consummate a First Qualified IPO at any time after four years from January 12, 2009, or (ii) there was a material breach by any of the Group's entities or the Founder, subject to the applicable laws of the British Virgin Islands, and in the case of the Series A and A-1 Preferred Shares, if so requested by holder(s) of at least fifty percent of the Series A and A-1 Preferred Shares, and in the case of Series B Preferred Shares, if so requested by holder(s) of at least seventy five percent of the Series B Preferred Shares.

Table of Contents

**JD.com, Inc.**

**Notes to the Consolidated Financial Statements (Continued)**

**(All amounts in thousands, except for share and per share data)**

**18. Convertible Preferred Shares (Continued)**

The redemption price was to have been equal to the higher of (i) or (ii) below:

- (i) Issuance price  $\times (108\%)^N$ , "N" means a fraction the numerator of which is the number of calendar days from the date on which the Series A, A-1 and B Preferred Shares were issued up to the date on which such preferred shares are redeemed and the denominator of which is 365.
- (ii) the fair market value of Series A, A-1 and B Preferred Shares at the redemption date.

In association with the issuance of the Series C Preferred Shares in September 2010, the Series A, A-1 and B Preferred Shares holders waived their redemption rights and ranked pari passu with the ordinary shareholders.

The Series C Preferred Shares are redeemable if (i) the Group fails to consummate a Second Qualified IPO at any time before January 1, 2014 (which has been deferred to January 1, 2015 upon the request of the Group in December 2013) or (ii) there is a material breach by any of the Group's entities or the Founder, then subject to the applicable laws of the British Virgin Islands, and if so requested by holder(s) of at least fifty percent of the Series C Preferred Shares.

The redemption price shall be equal to the higher of (i) or (ii) below:

- (i) Issuance price  $\times (108\%)^N$ , "N" means a fraction the numerator of which is the number of calendar days from the date on which the Series C Preferred Shares were issued up to the date on which such preferred shares are redeemed and the denominator of which is 365.
- (ii) the fair market value of Series C Preferred Shares at the redemption date.

Due to the redemption features described above, the Group initially classified the Series A, A-1, B and C Preferred Shares in the mezzanine equity of the Consolidated Balance Sheets. As a result of the waiver to the redemption and preferential liquidation rights in 2010 in association with the issuance of Series C Preferred Shares, the Series A, A-1 and B Preferred Shares were reclassified from mezzanine equity to permanent equity in the Consolidated Balance Sheets.

The fair market value of the Preferred Shares was greater than their original purchase price as of December 31, 2011, 2012 and 2013. The Company accretes changes in the redemption value over the period from the date of issuance to the earliest redemption date of the Preferred Shares using effective interest method. Changes in the redemption value are considered to be changes in accounting estimates. The Company ceased to record accretion charges related to Series A, A-1 and B Preferred Shares upon the waiver of their redemption rights. Upon closing of the initial public offering, the Preferred Shares will convert into ordinary shares and the Series C Preferred Shares redemption value accretion will cease. The accretion is recorded against retained earnings, or in the absence of retained earnings, by charges against additional paid-in-capital. Once additional paid-in-capital has been exhausted, additional charges are recorded by increasing the accumulated deficit.

Table of Contents**JD.com, Inc.****Notes to the Consolidated Financial Statements (Continued)**

(All amounts in thousands, except for share and per share data)

**18. Convertible Preferred Shares (Continued)**

The Company's Preferred Shares activities for the years ended December 31, 2011, 2012 and 2013 are summarized below:

	Series A and A-1 Preferred Shares		Series B Preferred Shares		Series C Preferred Shares	
	Number of shares	Amount RMB	Number of shares	Amount RMB	Number of shares	Amount RMB
<b>Balance as of January 1, 2011</b>	221,360,925	301,654	84,786,405	126,417	258,316,305	1,489,824
Preferred shares redemption value accretion						1,660,619
Conversion of Series A-1 Preferred Shares to ordinary shares	(29,466,925)	(45,804)				
<b>Balance as of December 31, 2011</b>	191,894,000	255,850	84,786,405	126,417	258,316,305	3,150,443
Preferred shares redemption value accretion						1,587,454
<b>Balance as of December 31, 2012</b>	191,894,000	255,850	84,786,405	126,417	258,316,305	4,737,897
Preferred shares redemption value accretion						2,435,366
Conversion of Series B Preferred Shares to ordinary shares			(25,247,161)	(38,176)		
<b>Balance as of December 31, 2013</b>	191,894,000	255,850	59,539,244	88,241	258,316,305	7,173,263

*Voting rights*

The holder of each ordinary share issued and outstanding have one vote for each ordinary share held and the holder of each Preferred Shares have the number of votes as equals to the number of ordinary shares then issuable upon their conversion into ordinary shares. The holders of Preferred Shares shall vote together with the holders of ordinary shares on all matters submitted to a vote of the shareholders of the Company and not as a separate class or series.

*Conversion rights*

Each Preferred Shares is convertible, at the option of the holder, at any time after the date of issuance of such Preferred Shares according to a conversion ratio, subject to adjustments for dilution, including but not limited to stock splits, stock dividends and recapitalization. Each Preferred Shares is convertible into a number of ordinary shares determined by dividing the applicable original issuance price by the conversion price. The conversion price of each Preferred Shares is the same as its original issuance price if no adjustments to conversion price have occurred. As of December 31, 2013, each Preferred Shares is convertible into one ordinary share.

Prior to the issuance of Series B Preferred Shares, each Series A and A-1 Preferred Shares would automatically be converted, based on the then-effective conversion price, into ordinary share upon the earlier of (i) the closing of a First Qualified IPO or (ii) the vote or written consent of the holders of more than 50% of the then outstanding Series A and A-1 Preferred Shares (voting together as a single class).

Upon the issuance of Series B Preferred Shares on January 12, 2009, each Series A, A-1 and B Preferred Shares would automatically be converted, based on the then-effective conversion price, into ordinary share upon the earlier of (i) the closing of a First Qualified IPO or (ii) the vote or written

Table of Contents**JD.com, Inc.****Notes to the Consolidated Financial Statements (Continued)****(All amounts in thousands, except for share and per share data)****18. Convertible Preferred Shares (Continued)**

consent of the holders of (i) more than fifty percent of the Series A and A-1 Preferred Shares, which holder(s) in each case shall include Best Alliance, and (ii) more than seventy five percent of the Series B Preferred Shares, which holder(s) in each case shall include Strong Desire and CTI (voting separately on an as-converted basis).

In association with the issuance of the Series C Preferred Shares on September 21, 2010, each Preferred Shares is automatically converted into ordinary share at the then effective applicable conversion price, upon the earlier of (i) the closing of a Second Qualified IPO, or (ii) the vote or written consent of holders of more than fifty percent of the outstanding Preferred Shares of each class with respect to conversion of each class.

Upon the issuance of Series A and A-1 Preferred Shares, in the event that the Group issues additional ordinary shares at a price less than the then-applicable conversion price for the Series A and A-1 Preferred Shares, the conversion price shall be reduced, as of the opening of business on the date of such issuance, to a price equal to the price of such additional ordinary shares. Upon the issuance of Series B Preferred Shares on January 12, 2009, in the event that the Group issues additional ordinary shares at a price less than the then-applicable conversion price for the Series A, A-1 and B Preferred Shares, the conversion price of the Series A, A-1 and B Preferred Shares shall be reduced on a weighted average basis to a price determined by multiplying such conversion price by a fraction, the numerator of which shall be the number of ordinary shares outstanding immediately prior to such issuance on a fully diluted basis, plus the number of ordinary shares which the aggregate consideration received by the Group for such issuance would purchase at such conversion price in effect immediately prior to such issuance, and the denominator of which shall be the number of ordinary shares outstanding immediately prior to such issuance plus the number of such additional ordinary shares so issued. The conversion rights of Series C Preferred Shares were same as Series A, A-1 and B Preferred Shares.

**19. Exchange and Re-designation of Series A-1 and Series B Preferred Shares**

In 2010 and 2011, a certain number of Series A-1 and B Preferred Shares were exchanged for and re-designated into Series C Preferred Shares or ordinary shares. The table below summarizes these transactions:

Exchange/re-designation		Exchange/re-designation	Number of shares
From	To	date	exchanged/re-designated
Series B Preferred Shares	ordinary shares	May, 2010	135,024,615
Series A-1 Preferred Shares	Series C Preferred Shares	September, 2010	64,579,075
Series B Preferred Shares	Series C Preferred Shares	September, 2010	15,498,980
Series A-1 Preferred Shares	ordinary shares	August, 2011	29,466,925
Series B Preferred Shares	ordinary shares	December, 2013	25,247,161

F-49

Table of Contents

**JD.com, Inc.**

**Notes to the Consolidated Financial Statements (Continued)**

**(All amounts in thousands, except for share and per share data)**

**19. Exchange and Re-designation of Series A-1 and Series B Preferred Shares (Continued)**

*Exchange for Series C Preferred Shares*

Upon the issuance of the Series C Preferred Shares, the Group extinguished 64,579,075 Series A-1 Preferred Shares and 15,498,980 Series B Preferred Shares in exchange for a total of 80,078,055 Series C Preferred Shares. The transaction represents a repurchase of the Series A-1 and B Preferred Shares and issuance of the Series C Preferred Shares to the new investors and is accounted for under extinguishment accounting. The excess of the fair value of the consideration transferred in the amount of RMB415,381 to the holders of the Series A-1 and B Preferred Shares over the carrying amount of the Series A-1 and B Preferred Shares in the amount of RMB123,596, net of foreign exchange impact, would be recognized as deemed dividends. However, since the Group did not have any retained earnings, the excess was charged to additional paid-in capital which equaled to RMB304,054 with total translation adjustment gain amounted to RMB12,269.

The fair value of the Series C Preferred Shares was assessed using the income approach/discounted cash flow method, with a discount for lack of marketability given that the shares underlying the award were not publicly traded at the time of grant, and was determined with the assistance from an independent valuation firm using management's estimates and assumptions.

*Re-designated into Ordinary Shares*

135,024,615 Series B Preferred Shares, 29,466,925 Series A-1 Preferred Shares and 25,247,161 Series B Preferred Shares were transferred to new investors and re-designated into ordinary shares in May 2010, August 2011 and December 2013, respectively. These transactions would be viewed as if the holders of the Series B and A-1 Preferred Shares exercised their option to convert Series B and A-1 Preferred Shares into ordinary shares, and then subsequently transferred the newly converted ordinary shares to the new investors. Accordingly, the carrying amounts of the Series B and A-1 Preferred Shares were reduced, offset by increases in the ordinary shares and additional paid-in capital which equaled to RMB148,490, RMB38,545 and RMB34,108, respectively, with total translation adjustment gains amounted to RMB187, RMB7,255 and RMB4,065, respectively.

**20. Warrants**

In conjunction of the issuance of the Series C Preferred Shares, the Group granted warrants ("Warrants-C") to two of the Series C Preferred Shares investors to acquire 78,786,475 and 5,166,325 shares of ordinary shares, respectively. The warrants have an exercise price of US\$0.7742 per ordinary share, and exercisable at any time during a period commencing on the issuance of the warrants and expiring on the earlier of (i) a Second Qualified IPO (as defined in Note 18); or (ii) 20 months from the date of issuance of the warrants.

Warrants-C were classified in permanent equity in the Consolidated Balance Sheets because they were exercisable to purchase ordinary shares, and the Group had sufficient authorized and unissued ordinary shares to settle the warrant contract. In addition, there were no other terms that would require cash settlement. Warrants-C were initially measured at fair value, and the cash proceeds of the Series C Preferred Shares were allocated on a relative fair value basis to the Series C Preferred Shares issued and Warrants-C.

Table of Contents**JD.com, Inc.****Notes to the Consolidated Financial Statements (Continued)****(All amounts in thousands, except for share and per share data)****20. Warrants (Continued)**

The relative fair value of the Warrants-C at issuance was RMB15,327, which was estimated on the basis of Black-Scholes Option Pricing Model with the following assumptions:

	<b>Issuance</b>
Expected volatility	53.1%
Risk-free interest rate	1.5%
Expected dividend yield	
Expected life of the warrants	1.67
Fair value of ordinary shares	US\$0.374

The volatility of the Group's ordinary shares was estimated by management based on the historical volatility of similar U.S. and Hong Kong public companies. The risk-free interest rate was implied yield rate of China government bonds denominated in US\$ for a term applicable to the expected life of the warrants. The dividend yield was estimated based on the Group's expected dividend policy over the expected life of the warrants. The expected life reflects the best estimated period during which the warrants would be exercised.

In February 2012, upon the exercise of the Warrants-C, the Company issued 83,952,800 ordinary shares for considerations amounted to RMB410,164.

**21. Ordinary Shares**

Upon inception, each ordinary share was issued at a par value of US\$0.00002 per share. In March 2007, the Company issued 319,000,000 ordinary shares at a par value of US\$0.00002 and became the holding company of the Group pursuant to the reorganization events described in Note 1. Subsequently, various numbers of ordinary shares were issued to share-based compensation award recipients and investors. As of December 31, 2013, the authorized share capital of the Company is US\$60 divided into 2,435,536,365 ordinary shares, 221,360,925 Series A and A-1 Preferred Shares, 84,786,405 Series B Preferred Shares and 258,316,305 Series C Preferred Shares at a par value of US\$0.00002 per share.

The ordinary shares reserved for issuance upon exercise of Warrants-C, conversion of Preferred Shares, exercise of the restricted share units (RSUs) and share options were as follows:

	<b>As of December 31,</b>		
	<b>2011</b>	<b>2012</b>	<b>2013</b>
Reserved for exercise of Warrants-C (Note 20)	83,952,800		
Reserved for conversion of the Preferred Shares (Note 18)	534,996,710	534,996,710	509,749,549
Reserved for future exercise of the RSUs and share options (Note 22)	4,905,776	30,818,337	54,093,176
	623,855,286	565,815,047	563,842,725



Table of Contents

**JD.com, Inc.**

**Notes to the Consolidated Financial Statements (Continued)**

**(All amounts in thousands, except for share and per share data)**

**22. Share-based Compensation**

For the years ended December 31, 2011, 2012 and 2013, total share-based compensation expenses recognized were RMB70,964, RMB225,039 and RMB261,173, respectively.

The ordinary shares issued for the Company's equity incentive plans are held by Fortune Rising, a consolidated variable interest entity of the Company, and accounted for as treasury stocks of the Company prior to their vest.

**Adoption of 2013 Plan**

Before December 20, 2013, the Company granted share-based awards to eligible employees and non-employees pursuant to the 2008, 2009, 2010, 2011 stock incentive plans and 2011 special stock incentive plan (collectively, the "Original Plans"), which govern the terms of the awards. On December 20, 2013, the Company adopted the 2013 Share Incentive Plan ("2013 Plan"), which was approved by the Board of Directors of the Company, to replace the Original Plans. The awards granted and outstanding under the Original Plans will survive and remain effective and binding under the 2013 Plan. As of December 31, 2013, the Group had 229,241,756 ordinary shares available for future grants of share-based awards.

**Share option exchange program**

On December 20, 2013, the Company launched a one-time stock option exchange program (the "Program") pursuant to which eligible employees were able to exchange certain unvested RSUs for share options with the exercise price of US\$3.96. The Program expired on December 27, 2013. As a result of the Program, 155 employees exchanged 7,954,526 unvested RSU for options to purchase 23,863,578 ordinary shares at exercise price of US\$3.96 per share. The new awards are subject to the original vesting schedule with the corresponding exchanged RSUs. The Company determined the modification is a probable-to-probable modification (TYPE 1 modification), as the Program does not change the expectation that these award will ultimately vest. The incremental value of RMB89,030 as the result of the exchange will be recognized as expenses over the remaining vesting periods of 1 to 6 years.

**1) Employee awards**

The non-vested ordinary shares, RSUs and share options are scheduled to be vested over three to six years:

(1). One-third, one-fourth, one fifth or one-sixth of the awards, depending on different vesting schedules of the 2013 Plans, shall be vested upon the end of the calendar year in which the awards were granted or the first anniversary dates of the grants;

(2). The remaining of the awards shall be vested on straight line basis at the end of the remaining calendar or the anniversary years.

Table of Contents**JD.com, Inc.****Notes to the Consolidated Financial Statements (Continued)****(All amounts in thousands, except for share and per share data)****22. Share-based Compensation (Continued)***Non-vested ordinary shares*

A summary of the non-vested ordinary shares activities for the years ended December 31, 2011, 2012 and 2013 is presented below:

	Number of Shares	Weighted-Average Grant-Date Fair Value US\$
Unvested at January 1, 2011	17,176,755	0.16
Granted		
Vested	(8,065,546)	0.12
Forfeited	(422,365)	0.20
Unvested at December 31, 2011	8,688,844	0.19
Unvested at January 1, 2012	8,688,844	0.19
Granted		
Vested	(5,642,161)	0.16
Forfeited	(217,603)	0.17
Unvested at December 31, 2012	2,829,080	0.24
Unvested at January 1, 2013	2,829,080	0.24
Granted		
Vested	(2,320,633)	0.24
Forfeited	(508,447)	0.24
Unvested at December 31, 2013		

In January 2011, the Company agreed to purchase certain vested ordinary shares from various employees at RMB7.0 per share. A total of 1,639,265 vested ordinary shares were repurchased for cash consideration of RMB11,712.

## Edgar Filing: DILLARD ALEX - Form 4

For the years ended December 31, 2011, 2012 and 2013, total share-based compensation expenses recognized by the Group for the non-vested ordinary shares granted were RMB6,442, RMB3,156 and RMB1,142, respectively.

As of December 31, 2013, all share-based compensation expenses related to the non-vested ordinary shares granted have been recognized.

F-53

---

Table of Contents**JD.com, Inc.****Notes to the Consolidated Financial Statements (Continued)****(All amounts in thousands, except for share and per share data)****22. Share-based Compensation (Continued)***RSUs*

A summary of the RSUs activities for the years ended December 31, 2011, 2012 and 2013 is presented below:

	Number of RSUs	Weighted-Average Grant-Date Fair Value US\$
Unvested at January 1, 2011		
Granted	6,597,360	3.42
Vested	(1,635,259)	3.42
Forfeited	(56,325)	3.42
Unvested at December 31, 2011	4,905,776	3.42
Unvested at January 1, 2012	4,905,776	3.42
Granted	33,701,641	3.67
Vested	(4,689,658)	3.59
Forfeited	(3,099,422)	3.63
Unvested at December 31, 2012	30,818,337	3.65
Unvested at January 1, 2013	30,818,337	3.65
Granted	15,075,413	3.95
RSUs exchanged in connection with the share option exchange program	(7,954,526)	3.83
Vested	(6,365,824)	3.62
Forfeited	(4,422,552)	3.66
Unvested at December 31, 2013	27,150,848	3.77

For the years ended December 31, 2011, 2012 and 2013, total share-based compensation expenses recognized by the Group for the RSUs granted were RMB58,552, RMB215,713 and RMB254,124, respectively.

## Edgar Filing: DILLARD ALEX - Form 4

As of December 31, 2013, there were RMB484,932 of unrecognized share-based compensation expenses related to the RSUs granted. That expenses are expected to be recognized over a weighted-average period of 4.8 years.

### *Share Options*

The Company granted Nil, Nil and 3,048,750 service-based share options to its employees for the years ended December 31, 2011, 2012 and 2013, respectively. In December, 2013, the Company launched a one-time stock option exchange program under which 7,954,526 RSUs were exchanged for 23,863,578 share options, with the exercise price of US\$3.96 per share.

F-54

---

Table of Contents**JD.com, Inc.****Notes to the Consolidated Financial Statements (Continued)****(All amounts in thousands, except for share and per share data)****22. Share-based Compensation (Continued)**

The summary of service-based share options activities for the year ended December 31, 2013 is presented below:

Share options	Number of share options	Weighted Average Exercise Price US\$	Weighted Average Remaining Contractual Term (years)	Aggregate Intrinsic Value US\$
Outstanding as of January 1, 2013				
Granted	3,048,750			
Share options exchanged in connection with the share option exchange program	23,863,578			
Exercised				
Forfeited				
Expired				
Outstanding as of December 31, 2013	26,912,328	3.96	9.4	
Vested and expected to vest as of December 31, 2013	24,221,095	3.96	9.4	
Exercisable as of December 31, 2013				

No options were granted for the years ended December 31, 2011 and 2012. The weighted average grant date fair value of options granted for the year ended December 31, 2013 was US\$1.94 per share.

For the years ended December 31, 2011, 2012 and 2013, total share-based compensation expenses recognized by the Group for the share options granted were Nil, Nil and RMB4,007, respectively. As of December 31, 2013, there were RMB227,994 of unrecognized share-based compensation expenses related to the share options granted. That expenses are expected to be recognized over a weighted-average period of 5.4 years.

The estimated fair value of each option grant is estimated on the date of grant using the Binominal option-pricing model with the following assumptions:

	<b>2013</b>
Expected volatility	47%~50%
Risk-free interest rate (per annum)	1.83%~2.91%
Exercise multiples	2.8
Expected dividend yield	
Expected term (in years)	7.4~10.0
Fair value of the underlying shares on the date of option grants (US\$)	\$ 3.96

The Group estimated the risk free rate based on the yield to maturity of U.S. treasury bonds denominated in USD at the option valuation date. The exercise multiple is estimated as the ratio of fair value of underlying shares over the exercise price as at the time the option is exercised, based on a



Table of Contents**JD.com, Inc.****Notes to the Consolidated Financial Statements (Continued)****(All amounts in thousands, except for share and per share data)****22. Share-based Compensation (Continued)**

consideration of research study regarding exercise pattern based on historical statistical data. Expected term is the contract life of the option. The expected volatility at the date of grant date and each option valuation date was estimated based on the annualized standard deviation of the daily return embedded in historical share prices of comparable peer companies with a time horizon close to the expected expiry of the term. The Group has never declared or paid any cash dividends on its capital stock, and the Group does not anticipate any dividend payments in the foreseeable future.

**2) Non-employee awards***RSUs*

A summary of activities for the non-employee RSUs for the years ended December 31, 2011, 2012 and 2013 is presented below:

	Number of RSUs	Weighted-Average Grant-Date Fair Value US\$
Unvested at January 1, 2011		
Granted	281,000	3.42
Vested	(281,000)	3.42
Unvested at December 31, 2011		
Unvested at January 1, 2012		
Granted	263,770	3.67
Vested	(263,770)	3.67
Unvested at December 31, 2012		
Unvested at January 1, 2013		
Granted	107,992	3.96
Vested	(77,992)	3.96
Unvested at December 31, 2013		
	30,000	3.96



[REDACTED]

For the years ended December 31, 2011, 2012 and 2013, total share-based compensation expenses recognized for the non-employee awards granted were RMB5,970, RMB6,170 and RMB1,900, respectively.

As of December 31, 2013, there were RMB638 of unrecognized share-based compensation expenses related to the RSUs granted. That expenses are expected to be recognized over a weighted-average period of 6.0 years.

F-56

---

Table of Contents**JD.com, Inc.****Notes to the Consolidated Financial Statements (Continued)****(All amounts in thousands, except for share and per share data)****23. Net loss per share**

Basic and diluted net loss per share for each of the years presented are calculated as follows:

	<b>For the year ended December 31,</b>		
	<b>2011</b>	<b>2012</b>	<b>2013</b>
	<b>RMB</b>	<b>RMB</b>	<b>RMB</b>
<b>Numerator:</b>			
Net loss	(1,283,745)	(1,729,473)	(49,899)
Series C Preferred Shares redemption value accretion	(1,660,619)	(1,587,454)	(2,435,366)
Net loss attributable to the holders of permanent equity securities	(2,944,364)	(3,316,927)	(2,485,265)
Numerator for basic net loss per share of permanent equity securities	(2,944,364)	(3,316,927)	(2,485,265)
Numerator for diluted net loss per share of permanent equity securities	(2,944,364)	(3,316,927)	(2,485,265)
<b>Denominator:</b>			
Weighted average number of permanent equity securities basic	1,322,840,034	1,523,639,783	1,694,495,048
Weighted average number of permanent equity securities diluted	1,322,840,034	1,523,639,783	1,694,495,048
Basic net loss per share attributable to the holders of permanent equity securities	(2.23)	(2.18)	(1.47)
Diluted net loss per share attributable to the holders of permanent equity securities	(2.23)	(2.18)	(1.47)

Generally, basic net loss per share is computed using the weighted average number of ordinary shares outstanding during the period. Diluted net loss per share is computed using the weighted average number of ordinary shares and dilutive potential ordinary shares outstanding during the period.

As a result of the modification of the Series A, A-1 and B Preferred Shares on September 21, 2010 (refer to Note 18), the Series A, A-1 and B Preferred Shares were classified as separate classes of permanent equity securities with no senior or prior rights to ordinary shares, except for those dividend rights discussed in Note 18. Accordingly for the years ended December 31, 2011, 2012 and 2013, the "two-class" method is required to be used for the calculation of net loss per share. Since the Company did not declare any dividends for the years ended December 31, 2011, 2012 and 2013, the net loss per share attributable to each class would be the same under the "two-class" method for the years ended December 31, 2011, 2012 and 2013. As such, the three classes of shares have been presented on a combined basis in the Consolidated Statements of Operations and Comprehensive Loss and in the above computation of net loss per share.

Diluted net loss per share is computed using the weighted average number of ordinary shares, Series A, A-1 and B Preferred Shares and dilutive potential ordinary shares outstanding during the respective year. The potentially dilutive securities that were not included in the calculation of diluted net loss per share in the periods presented where their inclusion would be anti-dilutive include non-vested ordinary shares, RSUs and options to purchase ordinary shares of 21,008,288, 27,484,412 and 33,084,709, and Warrants-C of 83,952,800, 8,303,024 and Nil for the years ended December 31, 2011, 2012 and 2013 on a weighted average basis, respectively. For the years ended December 31, 2011, 2012

Edgar Filing: DILLARD ALEX - Form 4

and 2013, the assumed conversion of the Series C Preferred Shares was anti-dilutive and excluded from the calculation of diluted net loss per share.

F-57

---

Table of Contents**JD.com, Inc.****Notes to the Consolidated Financial Statements (Continued)****(All amounts in thousands, except for share and per share data)****24. Related party transactions**

The table below sets forth the major related parties and their relationships with the Group as of December 31, 2013:

<b>Name of related parties</b>	<b>Relationship with the Group</b>
Jiangsu Suqian Network Co., Ltd.	Controlled by an individual related to the Founder
Beijing Haoyaoshi Medicine Co., Ltd. ("Haoyaoshi")	An investee of the Group, and the Group disposed the equity investment in August 2013

(a)

The Group entered into the following transactions with related parties:

<b>Transactions</b>	<b>For the year ended December 31,</b>		
	<b>2011</b>	<b>2012</b>	<b>2013</b>
	<b>RMB</b>	<b>RMB</b>	<b>RMB</b>
Loan repayment from Jiangsu Suqian Network Co., Ltd.		1,500	
Online marketplace service provided to Haoyaoshi	677	8,391	8,297

(b)

The Group had the following balances with related parties:

	<b>As of December 31,</b>		
	<b>2011</b>	<b>2012</b>	<b>2013</b>
	<b>RMB</b>	<b>RMB</b>	<b>RMB</b>
Loan receivable from Jiangsu Suqian Network Co., Ltd.	1,500		
Total	1,500		
Due to Haoyaoshi for cash collections on behalf of Haoyaoshi related to online marketplace service	1,428	4,885	
Total	1,428	4,885	

\*

Haoyaoshi is a merchant of the Company's online marketplace. The Company provided related services to Haoyaoshi, and collected the payments from customers on behalf of Haoyaoshi.

**25. Employee benefit**

Explanation of Responses:

## Edgar Filing: DILLARD ALEX - Form 4

Full time employees of the Group in the PRC participate in a government mandated defined contribution plan, pursuant to which certain pension benefits, medical care, employee housing fund and other welfare benefits are provided to the employees. Chinese labor regulations require that the PRC subsidiaries and VIEs and VIEs' subsidiaries of the Group make contributions to the government for these benefits based on certain percentages of the employees' salaries, up to a maximum amount

F-58

---

Table of Contents**JD.com, Inc.****Notes to the Consolidated Financial Statements (Continued)****(All amounts in thousands, except for share and per share data)****25. Employee benefit (Continued)**

specified by the local government. The Group has no legal obligation for the benefits beyond the contributions made. The total amounts for such employee benefit expenses, which were expensed as incurred, were approximately RMB236,397, RMB528,524 and RMB618,052 for the years ended December 31, 2011, 2012 and 2013, respectively.

**26. Lines of credit**

As of December 31, 2013, the Group had agreements with fifteen PRC commercial banks for unsecured revolving lines of credit, and increased its revolving lines of credit to RMB9.2 billion. There are no financial covenants under these lines of credit with which the Group must comply as of December 31, 2013.

As of December 31, 2013, under the lines of credit, the Company had no outstanding borrowings and RMB1,452,038 outstanding for the issuance of bank acceptance and RMB422,510 outstanding for the guarantee of supply chain financing.

**27. Commitments and contingencies***Operating lease commitments*

The Group leases office, fulfillment centers and bandwidth under non-cancelable operating lease agreements. The rental and bandwidth leasing expenses were RMB180,477, RMB419,235 and RMB621,629 for the years ended December 31, 2011, 2012 and 2013, respectively, and were charged to Consolidated Statements of Operations and Comprehensive Loss when incurred.

Future minimum lease payments under non-cancelable operating lease agreements with initial terms of one year or more consist of the following:

	Office and fulfillment centers rental	Bandwidth leasing	Total
	RMB	RMB	RMB
2014	422,648	93,658	516,306
2015	206,474	4,707	211,181
2016	57,554		57,554
2017	27,536		27,536
2018	20,378		20,378
2019 and Thereafter	29,006		29,006
	763,596	98,365	861,961

*Capital commitments*

The Group's capital commitments primarily relate to commitments on construction of office building and warehouses. Total capital commitments contracted but not yet reflected in the consolidated financial statements amounted to RMB911,812 as of December 31, 2013. All of these capital commitments will be fulfilled in the following years according to the construction progress.



Table of Contents

**JD.com, Inc.**

**Notes to the Consolidated Financial Statements (Continued)**

**(All amounts in thousands, except for share and per share data)**

**27. Commitments and contingencies (Continued)**

*Legal proceedings*

From time to time, the Group is subject to legal proceedings and claims in the ordinary course of business. Third parties assert patent infringement claims against the Group from time to time in the form of letters, lawsuits and other forms of communication. In addition, from time to time, the Group receives notification from customers claiming that they are entitled to indemnification or other obligations from the Group related to infringement claims made against them by third parties. Litigation, even if the Group is ultimately successful, can be costly and divert management's attention away from the day-to-day operations of the Group.

The Group records a liability when it is both probable that a liability has been incurred and the amount of the loss can be reasonably estimated. The Group reviews the need for any such liability on a regular basis. The Group has not recorded any such liabilities as of December 31, 2011, 2012 and 2013.

**28. Restricted net assets**

The Group's ability to pay dividends is primarily dependent on the Group receiving distributions of funds from its subsidiaries. Relevant PRC statutory laws and regulations permit payments of dividends by the Group's subsidiaries, VIEs and VIEs' subsidiaries incorporated in PRC only out of their retained earnings, if any, as determined in accordance with PRC accounting standards and regulations. The results of operations reflected in the financial statements prepared in accordance with U.S. GAAP differ from those reflected in the statutory financial statements of the Group's subsidiaries.

In accordance with the PRC Regulations on Enterprises with Foreign Investment and their articles of association, a foreign invested enterprise established in the PRC is required to provide certain statutory reserve funds, namely general reserve fund, the enterprise expansion fund and staff welfare and bonus fund which are appropriated from net profits as reported in the enterprise's PRC statutory financial statements. A foreign invested enterprise is required to allocate at least 10% of its annual after-tax profits to the general reserve fund until such reserve fund has reached 50% of its registered capital based on the enterprise's PRC statutory financial statements. Appropriations to the enterprise expansion fund and staff welfare and bonus fund are at the discretion of the board of directors for all foreign invested enterprises. The aforementioned reserved funds can only be used for specific purposes and are not distributable as cash dividends.

Additionally, in accordance with the Company Law of the PRC, a domestic enterprise is required to provide statutory surplus fund at least 10% of its annual after-tax profits until such statutory surplus fund has reached 50% of its registered capital based on the enterprise's PRC statutory financial statements. A domestic enterprise is also required to provide discretionary surplus fund, at the discretion of the board of directors, from the net profits reported in the enterprise's PRC statutory financial statements. The aforementioned reserve funds can only be used for specific purposes and are not distributable as cash dividends.

As a result of these PRC laws and regulations that require annual appropriations of 10% of net after-tax profits to be set aside prior to payment of dividends as general reserve fund or statutory surplus fund, the Group's PRC subsidiaries, VIEs and VIEs' subsidiaries are restricted in their ability to transfer a portion of their net assets to the Company.



Table of Contents**JD.com, Inc.****Notes to the Consolidated Financial Statements (Continued)****(All amounts in thousands, except for share and per share data)****28. Restricted net assets (Continued)**

Amounts restricted include paid-in capital and statutory reserve funds, as determined pursuant to PRC GAAP, totaling approximately RMB12,262,757 as of December 31, 2013; therefore in accordance with Rules 4.08 (e) (3) of Regulation S-X, the condensed parent company only financial statements as of December 31, 2011, 2012 and 2013 and for the years ended December 31, 2011, 2012 and 2013 are disclosed in Note 31.

**29. Unaudited pro-forma balance sheet and net loss per share**

Immediately prior to the completion of the Second Qualified IPO, the Company will adopt a Post IPO Memorandum and Articles of Association in which the shares held by Max Smart and Fortune Rising may be re-designated as Class B ordinary shares, while the shares held by all other shareholders of the Company will be re-designated as Class A ordinary shares. Holders of Class A ordinary shares and Class B ordinary shares have the same rights, except for voting rights and conversion rights. Holders of Class A ordinary shares are entitled to one vote per share in all shareholders' meetings, while holders of Class B ordinary shares are entitled to twenty votes per share. Each Class B ordinary share is convertible into one Class A ordinary share at any time at the discretion of the Class B shareholders thereof, while Class A ordinary shares are not convertible into Class B ordinary shares under any circumstances.

The unaudited pro-forma balance sheet as of December 31, 2013 assumes the Second Qualified IPO has occurred and presents an adjusted financial position as if the re-designation of all outstanding ordinary shares and the conversion of all outstanding Preferred Shares into Class A and Class B ordinary shares at the conversion ratio as described in Note 18 occurred on December 31, 2013.

The unaudited pro-forma basic and diluted net loss per share reflecting the effect to the re-designation of all outstanding ordinary shares and conversion of all outstanding Preferred Shares into Class A and Class B ordinary shares as if the re-designation and conversion had occurred at the beginning of the year:

	<b>For the year ended December 31, 2013 RMB</b>
<b>Numerator:</b>	
Net loss attributable to holders of permanent equity securities	(2,485,265)
Series C Preferred Shares redemption value accretion	2,435,366
Compensation to the Founder related to dual class ordinary shares arrangements	(37,571)
Numerator for pro-forma basic and diluted net loss per share	(87,470)
<b>Denominator:</b>	
Weighted average number of ordinary shares outstanding	1,419,255,378
Pro-forma effect of the conversion of Series A and A-1 Preferred Shares	191,894,000
Pro-forma effect of the conversion of Series B Preferred Shares	83,345,670
Pro-forma effect of the conversion of Series C Preferred Shares	258,316,305
Denominator for pro-forma basic and diluted net loss per share	1,952,811,353

F-61

Table of Contents**JD.com, Inc.****Notes to the Consolidated Financial Statements (Continued)****(All amounts in thousands, except for share and per share data)****29. Unaudited pro-forma balance sheet and net loss per share (Continued)**

	For the year ended December 31, 2013 RMB
<b>Pro-forma net loss per share:</b>	
Basic	(0.04)
Diluted	(0.04)

The potentially dilutive securities that were not included in the calculation of above pro-forma dilutive net loss per share in the period presented where their inclusion would be anti-dilutive include non-vested ordinary shares and RSUs and options to purchase ordinary shares of 33,084,709, for the year ended December 31, 2013 on a weighted average basis.

**30. Subsequent events**

The Group evaluated subsequent events through March 19, 2014, which was the date these financial statements were issued.

*a.****Transaction with Tencent Holdings Limited***

On March 10, 2014, the Company entered into a Strategic Cooperation Agreement ("Agreement") with Tencent Holdings Limited ("Tencent"), with a period of 5 years from April 1, 2014 to March 31, 2019. Pursuant to the Agreement, the Company will become Tencent's preferred partner in the development of physical goods e-Commerce business in Greater China, including: (a) Tencent will grant the Company level-1 access points in Weixin and mobile QQ applications; (b) Tencent will provide internet traffic and other support from other key platforms to the Company; (c) the Company will cooperate with Tencent in a number of areas primarily mobile-related products, social networking services, membership systems and payment solutions. Terms described in (a), (b) and (c) above are hereinafter collectively referred to as "Strategic Cooperation". In addition, for a period of 8 years from April 1, 2014 to March 31, 2022, other than the operation of Shanghai Ison, a subsidiary of Tencent, Tencent will not engage in any online direct sales or managed marketplace business model in physical goods e-commerce businesses in Greater China and a few selected international markets, hereinafter referred to as "Non-Compete".

On the same date, the Company also entered into a series of agreements with Tencent and its affiliates, pursuant to which, the Company acquired from Tencent: (i) 100% business operation of two online marketplace platforms, Paipai and QQ Wanggou; (ii) 9.9% equity interest in Shanghai Ison; (iii) a call option to acquire the remaining equity interest of Shanghai Ison, with a price higher of the fair value of the remaining equity interest or RMB800 million within 3 years commencing the closing of the Transaction; (iv) certain logistic workforce; and (v) a land use right. The above (i) to (v), Strategic Cooperation and Non-Compete are collectively referred to as "Transaction".

As consideration for the Transaction, the Company issued 351,678,637 ordinary shares to Huang River Investment Limited, a wholly-owned subsidiary of Tencent, representing 15% shares on a diluted basis under treasury method upon the closing of the Transaction, on March 10, 2014.

Table of Contents**JD.com, Inc.****Notes to the Consolidated Financial Statements (Continued)**

(All amounts in thousands, except for share and per share data)

**30. Subsequent events (Continued)***b.****Grant of RSUs to the Founder***

In March, 2014, the Company approved a grant of 93,780,970 RSUs to the Founder. The share awards were immediately vested and the Company will record a share-based compensation charge of USD\$590,820 in the quarter ended March 31, 2014.

*c.****Short-term bank loan***

In March, 2014, the Group entered into a loan agreement, whereby on March 7, 2014 the Group effectively pledged RMB2,000,000 time deposits to secure the bank loan, totaling US\$309,000 (RMB1,891,111) and bearing interest at 0.8% per annum over 1-month London Inter-Bank Offered Rate ("LIBOR") with the maturity date of March 6, 2015.

**31. Parent company only condensed financial information**

The Company performed a test on the restricted net assets of consolidated subsidiaries, VIEs and VIEs' subsidiaries in accordance with Securities and Exchange Commission Regulation S-X Rule 4-08 (e) (3), "General Notes to Financial Statements" and concluded that it was applicable for the Company to disclose the financial statements for the parent company.

The subsidiaries did not pay any dividend to the Company for the years presented. Certain information and footnote disclosures generally included in financial statements prepared in accordance with U.S. GAAP have been condensed and omitted. The footnote disclosures contain supplemental information relating to the operations of the Company, as such, these statements should be read in conjunction with the notes to the consolidated financial statements of the Company.

The Company did not have significant capital and other commitments, long-term obligations, or guarantees as of December 31, 2013.

**Condensed Balance Sheet**

	As of December 31			
	2011	2012	2013	
	RMB	RMB	RMB	US\$
				Note 2(e)
<b>ASSETS</b>				
<b>Current assets:</b>				
Cash and cash equivalents	4,309,493	2,745,209	12,475	2,061
<b>Total current assets</b>	<b>4,309,493</b>	<b>2,745,209</b>	<b>12,475</b>	<b>2,061</b>
<b>Non-current assets:</b>				
Investments in subsidiaries and VIEs	1,639,924	3,664,365	9,237,302	1,525,892
Intangible assets, net	2,381	26,119	1,845	305
<b>Total non-current assets</b>	<b>1,642,305</b>	<b>3,690,484</b>	<b>9,239,147</b>	<b>1,526,197</b>

Edgar Filing: DILLARD ALEX - Form 4

<b>Total assets</b>	5,951,798	6,435,693	9,251,622	1,528,258
---------------------	-----------	-----------	-----------	-----------

F-63

---

Table of Contents**JD.com, Inc.****Notes to the Consolidated Financial Statements (Continued)**

(All amounts in thousands, except for share and per share data)

**31. Parent company only condensed financial information (Continued)**

	As of December 31			
	2011 RMB	2012 RMB	2013 RMB	US\$ Note 2(e)
<b>LIABILITIES</b>				
<b>Current liabilities:</b>				
Accrued expenses and other liabilities	17,964	33,135	11,794	1,949
<b>Total liabilities</b>	<b>17,964</b>	<b>33,135</b>	<b>11,794</b>	<b>1,949</b>

**MEZZANINE EQUITY**

**Series C convertible redeemable preferred shares** (US\$0.00002 par value; 258,316,305 shares authorized, issued and outstanding as of December 31, 2011, 2012 and 2013, Redemption value of RMB 10,789,686, RMB 7,788,910 and RMB7,918,251 as of December 31, 2011, 2012 and 2013, respectively; Liquidation value of RMB 1,260,180, RMB 1,257,100 and RMB1,219,380 as of December 31, 2011, 2012 and 2013, respectively.)

3,150,443	4,737,897	7,173,263	1,184,939
-----------	-----------	-----------	-----------

**Shareholders' equity**

**Series A and A-1 convertible preferred shares** (US\$0.00002 par value; 221,360,925 shares authorized, 191,894,000 shares issued and outstanding as of December 31, 2011, 2012 and 2013.)

255,850	255,850	255,850	42,263
---------	---------	---------	--------

**Series B convertible preferred shares** (US\$0.00002 par value; 84,786,405 shares authorized, issues and outstanding as of December 31, 2011, 2012 and 84,786,405 shares authorized, 59,539,244 shares issued and outstanding as of December 31, 2013.)

126,417	126,417	88,241	14,576
---------	---------	--------	--------

**Ordinary shares** (US\$0.00002 par value, 1,935,536,365 shares authorized, 1,211,469,630 shares issued and 1,162,790,555 shares outstanding as of December 31, 2011, and 1,935,536,365 shares authorized, 1,358,540,331 shares issued and 1,320,456,845 shares outstanding as of December 31, 2012 and 2,435,536,365 shares authorized, 1,502,933,134 shares issued and 1,463,654,092 shares outstanding as of December 31, 2013.)

163	182	199	33
-----	-----	-----	----

Additional paid-in capital	5,025,325	5,654,991	6,251,869	1,032,735
----------------------------	-----------	-----------	-----------	-----------

Statutory reserves		1,838	2,648	437
--------------------	--	-------	-------	-----

Treasury stock	(11,712)	(7,781)		
----------------	----------	---------	--	--

Warrants	15,327			
----------	--------	--	--	--

Accumulated deficit	(2,481,604)	(4,212,915)	(4,263,624)	(704,301)
---------------------	-------------	-------------	-------------	-----------

Accumulated other comprehensive loss	(146,375)	(153,921)	(268,618)	(44,373)
--------------------------------------	-----------	-----------	-----------	----------

<b>Total shareholders' equity</b>	<b>2,783,391</b>	<b>1,664,661</b>	<b>2,066,565</b>	<b>341,370</b>
-----------------------------------	------------------	------------------	------------------	----------------

<b>Total liabilities, mezzanine equity and shareholders' equity</b>	5,951,798	6,435,693	9,251,622	1,528,258
---	-----------	-----------	-----------	-----------

F-64

---

Table of Contents**JD.com, Inc.****Notes to the Consolidated Financial Statements (Continued)**

(All amounts in thousands, except for share and per share data)

**31. Parent company only condensed financial information (Continued)****Condensed Statements of Operations and Comprehensive Loss**

	For the year ended December 31,			
	2011 RMB	2012 RMB	2013 RMB	US\$
<b>Operating expenses</b>				
Fulfillment				
Marketing				
Technology and content				
General and administrative	(6,129)	(18,581)	(4,065)	(671)
<b>Loss from operations</b>	(6,129)	(18,581)	(4,065)	(671)
Equity in loss of subsidiaries and VIEs	(1,382,036)	(1,750,074)	(164,843)	(27,230)
Interest income, net	16,980	37,190	3,987	659
Others, net	87,440	1,992	115,022	19,000
<b>Net loss</b>	(1,283,745)	(1,729,473)	(49,899)	(8,242)
Preferred shares redemption value accretion	(1,660,619)	(1,587,454)	(2,435,366)	(402,294)
<b>Net loss attributable to holders of permanent equity securities</b>	(2,944,364)	(3,316,927)	(2,485,265)	(410,536)

**Condensed Statements of Cash Flow**

	For the year ended December 31,			
	2011 RMB	2012 RMB	2013 RMB	US\$
Net cash provided by operating activities	291,710	35,559	(1,209)	(199)
Net cash used in investing activities	(2,537,311)	(3,574,993)	(5,399,613)	(891,953)
Net cash provided by financing activities	6,236,898	1,981,595	2,720,076	449,325
Effect of exchange rate changes on cash and cash equivalents	(61,308)	(6,445)	(51,988)	(8,588)
Net increase/(decrease) in cash and cash equivalents	3,929,989	(1,564,284)	(2,732,734)	(451,415)
Cash and cash equivalents at beginning of year	379,504	4,309,493	2,745,209	453,476

## Edgar Filing: DILLARD ALEX - Form 4

Cash and cash equivalents at end of year	4,309,493	2,745,209	12,475	2,061
--	-----------	-----------	--------	-------

### *Basis of presentation*

The Company's accounting policies are the same as the Group's accounting policies with the exception of the accounting for the investments in subsidiaries, VIEs and VIEs' subsidiaries.

For the Company only condensed financial information, the Company records its investments in subsidiaries, VIEs and VIEs' subsidiaries under the equity method of accounting as prescribed in ASC 323, *Investments-Equity Method and Joint Ventures*. Such investments are presented on the condensed balance sheets as "Investment in subsidiaries and VIEs" and the subsidiaries and VIEs' loss as "Equity in loss of subsidiaries and VIEs" on the Condensed Statements of Operations and Comprehensive Loss. The parent company only condensed financial statements should be read in conjunction with the Group' consolidated financial statements.

F-65

---



Table of Contents

**JD.com, Inc.**  
**UNAUDITED INTERIM CONDENSED CONSOLIDATED FINANCIAL STATEMENTS**  
**As of December 31, 2013 and September 30, 2014, and for the Nine Months Ended**  
**September 30, 2013 and 2014**

F-66

---

Table of Contents

**JD.com, Inc.**

**INDEX TO UNAUDITED INTERIM CONDENSED CONSOLIDATED FINANCIAL STATEMENTS**

	<b>Page(s)</b>
<u>Unaudited Interim Condensed Consolidated Balance Sheets as of December 31, 2013 and September 30, 2014</u>	<u>F-68 ~ F-69</u>
<u>Unaudited Interim Condensed Consolidated Statements of Operations and Comprehensive Loss for the nine months ended September 30, 2013 and 2014</u>	<u>F-70</u>
<u>Unaudited Interim Condensed Consolidated Statements of Cash Flows for the nine months ended September 30, 2013 and 2014</u>	<u>F-71</u>
<u>Unaudited Interim Condensed Consolidated Statements of Changes in Shareholders' Equity for the nine months ended September 30, 2013 and 2014</u>	<u>F-72</u>
<u>Notes to the Unaudited Interim Condensed Consolidated Financial Statements</u>	<u>F-73 ~ F-98</u>
F-67	

---

Table of Contents

## JD.com, Inc.

## UNAUDITED INTERIM CONDENSED CONSOLIDATED BALANCE SHEETS

As of December 31, 2013 and September 30, 2014

(All amounts in thousands, except for share and per share data)

	December 31, 2013	As of	
	RMB	September 30, 2014 RMB	US\$ Note 2(e)
<b>ASSETS</b>			
<b>Current assets:</b>			
Cash and cash equivalents	10,812,339	20,717,889	3,375,348
Restricted cash	1,887,387	4,614,340	751,766
Short-term investments	1,903,224	10,936,316	1,781,740
Accounts receivable, net	502,089	1,570,291	255,831
Advance to suppliers	769,765	591,391	96,349
Inventories, net	6,386,155	11,094,891	1,807,574
Prepayments and other current assets	219,102	672,381	109,542
Amount due from related parties		403,036	65,662
<b>Total current assets</b>	<b>22,480,061</b>	<b>50,600,535</b>	<b>8,243,812</b>
<b>Non-current assets:</b>			
Investments in equity investees	36,502	508,844	82,901
Property, equipment and software, net	1,024,428	2,158,763	351,705
Construction in progress	1,237,644	1,336,921	217,811
Intangible assets, net	215,802	7,229,288	1,177,792
Land use rights, net	598,853	926,289	150,911
Goodwill	14,649	2,622,470	427,252
Other non-current assets	401,873	565,747	92,171
<b>Total non-current assets</b>	<b>3,529,751</b>	<b>15,348,322</b>	<b>2,500,543</b>
<b>Total assets</b>	<b>26,009,812</b>	<b>65,948,857</b>	<b>10,744,355</b>
<b>LIABILITIES</b>			
<b>Current liabilities</b> (including amounts of the consolidated VIEs and VIEs' subsidiaries without recourse to the primary beneficiaries of RMB952,566 and RMB2,268,022 as of December 31, 2013 and September 30, 2014, respectively. Note 1)			
Short-term bank loans	932,826	2,842,455	463,091
Accounts payable	11,018,865	17,036,144	2,775,520

Edgar Filing: DILLARD ALEX - Form 4

Advance from customers	2,055,625	3,754,118	611,619
Deferred revenues	208,527	368,566	60,047
Taxes payable	278,256	311,485	50,747
Accrued expenses and other current liabilities	2,269,798	3,454,333	562,778
Amount due to related parties		282,092	45,958
Deferred tax liabilities	6,087	43,180	7,035
<b>Total current liabilities</b>	<b>16,769,984</b>	<b>28,092,373</b>	<b>4,576,795</b>
<b>Total liabilities</b>	<b>16,769,984</b>	<b>28,092,373</b>	<b>4,576,795</b>

F-68

Table of Contents

**JD.com, Inc.**  
**UNAUDITED INTERIM CONDENSED CONSOLIDATED BALANCE SHEETS (Continued)**

**As of December 31, 2013 and September 30, 2014**

**(All amounts in thousands, except for share and per share data)**

	December 31, 2013	As of September 30, 2014	
	RMB	RMB	US\$ Note 2(e)
<b>Commitments and contingencies (Note 25)</b>			
<b>MEZZANINE EQUITY</b>			
<b>Series C convertible redeemable preferred shares</b> (US\$0.00002 par value; 258,316,305 shares authorized, issued and outstanding as of December 31, 2013; Redemption value of RMB7,918,251 and Liquidation value of RMB1,219,380 as of December 31, 2013; None issued and outstanding as of September 30, 2014)	7,173,263		
<b>SHAREHOLDERS' EQUITY:</b>			
<b>Series A and A-1 convertible preferred shares</b> (US\$0.00002 par value; 221,360,925 shares authorized, 191,894,000 shares issued and outstanding as of December 31, 2013; None issued and outstanding as of September 30, 2014)	255,850		
<b>Series B convertible preferred shares</b> (US\$0.00002 par value; 84,786,405 shares authorized, 59,539,244 shares issued and outstanding as of December 31, 2013; None issued and outstanding as of September 30, 2014)	88,241		
<b>Ordinary shares</b> (US\$0.00002 par value, 2,435,536,365 shares authorized, 1,502,933,134 shares issued and 1,463,654,092 shares outstanding as of December 31, 2013; and 100,000,000,000 shares authorized, 2,207,460,751 Class A ordinary shares issued and outstanding, 556,295,899 Class B ordinary shares issued and 517,016,857 Class B ordinary shares outstanding as of September 30, 2014)	199	354	58
Additional paid-in capital	6,251,869	46,938,632	7,647,219
Statutory reserves	2,648	2,648	431
Accumulated deficit	(4,263,624)	(8,805,660)	(1,434,614)
Accumulated other comprehensive loss	(268,618)	(279,490)	(45,534)
<b>Total shareholders' equity</b>	<b>2,066,565</b>	<b>37,856,484</b>	<b>6,167,560</b>
<b>Total liabilities, mezzanine equity and shareholders' equity</b>	<b>26,009,812</b>	<b>65,948,857</b>	<b>10,744,355</b>

The accompanying notes are an integral part of these unaudited interim condensed consolidated financial statements.

Table of Contents

## JD.com, Inc.

## UNAUDITED INTERIM CONDENSED CONSOLIDATED STATEMENTS OF OPERATIONS AND COMPREHENSIVE LOSS

For the Nine Months Ended September 30, 2013 and 2014

(All amounts in thousands, except for share and per share data)

	For the nine months ended September 30,		
	2013	2014	US\$
	RMB	RMB	Note 2(e)
<b>Net revenues</b>			
Online direct sales	47,677,913	76,168,630	12,409,356
Services and others	1,538,581	4,113,639	670,192
<b>Total net revenues</b>	<b>49,216,494</b>	<b>80,282,269</b>	<b>13,079,548</b>
<b>Operating expenses</b>			
Cost of sales	(44,412,975)	(71,321,625)	(11,619,685)
Fulfillment	(2,858,024)	(5,481,618)	(893,062)
Marketing	(1,066,858)	(2,539,630)	(413,755)
Technology and content	(687,838)	(1,216,973)	(198,269)
General and administrative	(507,003)	(4,768,730)	(776,919)
<b>Total operating expenses</b>	<b>(49,532,698)</b>	<b>(85,328,576)</b>	<b>(13,901,690)</b>
<b>Loss from operations</b>	<b>(316,204)</b>	<b>(5,046,307)</b>	<b>(822,142)</b>
<b>Other income/(expense)</b>			
Interest income	222,167	450,481	73,392
Interest expense	(7,214)	(21,667)	(3,530)
Others, net	163,898	79,535	12,959
<b>Income/(loss) before tax</b>	<b>62,647</b>	<b>(4,537,958)</b>	<b>(739,321)</b>
Income tax expenses	(2,571)	(4,078)	(664)
<b>Net income/(loss)</b>	<b>60,076</b>	<b>(4,542,036)</b>	<b>(739,985)</b>
Preferred shares redemption value accretion	(2,160,554)	(7,957,640)	(1,296,455)

Edgar Filing: DILLARD ALEX - Form 4

<b>Net loss attributable to holders of permanent equity securities</b>	(2,100,478)	(12,499,676)	(2,036,440)
<b>Net income/(loss)</b>	60,076	(4,542,036)	(739,985)
<b>Other comprehensive loss:</b>			
Foreign currency translation adjustments	(109,266)	(3,476)	(566)
<b>Net change in unrealized gains on available-for-sale securities:</b>			
Unrealized gains, nil of tax	65,037	45,644	7,436
Reclassification adjustment for gains included in interest income, nil of tax	(31,417)	(53,040)	(8,641)
<b>Net unrealized gains/(loss) on available-for-sale securities</b>	33,620	(7,396)	(1,205)
<b>Total other comprehensive loss</b>	(75,646)	(10,872)	(1,771)
<b>Comprehensive loss</b>	(15,570)	(4,552,908)	(741,756)
<b>Net loss per share of permanent equity securities</b>			
Basic	(1.24)	(5.39)	(0.88)
Diluted	(1.24)	(5.39)	(0.88)
<b>Weighted average number of permanent equity securities</b>			
Basic	1,690,694,604	2,317,930,098	2,317,930,098
Diluted	1,690,694,604	2,317,930,098	2,317,930,098
<b>Share-based compensation expenses included in:</b>			
Fulfillment	(59,989)	(90,060)	(14,673)
Marketing	(6,454)	(14,252)	(2,322)
Technology and content	(24,639)	(51,586)	(8,404)
General and administrative	(99,700)	(3,921,703)	(638,922)

The accompanying notes are an integral part of these unaudited interim condensed consolidated financial statements.

F-70

Table of Contents

## JD.com, Inc.

## UNAUDITED INTERIM CONDENSED CONSOLIDATED STATEMENTS OF CASH FLOWS

For the Nine Months Ended September 30, 2013 and 2014

(All amounts in thousands, except for share and per share data)

	For the nine months ended September 30,		
	2013 RMB	2014 RMB	US\$ Note 2(e)
<b>Cash flows from operating activities:</b>			
Net income/(loss)	60,076	(4,542,036)	(739,985)
Adjustments to reconcile net income/ (loss) to net cash provided by operating activities:			
Depreciation and amortization	208,102	1,100,818	179,345
Share-based compensation	190,782	4,077,601	664,321
Allowance for doubtful accounts	(538)	41,885	6,824
Loss from disposal of property, equipment and software	19,005	25,095	4,088
Deferred income tax	2,570	(4,800)	(782)
Foreign exchange (gains)/ losses	(63,432)	61,564	10,030
Investment(income)/ losses	(322)	306	50
Changes in operating assets and liabilities:			
Accounts receivable	52,446	(1,109,063)	(180,688)
Restricted cash	(78,741)	(1,165,553)	(189,891)
Inventories	(1,750,153)	(4,708,736)	(767,145)
Advance to suppliers	(214,845)	178,432	29,070
Prepayments and other current assets	(79,402)	(303,752)	(49,487)
Amount due from related parties		(393,036)	(64,033)
Other non-current assets	(60,533)	(76,965)	(12,539)
Accounts payable	2,479,340	6,046,875	985,154
Advance from customers	661,858	1,698,493	276,718
Deferred revenues	49,557	145,761	23,747
Taxes payable	45,045	33,229	5,414
Accrued expenses and other current liabilities	598,961	1,129,557	184,027
Amount due to related parties	(4,885)	24,385	3,970
<b>Net cash provided by operating activities</b>	<b>2,114,891</b>	<b>2,260,060</b>	<b>368,208</b>
<b>Cash flows from investing activities:</b>			
Purchase of short term investments	(7,586,200)	(13,831,107)	(2,253,357)
Maturity of short term investments	6,231,500	2,830,617	461,162
Changes in deposits for capital verification		445,000	72,499
Cash paid for investments in equity investees	(35,133)	(219,869)	(35,821)
Loan to certain related party		(10,000)	(1,629)
Cash received from disposal of equity investment	1,162		
Purchase of property, equipment and software	(215,360)	(1,100,830)	(179,347)
Cash paid for construction in progress	(592,020)	(715,928)	(116,639)
Purchase of intangible assets	(8,512)	(1,182)	(193)
Purchase of land use rights	(82,552)	(303,793)	(49,494)
Cash acquired related to Tencent transaction, net of cash paid		1,260,337	205,335
<b>Net cash used in investing activities</b>	<b>(2,287,115)</b>	<b>(11,646,755)</b>	<b>(1,897,484)</b>



Edgar Filing: DILLARD ALEX - Form 4

**Cash flows from financing activities:**

Proceeds from issuance of ordinary shares, net	2,720,076	17,447,653	2,842,564
Proceeds from short-term bank loans		1,890,771	308,043
Repayment of short-term bank loans	(865,108)		

**Net cash provided by financing activities** 1,854,968 19,338,424 3,150,607

Effect of exchange rate changes on cash and cash equivalents	(48,125)	(46,179)	(7,524)
Net increase in cash and cash equivalents	1,634,619	9,905,550	1,613,807

Cash and cash equivalents at beginning of period	7,177,294	10,812,339	1,761,541
Cash and cash equivalents at end of period	8,811,913	20,717,889	3,375,348

**Supplemental disclosures of non-cash activities:**

Conversion of preferred shares to ordinary shares	15,474,994	2,521,179	
Issuance of ordinary shares in connection with Tencent Transactions, net	11,644,310	1,897,085	
Certain time deposits pledged for short-term bank loan	2,000,000	325,839	

The accompanying notes are an integral part of these unaudited interim condensed consolidated financial statements.

Table of Contents

## JD.com, Inc.

## UNAUDITED INTERIM CONDENSED CONSOLIDATED STATEMENTS OF CHANGES IN SHAREHOLDERS' EQUITY

For the Nine Months ended September 30, 2013 and 2014

(All amounts in thousands, except for share and per share data)

	Ordinary shares		Treasury stock		Series A and A-1 convertible preferred shares		Series B convertible preferred shares		Additional paid-in capital	Statutory reserves	Accumulated other comprehensive income		Total shareholders' equity
	Shares	Amount	Shares	Amount	Shares	Amount	Shares	Amount			loss	deficit	
		RMB		RMB		RMB		RMB	RMB	RMB	RMB	RMB	RMB
<b>Balance as of January 1, 2013</b>	1,358,540,331	182	(38,083,486)	(7,781)	191,894,000	255,850	84,786,405	126,417	5,654,991	1,838	(153,921)	(4,212,915)	1,664,661
Issuance of ordinary shares	119,145,642	14	(9,960,005)						2,720,062				2,720,076
Share based compensation			125,000	4,287					186,495				190,782
Preferred shares redemption value accretion									(2,160,554)				(2,160,554)
Net income												60,076	60,076
Foreign currency translation adjustment											(109,266)		(109,266)
Fair value changes of available for sale securities												33,620	33,620
<b>Balance as of September 30, 2013</b>	1,477,685,973	196	(47,918,491)	(3,494)	191,894,000	255,850	84,786,405	126,417	6,400,994	1,838	(229,567)	(4,152,839)	2,399,395

	Ordinary shares		Treasury stock		Series A and A-1 convertible preferred shares		Series B convertible preferred shares		Additional paid-in capital	Statutory reserves	Accumulated other comprehensive income		Total Shareholders' equity
	Shares	Amount	Shares	Amount	Shares	Amount	Shares	Amount			loss	deficit	
		RMB		RMB		RMB		RMB	RMB	RMB	RMB	RMB	RMB
<b>Balance as of January 1, 2014</b>	1,502,933,134	199	(39,279,042)		191,894,000	255,850	59,539,244	88,241	6,251,869	2,648	(268,618)	(4,263,624)	2,066,565

Edgar Filing: DILLARD ALEX - Form 4

Issuance of ordinary shares	657,292,997	80			29,091,883			29,091,963	
Conversion of series A and A-1 preferred shares to Class A ordinary shares	191,894,000	24	(191,894,000)	(255,850)	255,826				
Conversion of series B preferred shares to Class A ordinary shares	59,539,244	7		(59,539,244)	(88,241)	88,234			
Conversion of series C preferred shares to Class A ordinary shares	258,316,305	32			15,130,871			15,130,903	
Share based compensation	93,780,970	12			4,077,589			4,077,601	
Preferred shares redemption value accretion					(7,957,640)			(7,957,640)	
Net loss							(4,542,036)	(4,542,036)	
Foreign currency translation adjustment							(3,476)	(3,476)	
Fair value changes of available for sale securities							(7,396)	(7,396)	
<b>Balance as of September 30, 2014</b>	<b>2,763,756,650</b>	<b>354</b>	<b>(39,279,042)</b>		<b>46,938,632</b>	<b>2,648</b>	<b>(279,490)</b>	<b>(8,805,660)</b>	<b>37,856,484</b>

The accompanying notes are an integral part of these unaudited interim condensed consolidated financial statements.

Table of Contents**JD.com, Inc.****Notes to the Unaudited Interim Condensed Consolidated Financial Statements****(All amounts in thousands, except for share and per share data)****1. Principal activities and organization**

JD.com, Inc. (the "Company", formerly known as 360buy Jingdong Inc. and Starwave Investments Holdings Limited), through its wholly-owned subsidiaries, variable interest entities ("VIEs") and VIEs' subsidiaries (collectively, the "Group") serves consumers through its retail website jd.com and focuses on selection, price and convenience. The Group also offers programs that enable third party sellers to sell their products on its website and to fulfill the orders either by the sellers or through the Group (known as "online marketplace"). The Group's principal operations and geographic markets are in the People's Republic of China ("PRC"). The accompanying unaudited interim condensed consolidated financial statements include the financial statements of the Company, its subsidiaries, VIEs and VIEs' subsidiaries.

As of September 30, 2014, the Company's major subsidiaries, VIEs and VIEs' subsidiaries are as follows:

<b>Subsidiaries</b>	<b>Equity interest held</b>	<b>Place and Date of incorporation or date of acquisition</b>
Beijing Jingdong Century Trade Co., Ltd. ("Jingdong Century")	100%	Beijing, China, April 2007
Guangzhou Jingdong Trading Co., Ltd.	100%	Guangzhou, China, July 2007
Shanghai Yuanmai Trading Co., Ltd.	100%	Shanghai, China, August 2007
Jiangsu Jingdong Information Technology Co., Ltd.	100%	Jiangsu, China, June 2009
Chengdu Jingdong Century Trading Co., Ltd.	100%	Chengdu, China, December 2009
Beijing Jingdong Century Information Technology Co., Ltd.	100%	Beijing, China, September 2010
Wuhan Jingdong Century Trading Co., Ltd.	100%	Wuhan, China, February 2011
Shanghai Shengdayuan Information Technology Co., Ltd.	100%	Shanghai, China, April 2011
Jingdong E-Commerce (Express) Hong Kong Co., Ltd.	100%	Hong Kong, China, August 2011
Jingdong Technology Group Corporation	100%	Cayman Islands, November 2011
Shenyang Jingdong Century Trading Co., Ltd.	100%	Shenyang, China, January 2012
Jingdong Logistics Group Corporation	100%	Cayman Islands, January 2012
Jingdong E-Commerce (Logistics) Hong Kong Co., Ltd.	100%	Hong Kong, China, February 2012
Jingdong E-Commerce (Trade) Hong Kong Co., Ltd.	100%	Hong Kong, China, February 2012
Beijing Jingdong Shangke Information Technology Co., Ltd.	100%	Beijing, China, March 2012
Tianjin Star East Co., Ltd.	100%	Tianjin, China, April 2012
Beijing Jingbangda Trade Co., Ltd.	100%	Beijing, China, August 2012

F-73

Table of Contents**JD.com, Inc.****Notes to the Unaudited Interim Condensed Consolidated Financial Statements (Continued)**

(All amounts in thousands, except for share and per share data)

**1. Principal activities and organization (Continued)**

<b>VIEs</b>	<b>Economic interest held</b>	<b>Place and Date of incorporation or date of acquisition</b>
Beijing Jingdong 360 Degree E-commerce Co., Ltd. ("Jingdong 360")	100%	Beijing, China, April 2007
Fortune Rising Holdings Ltd. ("Fortune Rising")	100%	British Virgin Islands, May 2008
Jiangsu Yuanzhou E-commerce Co., Ltd. ("Jiangsu Yuanzhou")	100%	Jiangsu, China, September 2010

**VIEs' Subsidiaries**

Chinabank Payment Business Services Co., Ltd.	100%	Beijing, China, Acquired in October 2012
Chinabank Payment Technology Co., Ltd.	100%	Beijing, China, Acquired in October 2012

**Variable interest entities**

The following unaudited interim consolidated financial information of the Group's VIEs and VIEs' subsidiaries as of December 31, 2013 and September 30, 2014 and for the nine months ended September 30, 2013 and 2014 have been included in the accompanying unaudited interim condensed consolidated financial statements:

	<b>As of</b>	
	<b>December 31, 2013</b>	<b>September 30, 2014</b>
	<b>RMB</b>	<b>RMB</b>
Total assets	1,285,176	2,794,842
Total liabilities	1,642,412	3,253,230

	<b>For the nine months ended September 30,</b>	
	<b>2013</b>	<b>2014</b>
	<b>RMB</b>	<b>RMB</b>
Total net revenue	1,431,529	2,421,043
Net loss	(138,707)	(101,152)

	<b>For the nine months ended September 30,</b>	
	<b>2013</b>	<b>2014</b>
	<b>RMB</b>	<b>RMB</b>
Net cash (used in)/provided by operating activities	(135,083)	875,777
Net cash used in investing activities	(12,089)	(335,137)
Net cash provided by financing activities		
Net (decrease)/increase in cash and cash equivalents	(147,172)	540,640
Cash and cash equivalents at beginning of period	238,082	333,378
Cash and cash equivalents at end of period	90,910	874,018

F-74

Table of Contents

**JD.com, Inc.**

**Notes to the Unaudited Interim Condensed Consolidated Financial Statements (Continued)**

**(All amounts in thousands, except for share and per share data)**

**1. Principal activities and organization (Continued)**

As of December 31, 2013 and September 30, 2014, the total assets of Group's VIEs and VIEs' subsidiaries were mainly consisting of cash and cash equivalents, accounts receivable, inventories, prepayments and other current assets and intangible assets. As of December 31, 2013 and September 30, 2014, the total liabilities of VIEs and VIEs' subsidiaries were mainly consisting of accounts payable and liabilities to the Group's other subsidiaries and related parties. These balances have been reflected in the Group's unaudited interim condensed consolidated financial statements with intercompany transactions eliminated.

In accordance with the Contractual Agreements, Jingdong Century has the power to direct activities of the Group's VIEs and VIEs' subsidiaries, and can have assets transferred out of the Group's VIEs and VIEs' subsidiaries. Therefore, Jingdong Century considers that there is no asset in the Group's VIEs and VIEs' subsidiaries that can be used only to settle their obligations except for registered capitals of Jingdong 360 and Jiangsu Yuanzhou amounting to RMB44,000 as of September 30, 2014. As the Group's VIEs and VIEs' subsidiaries are incorporated as limited liability companies under the PRC Company Law, the creditors do not have recourse to the general credit of Jingdong Century for all the liabilities of the Group's VIEs and VIEs' subsidiaries. The total shareholders' deficit of the Group's VIEs and VIEs' subsidiaries was RMB357,236 and RMB458,388 as of December 31, 2013 and September 30, 2014, respectively.

**2. Summary of significant accounting policies**

*a.*

***Basis of presentation***

The accompanying consolidated financial statements have been prepared in accordance with accounting principles generally accepted in the United States of America ("GAAP") for interim financial information. Accordingly, they do not include all of the information and footnotes required by GAAP for complete financial statements. Certain information and note disclosures normally included in our annual financial statements prepared in accordance with GAAP have been condensed or omitted consistent with Article 10 of Regulation S-X. In the opinion of management, our consolidated financial statements and accompanying notes include all adjustments (consisting of normal recurring adjustments) considered necessary by management to fairly state the results of operations, financial position and cash flows for the interim periods presented. Interim results of operations are not necessarily indicative of the results for the full year or for any future period. These financial statements should be read in conjunction with the annual financial statements and the notes thereto also included herein.

*b.*

***Principles of consolidation***

The consolidated financial statements of the Group have been prepared in accordance with U.S. GAAP. The consolidated financial statements include the financial statements of the Company, its subsidiaries, the VIEs and VIEs' subsidiaries for which the Company is the ultimate primary beneficiary. Subsidiaries are those entities in which the Company, directly or indirectly, controls more than one half of the voting power or has the power to govern the financial and operating policies, to appoint or remove the majority of the members of the board of directors, or to cast a majority of votes at the meeting of directors.

Table of Contents

**JD.com, Inc.**

**Notes to the Unaudited Interim Condensed Consolidated Financial Statements (Continued)**

**(All amounts in thousands, except for share and per share data)**

**2. Summary of significant accounting policies (Continued)**

A VIE is an entity in which the Company, or its subsidiary, through contractual arrangements, bears the risks of, and enjoys the rewards normally associated with ownership of the entity, and therefore the Company or its subsidiary is the primary beneficiary of the entity.

All transactions and balances among the Company, its subsidiaries, the VIEs and VIEs' subsidiaries have been eliminated upon consolidation.

*c.*

*Use of estimates*

The preparation of the consolidated financial statements in conformity with U.S. GAAP requires management to make estimates and assumptions that affect the reported amounts of assets and liabilities, related disclosures of contingent liabilities at the balance sheet date, and the reported revenues and expenses during the reported period in the consolidated financial statements and accompanying notes. Significant accounting estimates are used for, but not limited to, sales returns, vendor and customer incentives, the valuation and recognition of share-based compensation arrangements, realization of deferred tax assets, fair value of assets and liabilities acquired in business combination, assessment for impairment of long-lived assets, intangible assets and goodwill, allowance for doubtful accounts, inventory valuation for excess and obsolete inventories, lower of cost and market value of inventories, depreciable lives of property, equipment and software, useful life of intangible assets and redemption value of the redeemable preferred shares. Actual results may differ materially from those estimates.

*d.*

*Foreign currency translation*

The Group's reporting currency is Renminbi ("RMB"). The functional currency of the Group's entities incorporated in Cayman Islands, British Virgin Islands ("BVI") and Hong Kong ("HK") is the United States dollars ("US\$"). The Group's PRC subsidiaries, VIEs and VIEs' subsidiaries determined their functional currency to be RMB. The determination of the respective functional currency is based on the criteria set out in ASC 830, *Foreign Currency Matters*.

Transactions denominated in currencies other than functional currency are translated into functional currency at the exchange rates quoted by authoritative banks prevailing at the dates of the transactions. Exchange gains and losses resulting from those foreign currency transactions denominated in a currency other than the functional currency are recorded as a component of Others, net in the Unaudited Interim Condensed Consolidated Statements of Operations and Comprehensive Loss. Total exchange gains were RMB63,432 for the nine months ended September 30, 2013 and total exchange losses were RMB61,564 for the nine months ended September 30, 2014.

The financial statements of the Group are translated from their functional currency into RMB. Assets and liabilities denominated in foreign currencies are translated into RMB using the applicable exchange rates at the balance sheet date. Equity accounts other than earnings generated in current period are translated into RMB at the appropriate historical rates. Revenues, expenses, gains and losses are translated into RMB using the periodic average exchange rates. The resulting foreign currency translation adjustments are recorded as a component of accumulated other comprehensive income or loss in the Unaudited Interim Condensed Consolidated Statements of Changes in Shareholders' Equity. Total foreign currency translation adjustment losses were RMB109,266 and RMB3,476 for the nine months ended September 30, 2013 and September 30, 2014, respectively. The grant-date fair value of

Table of Contents

**JD.com, Inc.**

**Notes to the Unaudited Interim Condensed Consolidated Financial Statements (Continued)**

**(All amounts in thousands, except for share and per share data)**

**2. Summary of significant accounting policies (Continued)**

the Group's share-based award is reported in US\$ as the respective valuation is conducted on US\$ basis.

*e.*

***Convenience translation***

Translations of balances in the Unaudited Interim Condensed Consolidated Balance Sheet, Unaudited Interim Condensed Consolidated Statement of Operations and Comprehensive Loss and Unaudited Interim Condensed Consolidated Statement of Cash Flows from RMB into US\$ as of and for the nine months ended September 30, 2014 are solely for the convenience of the readers and were calculated at the rate of US\$1.00=RMB6.1380, representing the noon buying rate set forth in the H.10 statistical release of the U.S. Federal Reserve Board on September 30, 2014. No representation is made that the RMB amounts could have been, or could be, converted, realized or settled into US\$ at that rate on September 30, 2014, or at any other rate.

*f.*

***Investment in equity investees***

Investment in equity investees represent the Company's investments in privately held companies. The Company applies the equity method of accounting to account for an equity investment, in common stock or in-substance common stock, according to ASC 323 "Investment - Equity Method and Joint Ventures", over which it has significant influence but does not own a majority equity interest or otherwise control.

An investment in in-substance common stock is an investment in an entity that has risk and reward characteristics that are substantially similar to that entity's common stock. The Company considers subordination, risks and rewards of ownership and obligation to transfer value when determining whether an investment in an entity is substantially similar to an investment in that entity's common stock.

For other equity investments that are not considered as debt securities or equity securities that have readily determinable fair values and over which the Company neither has significant influence nor control through investment in common stock or in-substance common stock, the cost method of accounting is used.

The Company continually reviews its investments in equity investees to determine whether a decline in fair value to below the carrying value is other than temporary. The primary factors the Company considers in its determination are the length of time that the fair value of the investment is below the Company's carrying value; the financial condition, operating performance and the prospects of the equity investee; and other company specific information such as recent financing rounds. If the decline in fair value is deemed to be other than temporary, the carrying value of the equity investee is written down to fair value. No impairment charges were recorded for the nine months ended September 30, 2013 and 2014, respectively.

*g.*

***Share-based compensation***

The Company grants restricted ordinary shares, non-vested ordinary shares, restricted share units ("RSUs") and share options to eligible employees, non-employee consultants and the Founder of the Company and accounts for these share-based awards in accordance with ASC 718 Compensation - Stock Compensation and ASC 505-50 Equity-Based Payments to Non-Employees.



Table of Contents

**JD.com, Inc.**

**Notes to the Unaudited Interim Condensed Consolidated Financial Statements (Continued)**

**(All amounts in thousands, except for share and per share data)**

**2. Summary of significant accounting policies (Continued)**

Employees' share-based awards are measured at the grant date fair value of the awards and recognized as expenses a) immediately at grant date if no vesting conditions are required; or b) using graded vesting method, net of estimated forfeitures, over the requisite service period, which is the vesting period. For performance-based awards, the performance goals and vesting schedule of these awards are determined by the Board of Directors at time of the grant and an evaluation is made each quarter as to the likelihood of the performance criteria being met. Share-based compensation expenses are then adjusted to reflect the number of performance-based awards expected to vest to date.

All transactions in which goods or services are received in exchange for equity instruments are accounted for based on the fair value of the consideration received or the fair value of the equity instrument issued, whichever is more reliably measurable.

Non-employees' share-based awards are measured at fair value at the earlier of the commitment date or the date the services are completed. Awards granted to non-employees are re-measured at each reporting date using the fair value at each period end until the measurement date, generally when the services are completed and awards are vested. Changes in fair value between the reporting dates are recognized by graded vesting method.

*h.*

**Revenue**

*Online Direct Sales*

Revenues from the sales of electronics and home appliance products were RMB40,370,555 and RMB64,021,723, and revenues from the sales of general merchandise products were RMB7,307,358 and RMB12,146,907, for the nine months ended September 30, 2013 and 2014, respectively.

*i.*

**Fulfillment**

Shipping cost amounted to RMB1,428,923 and RMB2,800,611 for the nine months ended September 30, 2013 and 2014, respectively.

*j.*

**Marketing**

Advertising costs, which consist primarily of online advertising, offline television, movie and outdoor advertising, are expensed as incurred, and totaled RMB1,014,947 and RMB1,764,010 for the nine months ended September 30, 2013 and 2014, respectively.

**3. Concentration and risks**

*Currency convertibility risk*

The PRC government imposes controls on the convertibility of RMB into foreign currencies. The Group's cash and cash equivalents, restricted cash and short-term investments denominated in RMB that are subject to such government controls amounted to RMB9,865,714 and RMB14,609,713 as of December 31, 2013 and September 30, 2014, respectively. The value of RMB is subject to changes in the central government policies and to international economic and political developments affecting supply and demand in the PRC foreign exchange trading system market. In the PRC, certain foreign exchange transactions are required by law to be transacted only by authorized financial institutions at exchange rates set by People's Bank of China ("PBOC"). Remittances in currencies other than RMB

Table of Contents**JD.com, Inc.****Notes to the Unaudited Interim Condensed Consolidated Financial Statements (Continued)****(All amounts in thousands, except for share and per share data)****3. Concentration and risks (Continued)**

by the Group in the PRC must be processed through PBOC or other Chinese foreign exchange regulatory bodies which require certain supporting documentation in order to process the remittance.

**4. Restricted cash and restricted time deposit**

To meet the requirements of specific business operations, including secured deposits held in designated bank accounts for issuance of bank acceptance and letter of guarantee, the Group held restricted cash of RMB342,387 and RMB1,514,340 as of December 31, 2013 and September 30, 2014 respectively. Changes in the restricted cash balance associated with the bank acceptance are classified as cash flows from operating activities as the Group considers restricted cash arising from these activities directly related to the Group's ordinary business operations.

To maintain guarantee balances at the bank as collaterals for the short-term bank loans of US\$153,000 and US\$309,000 (see Note 14), the Group held restricted cash of RMB1,000,000 and RMB3,000,000 as of December 31, 2013 and September 30, 2014, respectively, which were bank deposits with the original term of one year at the bank. In addition, the Group held restricted cash of RMB545,000 and RMB100,000 for capital verification of establishment of new entities as of December 31, 2013 and September 30, 2014, respectively. Changes in the restricted cash balance associated with short-term bank loans and capital verification are classified as cash flow from investing activities as the Group considers restricted cash arising from these activities similar to an investment.

**5. Fair value measurement**

As of the balance sheet dates presented, information about inputs into the fair value measurements of the Group's assets that are measured at fair value on a recurring basis in periods subsequent to their initial recognition is as follows:

Description	December 31, 2013 RMB	Fair value measurement at reporting date using		
		Quoted Prices in Active Markets for Identical Assets (Level 1) RMB	Significant Other Observable Inputs (Level 2) RMB	Significant Unobservable Inputs (Level 3) RMB
<b>Assets</b>				
Cash equivalents:				
Time deposits	4,605,262		4,605,262	
Restricted cash	1,887,387		1,887,387	
Short-term investments				
Available for sale securities	1,903,224		1,903,224	
<b>Total assets</b>	<b>8,395,873</b>		<b>8,395,873</b>	

Table of Contents**JD.com, Inc.****Notes to the Unaudited Interim Condensed Consolidated Financial Statements (Continued)**

(All amounts in thousands, except for share and per share data)

**5. Fair value measurement (Continued)**

Description	September 30, 2014 RMB	Fair value measurement at reporting date using		
		Quoted Prices in Active Markets for Identical Assets (Level 1) RMB	Significant Other Observable Inputs (Level 2) RMB	Significant Unobservable Inputs (Level 3) RMB
<b>Assets</b>				
Cash equivalents:				
Time deposits	1,597,135		1,597,135	
Restricted cash	4,614,340		4,614,340	
Short-term investments				
Time deposits	8,732,500		8,732,500	
Available for sale securities	2,203,816		2,203,816	
<b>Total assets</b>	<b>17,147,791</b>		<b>17,147,791</b>	

**6. Acquisition of certain business, equity investment and intangible assets**

On March 10, 2014, the Company entered into a Strategic Cooperation Agreement ("Agreement") with Tencent Holdings Limited ("Tencent"), for a period of 5 years from April 1, 2014 to March 31, 2019. Pursuant to the Agreement, the Company will become Tencent's preferred partner in the development of physical goods e-Commerce business in Greater China including: (a) Tencent will grant the Company prominent level-1 access points in Weixin and mobile QQ applications; (b) Tencent will provide internet traffic and other support from other key platforms to the Company; and (c) the Company will cooperate with Tencent in a number of areas primarily mobile-related products, social networking services, membership systems and payment solutions. Terms described in (a), (b) and (c) above are hereinafter collectively referred to as "Strategic Cooperation". In addition, for a period of 8 years from April 1, 2014 to March 31, 2022, other than the operation of Shanghai Icsen E-Commerce Development Company Limited ("Shanghai Icsen"), a subsidiary of Tencent. Tencent will not engage in any online direct sales or managed marketplace business model in physical goods e-Commerce businesses in Greater China and a few selected international markets, hereinafter referred to as "Non-Compete".

On the same date, the Company also entered into a series of agreements with Tencent and its affiliates, pursuant to which, the Company acquired from Tencent: (i) 100% business operation of two online marketplace platforms, Paipai and QQ Wanggou ("Combined Platform Business"); (ii) 9.9% equity interest in Shanghai Icsen ("Investment in Shanghai Icsen"); (iii) a call option ("Call Option") to acquire the remaining equity interest of Shanghai Icsen, with a price higher of the fair value of the remaining equity interest or RMB800 million within three years commencing the closing of the Transaction; (iv) certain logistic workforce; and (v) a land use right. The above (i) to (v), Strategic Cooperation and Non-Compete are collectively referred to as "Transaction".

As consideration for the Transaction, the Company issued 351,678,637 ordinary shares to Huang River Investment Limited, a wholly-owned subsidiary of Tencent, representing 15% shares on a diluted basis under treasury method upon the closing of the Transaction, on March 10, 2014.



Table of Contents

**JD.com, Inc.**

**Notes to the Unaudited Interim Condensed Consolidated Financial Statements (Continued)**

**(All amounts in thousands, except for share and per share data)**

**6. Acquisition of certain business, equity investment and intangible assets (Continued)**

The main purpose of the transaction is to further expand product and service offerings to the Group's online shopping customers.

The acquisition of Combined Platform Business is accounted for as a business combination and the results of operations of the Combined Platform Business from the acquisition date have been included in the Group's unaudited interim condensed consolidated financial statements. The acquisitions of Strategic Cooperation, Non-compete, Investment in Shanghai Icton, Logistic Workforce and Land use right are considered asset acquisitions separate from the acquisition of Combined Platform Business. The investment in Shanghai Icton was accounted for under the cost method and recorded in investment in equity investees on the acquisition day. The identifiable intangible assets acquired are amortized on a straight-line basis over the respective useful lives.

The Company has performed the following steps to estimate the cost of the assets and business acquired with the assistance from an independent valuation firm: 1) estimate the total fair value of 351,678,637 ordinary shares issued to Huang River Investment Limited as the consideration of the transaction on March 10, 2014 using the income approach, or the discounted cash flow, or DCF, method; 2) estimate the stand-alone fair value of the Combined Platform Business as well as fair value of each of Strategic Cooperation Agreement, Non-Compete, Investment in Shanghai Icton, Logistic workforce and Land Use Right (collectively "Asset Acquisition"); 3) The excess of (1) over sum of (2) and net cash acquired in the transaction has been allocated to individual assets of the Asset Acquisition and the Combined Platform Business based on their relative fair values. Additionally, in accordance with ASC 820, ASC 505-50, ASC 718 and SAB Topic 14.A, non-transferability relating to lock-up period associated with the shares issued to Huang River Investment Limited for a period of three years commencing from March 10, 2014, is factored in estimating the fair value of shares issued to acquire Strategic Cooperation, Non-compete, Investment in Shanghai Icton, Logistic Workforce and Land use right, but is not factored in estimating the fair value of shares issued to acquire Combined Platform Business.

The Company considered the following valuation method and significant assumptions in evaluating certain significant intangibles acquired from the current Transaction:

**Strategic Cooperation Agreement** In addition to the Company's general business cooperation with Tencent primarily in areas of mobile-related products, social networking services, membership systems and payment solutions, the other parts of the Strategic Cooperation Agreement is in substance a prepaid advertising/promotion service where Tencent users can be diverted to the Company's websites/platforms where (a) Tencent will grant the Company prominent level-1 access points in Weixin and mobile QQ applications and (b) Tencent will provide internet traffic and other support from its other key platforms to the Company. These advertising/promotion services include push messages, advertising, payment processing, and application activation. The general business cooperation is not recognized as a separate intangible asset because such provisions only set out the general principal for the cooperation between the Company and Tencent with no specific deliverables provided to the Company. The amount recognized for the Strategic Cooperation Agreement relates to the advertising/promotion services and the fair value was established using a form of the income approach known as the cost saving method. This method recognizes that, because of the Strategic Cooperation Agreement, the Company can save advertising fees, traffic acquisition costs, payment processing fees and application activation fees that otherwise it would need to be paid to a third party for the similar

Table of Contents**JD.com, Inc.****Notes to the Unaudited Interim Condensed Consolidated Financial Statements (Continued)****(All amounts in thousands, except for share and per share data)****6. Acquisition of certain business, equity investment and intangible assets (Continued)**

services. The estimated unit market price of the advertising/promotion services were multiplied by the volume of the services to be provided by Tencent to arrive at the cost saving attributable to the Strategic Cooperation Agreement. The most significant assumptions inherent in this approach include: 1) the estimated market price of the services to be provided, 2) the volume of the services to be provided, and 3) discount rate. When applying the cost saving method for the valuation of the Strategic Cooperation Agreement, market participant assumptions were used in accordance with ASC 820. Specifically, the basis of the assumptions were determined with consideration of the terms of the Strategic Cooperation Agreement, an industry report regarding China's e-commerce sector and a market rate that market participants have to pay to third parties for similar services on arm's length basis. The present value of the after-tax cost savings at an appropriate discount rate indicates the value of Strategic Cooperation Agreement. The discount rate was derived by using the capital asset pricing model (the "CAPM"), which is a method that market participants commonly use to price assets. Based on the CAPM, the Company concluded a discount rate of 17.5% was appropriate for valuing the Strategic Cooperation Agreement.

**Non-compete** Other than the operation of Shanghai Ictson, Tencent will not engage in any online direct sales or managed marketplace business models in physical goods e-Commerce business in Greater China and a few selected international markets. The fair value of the Non-compete was determined based on the "with and without" method, which takes into consideration the cash flow increments between the scenario where the Non-compete is not in place and the scenario where the Non-compete is in place for a period of 8 years from April 1, 2014 to March 31, 2022. The most significant assumption inherent in this approach when valuing the Non-compete was the amount of economic impact to the Company that would occur from competition during the period when non-compete agreement is effective. Based on the CAPM, the Company concluded a discount rate of 17.5%, which reflects a market participant's required rate of return for the risks of investing in the Non-compete, was appropriate for discounting the cash flow attributable to the Non-compete.

**Investment in Shanghai Ictson** In determining the fair value of the investment in Shanghai Ictson, the Company followed a two-step process. In the first step, the discounted cash flow method, or DCF, was used as the primary approach to determine the fair value of the equity interest of Shanghai Ictson and market approach to cross-check the valuation results derived by the DCF method. The free cashflow of Shanghai Ictson was discounted by 22%, which was determined by the CAPM to reflect a market participant's required rate of return for the risks of investing in the equity interest of Shanghai Ictson. In the second step, since the Company's investment in Shanghai Ictson is in the form of preferred shares, an option pricing method to allocate the equity interest of Shanghai Ictson to its common shares and preferred shares was used. The significant assumptions inherent in option pricing models are the expected time of liquidity event, risk free rate and volatility factor of equity interest of Shanghai Ictson.

The Group made estimates and judgments in determining the fair value of the acquired business, equity investment and intangible assets, based on an independent valuation report and

Table of Contents**JD.com, Inc.****Notes to the Unaudited Interim Condensed Consolidated Financial Statements (Continued)****(All amounts in thousands, except for share and per share data)****6. Acquisition of certain business, equity investment and intangible assets (Continued)**

management's experiences with similar assets and liabilities. The allocation of the purchase price is as follows:

<b>Transaction:</b>	<b>Amount</b>	<b>Amortization Period</b>
	<b>RMB</b>	
Strategic Cooperation	6,075,289	5 years
Non-compete	1,442,389	8 years
Combined Platform Business **		
Cash	60,284	
Other current assets	3,587	
Property, plant and equipment	17,647	
Current liabilities	(63,871)	
Technology	108,800	5 years
Domain names and trademark	33,100	10 years
Advertising Customer Relationship	80,400	7 years
Goodwill *	2,593,420	
Deferred tax liability	(41,893)	
	2,791,474	
Investment in Shanghai Icson	252,779	
Call Option		
Logistic workforce	13,900	3 years
Land use right	73,632	40 years
Net cash acquired	1,015,552	
<b>Total Purchase price</b>	<b>11,665,015</b>	

\*

Goodwill primarily represents the expected synergies from combining operations of the Group and Combined Platform Business, which are complementary to each other, and any other intangible benefits that would accrue to the Group that do not qualify for separate recognition. The excess of purchase price over the fair value of net tangible assets and identifiable intangible assets acquired were recorded as goodwill. The goodwill is not expected to be deductible for tax purposes.

\*\*

Based on the assessment on financial performance of the acquired Combined Platform Business made by the Group, the acquired business is not considered material to the Group. Thus the presentation of the pro-forma financial information with regard to a summary of the results of operations of the Group for the business combination is not required.

Table of Contents**JD.com, Inc.****Notes to the Unaudited Interim Condensed Consolidated Financial Statements (Continued)**

(All amounts in thousands, except for share and per share data)

**7. Accounts receivable, net**

Accounts receivable, net, consists of the following:

	As of	
	December 31, 2013	September 30, 2014
	RMB	RMB
Product sales and online marketplace receivables	380,938	1,235,759
Advertising receivables	44,372	51,143
Others	78,549	327,044
Allowance for doubtful accounts		
Balance at beginning of the period	(1,877)	(1,770)
Additions	(559)	(42,753)
Reversals	666	868
Balance at end of the period	(1,770)	(43,655)
Accounts receivable, net	502,089	1,570,291

**8. Inventories, net**

Inventories, net, consist of the following:

	As of	
	December 31, 2013	September 30, 2014
	RMB	RMB
Products	6,358,151	11,037,132
Packing materials and others	28,004	57,759
Inventories, net	6,386,155	11,094,891

**9. Prepayments and other current assets**

Prepayments and other current assets consist of the following:

As of

Explanation of Responses:



Edgar Filing: DILLARD ALEX - Form 4

	December 31, 2013	September 30, 2014
	RMB	RMB
Interest receivables	28,654	165,335
Prepaid rental fees	79,423	118,106
Prepaid advertising costs	31,977	32,005
Employee advances	12,809	10,473
Deposits	20,386	92,476
Staff loans		150,812
Others	45,853	103,174
	219,102	672,381

F-84

Table of Contents**JD.com, Inc.****Notes to the Unaudited Interim Condensed Consolidated Financial Statements (Continued)**

(All amounts in thousands, except for share and per share data)

**10. Property, equipment and software, net**

Property, equipment and software, net, consist of the following:

	As of	
	December 31, 2013	September 30, 2014
	RMB	RMB
Electronic equipment	671,491	1,172,683
Office equipment	30,326	31,557
Vehicles	199,780	447,552
Logistic and warehouse equipment	232,603	531,998
Leasehold improvement	59,983	103,395
Software	57,508	100,393
Building	275,717	609,439
Total	1,527,408	2,997,017
Accumulated depreciation	(502,980)	(838,254)
Net book value	1,024,428	2,158,763

Depreciation expenses were RMB182,720 and RMB337,990 for the nine months ended September 30, 2013 and 2014, respectively.

**11. Intangible assets, net**

Intangible assets, net, consist of the following:

	As of	
	December 31, 2013	September 30, 2014
	RMB	RMB
Strategic Cooperation		6,075,289
Non-compete		1,447,189
Technology		110,900
Advertising customer relationship		80,400
Domain names and trademark	40,353	73,599
Logistic workforce		13,900
Online payment and other licenses	189,000	189,000
Copyrights	17,805	18,840
Accumulated amortization	(31,356)	(779,829)

Intangible assets, net	215,802	7,229,288
------------------------	---------	-----------

Amortization expenses for intangible assets were RMB17,233 and RMB748,473 for the nine months ended September 30, 2013 and 2014, respectively.

F-85

---

Table of Contents**JD.com, Inc.****Notes to the Unaudited Interim Condensed Consolidated Financial Statements (Continued)**

(All amounts in thousands, except for share and per share data)

**11. Intangible assets, net (Continued)**

As of September 30, 2014, amortization expenses related to the intangible assets for future periods are estimated to be as follows:

	Remainder of 2014 RMB	2015 RMB	For the years ended December 31,			2019 and thereafter RMB
			2016 RMB	2017 RMB	2018 RMB	
Amortization expenses	328,704	1,314,818	1,314,370	1,312,494	1,309,022	1,649,880

**12. Land use rights, net**

Land use rights, net, consist of the following:

	As of	
	December 31, 2013 RMB	September 30, 2014 RMB
Land use rights	620,383	962,174
Accumulated amortization	(21,530)	(35,885)
Net book value	598,853	926,289

Amortization expenses for land use rights were RMB8,149 and RMB14,355, for the nine months ended September 30, 2013 and 2014, respectively.

As of September 30, 2014, amortization expenses related to the land use rights for future periods are estimated to be as follows:

	Reminder of 2014 RMB	2015 RMB	For the years ended December 31,			2019 and thereafter RMB
			2016 RMB	2017 RMB	2018 RMB	
Amortization expenses	4,811	19,243	19,243	19,243	19,243	844,506

F-86

Table of Contents**JD.com, Inc.****Notes to the Unaudited Interim Condensed Consolidated Financial Statements (Continued)****(All amounts in thousands, except for share and per share data)****13. Other non-current assets**

Other non-current assets consist of the following:

	As of	
	December 31, 2013	September 30, 2014
	RMB	RMB
Prepayments for purchase of office building	100,000	288,999
Staff loans	132,932	
Prepayments for purchase of land use rights	22,000	52,200
Rental deposits	54,408	118,437
Prepayments for purchase of property, equipment and software	34,456	85,057
Prepayments for construction in process	33,765	
Others	24,312	21,054
<b>Total</b>	<b>401,873</b>	<b>565,747</b>

**14. Short-term bank loan**


In November 2013, the Group entered into a loan agreement, whereby on November 4, 2013 the Group effectively pledged certain time deposits to secure the bank loan, totaling US\$153,000 and bearing interest at 1.30% per annum over 1-month London Inter-Bank Offered Rate ("LIBOR") with the maturity date of November 3, 2014.

In March 2014, the Group entered into another loan agreement, whereby on March 7, 2014 the Group effectively pledged certain time deposits to secure the bank loan, totaling US\$309,000 and bearing interest at 0.80% per annum over 1-month London Inter-Bank Offered Rate ("LIBOR") with the maturity date of March 6, 2015.

**15. Accrued expenses and other current liabilities**

Accrued expenses and other current liabilities consist of the following:

	As of	
	December 31, 2013	September 30, 2014
	RMB	RMB
Salary and welfare payable	1,080,072	1,265,554
Deposits	857,573	1,667,758
Rental fee payables	22,155	54,392
Professional fee accruals	63,280	56,055
Others	246,718	410,574
<b>Total</b>	<b>2,269,798</b>	<b>3,454,333</b>



F-87

---

Table of Contents**JD.com, Inc.****Notes to the Unaudited Interim Condensed Consolidated Financial Statements (Continued)****(All amounts in thousands, except for share and per share data)****16. Others, net**

Others, net, consist of the following:

	<b>For the nine months ended September 30,</b>	
	<b>2013</b>	<b>2014</b>
	<b>RMB</b>	<b>RMB</b>
Foreign exchange gains/(losses), net	63,432	(61,564)
Government financial incentives	111,968	116,142
Others	(11,502)	24,957
<b>Total</b>	<b>163,898</b>	<b>79,535</b>

Government financial incentives represents rewards provided by the relevant PRC municipal government authorities to the Group for business achievements made by the Group. As there is no further obligation for the Group to perform, government financial incentives are recognized as other income when received. The amount of such government financial incentive is determined solely at the discretion of the relevant government authorities and there is no assurance that the Group will continue to receive these government financial incentive in the future.

**17. Taxation**

a)

***Income tax***

Reconciliations of differences between PRC statutory income tax rate and the Group's effective income tax rate for the nine months ended September 30, 2013 and 2014 are as follows:

	<b>For the nine months ended September 30,</b>	
	<b>2013</b>	<b>2014</b>
Statutory income tax rate	25.0%	25.0%
Tax effect of preferential tax treatments	3.6%	0.4%
Effect on tax rates in different tax jurisdiction	(13.5%)	0.0%
Tax effect of non-deductible expenses	76.1%	(22.5%)
Tax effect of non-taxable income	(20.8%)	0.3%
Tax effect of tax-exempt entities	(28.2%)	(3.2%)
Changes in valuation allowance	(38.1%)	(0.1%)
<b>Effective tax rates</b>	<b>4.1%</b>	<b>(0.1%)</b>





Table of Contents**JD.com, Inc.****Notes to the Unaudited Interim Condensed Consolidated Financial Statements (Continued)**

(All amounts in thousands, except for share and per share data)

**17. Taxation (Continued)**

b)

*Deferred tax assets and deferred tax liabilities*


	December 31, 2013	As of September 30, 2014
	RMB	RMB
Deferred tax assets		
Allowance for doubtful accounts	443	10,914
Deferred revenues	52,132	92,141
Net operating loss carry forwards	853,258	813,542
Less: valuation allowance	(905,833)	(916,597)
Net deferred tax assets		
Current deferred tax liabilities		
Interest Income	6,087	5,479
Intangible assets arisen from business combination		37,701
Total current deferred tax liabilities	6,087	43,180

As of September 30, 2014, the Group had net operating loss carry forwards of approximately RMB3,227,880 which arose from the Group's subsidiaries and VIEs and VIEs' subsidiaries established in the PRC. The loss carry forwards will expire during the period from 2014 to 2018.

*Movement of valuation allowance*

	December 31, 2013	As of September 30, 2014
	RMB	RMB
Balance at beginning of the period	857,413	905,833
Additions	81,119	43,303
Reversals	(32,699)	(32,539)
Balance at end of the period	905,833	916,597

Explanation of Responses:



F-89

---

Table of Contents**JD.com, Inc.****Notes to the Unaudited Interim Condensed Consolidated Financial Statements (Continued)**

(All amounts in thousands, except for share and per share data)

**18. Convertible preferred shares**

The Company's preferred shares activities for the nine months ended September 30, 2013 and 2014 are summarized below:

	Series A and A-1 Preferred Shares		Series B Preferred Shares		Series C Preferred Shares	
	Number of shares	Amount RMB	Number of shares	Amount RMB	Number of shares	Amount RMB
<b>Balance as of January 1, 2013</b>	191,894,000	255,850	84,786,405	126,417	258,316,305	4,737,897
Preferred shares redemption value accretion						2,160,554
<b>Balance as of September 30, 2013</b>	191,894,000	255,850	84,786,405	126,417	258,316,305	6,898,451
<b>Balance as of January 1, 2014</b>	191,894,000	255,850	59,539,244	88,241	258,316,305	7,173,263
Preferred shares redemption value accretion						7,957,640
Conversion of preferred shares to ordinary shares	(191,894,000)	(255,850)	(59,539,244)	(88,241)	(258,316,305)	(15,130,903)
<b>Balance as of September 30, 2014</b>						

**19. Ordinary shares**

Upon inception, 1 ordinary share was issued at a par value of US\$0.00002 per share. In March 2014, the Company issued 351,678,637 ordinary shares to Huang River Investment Limited, a wholly-owned subsidiary of Tencent, in connection with Tencent Transaction (Note 6). Additionally, upon the initial public offering in May 2014, the Company issued 166,120,400 Class A ordinary shares. Concurrently, the Company issued 139,493,960 Class A ordinary shares in a private placement to Huang River Investment Limited.

The ordinary shares reserved for issuance upon conversion of the preferred shares and exercise of the restricted share units (RSUs) and share options were as follows:

As of

Edgar Filing: DILLARD ALEX - Form 4

	December 31 2013	September 30 2014
Reserved for conversion of the preferred shares (Note 18)	509,749,549	
Reserved for future exercise of the RSUs and share options (Note 20)	54,093,176	66,929,474
	563,842,725	66,929,474

**20. Share-based compensation**

For the nine months ended September 30, 2013 and 2014, total share-based compensation expenses recognized were RMB190,782 and RMB4,077,601 respectively.

F-90

Table of Contents**JD.com, Inc.****Notes to the Unaudited Interim Condensed Consolidated Financial Statements (Continued)****(All amounts in thousands, except for share and per share data)****20. Share-based compensation (Continued)**

Certain ordinary shares issued for the Company's equity incentive plans are held by Fortune Rising, a consolidated variable interest entity of the Company, and accounted for as treasury stocks of the Company prior to their vest.

The non-vested ordinary shares, RSUs and share options are scheduled to be vested over one to six years.

**1) Employee awards*****Non-vested ordinary shares***

A summary of the non-vested ordinary shares activities for the nine months ended September 30, 2013 is presented below:

	Number of Shares	Weighted-Average Grant-Date Fair Value US\$
Unvested at January 1, 2013	2,829,080	0.24
Granted		
Vested		
Forfeited	(148,447)	0.24
Unvested at September 30, 2013	2,680,633	0.24

No non-vested ordinary shares activities for the nine months ended September 30, 2014.

For the nine months ended September 30, 2013 and 2014, total share-based compensation expenses recognized by the Company for the above-mentioned non-vested ordinary shares granted were RMB857 and Nil, respectively.

As of September 30, 2014, there was Nil of unrecognized share-based compensation expenses related to the non-vested ordinary shares.

Table of Contents**JD.com, Inc.****Notes to the Unaudited Interim Condensed Consolidated Financial Statements (Continued)**

(All amounts in thousands, except for share and per share data)

**20. Share-based compensation (Continued)****RSUs**

a)

*Service-based RSUs*

A summary of the service-based RSUs activities for the nine months ended September 30, 2013 and 2014 is presented below:

	Number of RSUs	Weighted-Average Grant-Date Fair Value US\$
Unvested at January 1, 2013	30,818,337	3.65
Granted	600,000	3.70
Vested	(125,000)	3.70
Forfeited	(2,982,776)	3.66
Unvested at September 30, 2013	28,310,561	3.65
Unvested at January 1, 2014	27,150,848	3.77
Granted	13,489,400	8.19
Vested		
Forfeited	(2,548,885)	3.89
Unvested at September 30, 2014	38,091,363	5.33

For the nine months ended September 30, 2013 and 2014, total share-based compensation expenses recognized by the Company for the service-based RSUs were RMB189,925 and RMB263,273, respectively.

As of September 30, 2014, there were RMB839,269 of unrecognized share-based compensation expenses related to the service-based RSUs. Those expenses are expected to be recognized over a weighted-average period of 5.1 years.

b)

*Performance-based RSUs*

The Company granted Nil, and 1,515,151 performance-based RSUs to its employees for the nine months ended September 30, 2013 and September 30, 2014, respectively.

A summary of the performance-based RSUs activities for the nine months ended September 30, 2014 is presented below:

**Explanation of Responses:**

Edgar Filing: DILLARD ALEX - Form 4

	Number of RSUs	Weighted-Average Grant-Date Fair Value US\$
Unvested at January 1, 2014		
Granted	1,515,151	6.33
Vested		
Forfeited	(30,303)	6.33
Unvested at September 30, 2014	1,484,848	6.33

F-92

Table of Contents**JD.com, Inc.****Notes to the Unaudited Interim Condensed Consolidated Financial Statements (Continued)****(All amounts in thousands, except for share and per share data)****20. Share-based compensation (Continued)**

For the nine months ended September 30, 2013 and 2014, total share-based compensation expenses recognized by the Company for the performance-based RSUs granted were Nil and RMB9,447, respectively.

As of September 30, 2014, there were RMB22,400 of unrecognized share-based compensation expenses related to the performance-based RSUs. These expenses are expected to be recognized over a weighted-average period of 4.5 years.

**Share Options**

The Company granted 1,955,000 service-based share options to its employees on March 31, 2014. No service-based share options activities for the nine months ended September 30, 2013.

A summary of the service-based share options activities for the nine months ended September 30, 2014 is presented below:

Share options	Number of share options	Weighted Average Exercise Price US\$	Weighted Average Remaining Contractual Term (years)	Aggregate Intrinsic Value US\$
Outstanding as of January 1, 2014	26,912,328	3.96	9.4	
Granted	1,955,000	6.30		
Exercised				
Forfeited	(1,934,030)	4.02		
Expired				
Outstanding as of September 30, 2014	26,933,298	4.13	8.7	236,595
Vested and expected to vest as of September 30, 2014	24,239,968	4.13	8.7	212,936
Exercisable as of September 30, 2014				

The weighted average grant date fair value of options granted for the nine months ended September 30, 2014 was and US\$3.54 per share.

For the nine months ended September 30, 2013 and 2014, total share-based compensation expenses recognized by the Company for the service-based share options granted were Nil and RMB83,550, respectively. As of September 30, 2014, there were RMB184,832 of unrecognized share-based compensation expenses related to the service-based share options. The expenses are expected to be recognized over a weighted-average period of 4.9 years.



Table of Contents**JD.com, Inc.****Notes to the Unaudited Interim Condensed Consolidated Financial Statements (Continued)****(All amounts in thousands, except for share and per share data)****20. Share-based compensation (Continued)**

The estimated fair value of each option grant is estimated on the date of grant using the Binominal option-pricing model with the following assumptions:

	<b>For the nine months ended September 30, 2014</b>
Expected volatility	53%
Risk-free interest rate (per annum)	3.50%
Exercise multiples	2.8
Expected dividend yield	
Expected term (in years)	10.0
Fair value of the underlying shares on the date of option grants (US\$)	6.33

The Group estimated the risk free interest rate based on the yield to maturity of U.S. treasury bonds denominated in USD at the option valuation date. The exercise multiple is estimated as the ratio of fair value of underlying shares over the exercise price as at the time the option is exercised, based on a consideration of research study regarding exercise pattern based on historical statistical data. Expected term is the contract life of the option. The expected volatility at the date of grant date and each option valuation date was estimated based on the annualized standard deviation of the daily return embedded in historical share prices of comparable peer companies with a time horizon close to the expected expiry of the term. The Group has never declared or paid any cash dividends on its capital stock, and the Group does not anticipate any dividend payments in the foreseeable future.

**2) Non-employee awards**

No non-employee RSUs activities for the nine months ended September 30, 2013.

A summary of activities for the non-employee RSUs for the nine months ended September 30, 2014 is presented below:

	<b>Number of Shares</b>	<b>Weighted-Average Grant-Date Fair Value US\$</b>
Unvested at January 1, 2014	30,000	3.96
Granted	389,965	7.89
Vested		
Forfeited		
Unvested at September 30, 2014	419,965	7.61

For the nine months ended September 30, 2013 and 2014, total share-based compensation expenses recognized by the Company for the non-employee RSUs were RMB Nil and RMB11,485, respectively. As of September 30, 2014, there were RMB21,828 of unrecognized share-based compensation expenses related to the non-employee RSUs granted. The expenses are expected to be recognized over a weighted-average period of 2.1 years.

Table of Contents**JD.com, Inc.****Notes to the Unaudited Interim Condensed Consolidated Financial Statements (Continued)****(All amounts in thousands, except for share and per share data)****3) Founder awards**

On March 11, 2014, the Company approved a grant of 93,780,970 RSUs to the founder. The share awards were immediately vested and the Company recorded a share-based compensation expenses of RMB3,685,041 related to these RSUs awarded to the founder. The grant date fair value of the awards was US\$6.30.

**21. Loss per share**

Basic and diluted net loss per share for each of the period presented are calculated as follows:

	For the nine months ended September 30,	
	2013 RMB	2014 RMB
<b>Numerator:</b>		
Net income/(loss)	60,076	(4,542,036)
Series C preferred shares redemption value accretion	(2,160,554)	(7,957,640)
Net loss attributable to holders of permanent equity securities	(2,100,478)	(12,499,676)
Numerator for basic net loss per share of permanent equity securities	(2,100,478)	(12,499,676)
Numerator for diluted net loss per share of permanent equity securities	(2,100,478)	(12,499,676)
<b>Denominator:</b>		
Weighted average number of permanent equity securities basic	1,690,694,604	2,317,930,098
Weighted average number of permanent equity securities diluted	1,690,694,604	2,317,930,098
Basic net loss per share attributable to the holders of permanent equity securities	(1.24)	(5.39)
Diluted net loss per share attributable to the holders of permanent equity securities	(1.24)	(5.39)

Generally, basic net loss per share is computed using the weighted average number of ordinary shares outstanding during the period. Diluted net loss per share is computed using the weighted average number of ordinary shares and dilutive potential ordinary shares outstanding during the period.

As a result of the modification of the Series A, A-1 and Series B preferred shares on September 21, 2010, the Series A, A-1 and Series B Preferred Shares were classified as a separate class of permanent equity securities with no senior or prior rights to ordinary shares, except for the dividend rights. Accordingly, for the nine months ended September 30, 2013 and 2014, the "two-class" method is required to be used for the calculation of net loss per share. Since the Company was in a loss-making position and did not declare any dividends for the nine months ended September 30, 2013 and 2014, the net loss per share attributable to each class would be the same under the "two-class" method in those periods. As such, the three classes of shares have been presented on a combined basis in the Unaudited Interim Condensed Consolidated

## Edgar Filing: DILLARD ALEX - Form 4

Statements of Operations and Comprehensive Loss and in the above computation of net loss per share.

Diluted net loss per share is computed using the weighted average number of ordinary shares, Series A, A-1 and B Preferred Shares and dilutive potential ordinary shares outstanding during the

F-95

---

Table of Contents**JD.com, Inc.****Notes to the Unaudited Interim Condensed Consolidated Financial Statements (Continued)****(All amounts in thousands, except for share and per share data)****21. Loss per share (Continued)**

respective period. The potentially dilutive securities that were not included in the calculation of diluted net loss per share in the periods presented where their inclusion would be anti-dilutive include non-vested ordinary shares, RSUs and options to purchase ordinary shares of 32,926,600 and 62,052,509 for the nine months ended September 30, 2013 and 2014 on a weighted average basis, respectively. For the nine months ended September 30, 2013 and 2014 the assumed conversion of the Series C Preferred Shares was also anti-dilutive and excluded from the calculation of diluted net loss per share.

**22. Related party transactions**

The table below sets forth the major related parties and their relationships with the Group as of September 30, 2014:

<b>Name of related parties</b>	<b>Relationship with the Group</b>
Tencent and its subsidiaries ("Tencent Group")	Tencent is a shareholder of the Group
Shanghai Ictson and its subsidiaries ("Shanghai Ictson Group")	Shanghai Ictson is an investee of the Group
Hangzhou Gubei Electronic Technology Co., Ltd. ("Hangzhou Gubei")	An investee of the Group
PICOOC Technology Ltd. ("PICOOC")	An investee of the Group
Beijing Haoyaoshi Medicine Co., Ltd. ("Haoyaoshi")	An investee of the Group, and the Group disposed the equity investment in August 2013

(a)

The Group entered into the following transactions with related parties:

<b>Transactions</b>	<b>For the nine months ended September 30,</b>	
	<b>2013</b>	<b>2014</b>
	<b>RMB</b>	<b>RMB</b>
Service and sales of goods to Shanghai Ictson Group		162,212
Service and purchases from Shanghai Ictson Group		54,820
Commission service revenue from cooperation on advertising business with Tencent Group		45,110
Online marketplace services provided to Tencent Group		272
Purchase of goods from PICOOC		10,395
Loan provided to Hangzhou Gubei		10,000
Purchase of goods from Hangzhou Gubei		1,444
Online marketplace services provided to Haoyaoshi		8,297

F-96

Table of Contents**JD.com, Inc.****Notes to the Unaudited Interim Condensed Consolidated Financial Statements (Continued)****(All amounts in thousands, except for share and per share data)****22. Related party transactions (Continued)**

(b)

The Group had the following balances with related parties:

	As of	
	December 31,	September 30,
	2013	2014
	RMB	RMB
Due from Shanghai Icton Group		241,865
Due from Tencent Group		151,171
Loan receivable from Hangzhou Gubei		10,000
Total		403,036

	As of	
	December 31,	September 30,
	2013	2014
	RMB	RMB
Due to Tencent Group related to the Transaction (See Note 6)		276,733
Due to PICOOC for purchase of goods		5,110
Due to Hangzhou Gubei for purchase of goods		249
Total		282,092

**23. Employee benefit**

Full time employees of the Group in the PRC participate in a government mandated defined contribution plan, pursuant to which certain pension benefits, medical care, employee housing fund and other welfare benefits are provided to employees. Chinese labor regulations require that the PRC subsidiaries and VIEs and VIEs' subsidiaries of the Group make contributions to the government for these benefits based on certain percentages of the employees' salaries, up to a maximum amount specified by the local government. The Group has no legal obligation for the benefits beyond the contributions made. The total amounts for such employee benefits expenses, which were expensed as incurred, were approximately RMB451,030 and RMB590,127 for the nine months ended September 30, 2013 and 2014, respectively.

**24. Line of credit**

As of September 30, 2014, the Group had agreements with thirteen PRC commercial banks for unsecured revolving lines of credit and increased its revolving lines of credit to RMB 9.6 billion. There are no financial covenants under these lines of credit with which the Group must

## Edgar Filing: DILLARD ALEX - Form 4

comply as of September 30, 2014.

As of September 30, 2014, the Company had no outstanding borrowings and RMB3,392,124 outstanding for the issuance of bank acceptance and letter of guarantee, and RMB384,440 outstanding for the guarantee of supply chain financing under the lines of credit.

F-97

---

Table of Contents**JD.com, Inc.****Notes to the Unaudited Interim Condensed Consolidated Financial Statements (Continued)****(All amounts in thousands, except for share and per share data)****25. Commitments and contingencies***Operating lease commitments*

The Group leases office, fulfillment centers and bandwidth under non-cancelable operating lease arrangements. The rental and bandwidth leasing expenses were RMB436,804 and RMB734,157 for the nine months ended September 30, 2013 and 2014, respectively, and were changed to Unaudited Interim Condensed Consolidated Statements of Operations and Comprehensive Loss when incurred.

Future minimum lease payments under non-cancelable operating lease agreements with initial terms of one year or more consist of the following:

	<b>Office and fulfillment centers rental</b>	<b>Bandwidth leasing</b>	<b>Total</b>
Reminder of 2014	197,915	65,400	263,315
2015	515,357	132,282	647,639
2016	250,755	58,228	308,983
2017	153,899	52,884	206,783
2018	123,536	52,884	176,420
2019 and Thereafter	244,020	78,361	322,381
	1,485,482	440,039	1,925,521

*Capital commitments*

The Group's capital commitments primarily relate to commitments on construction of office building and warehouses. Total capital commitments contracted but not yet reflected in the unaudited interim condensed consolidated financial statements amounted to RMB871,870 as of September 30, 2014. All of these capital commitments will be fulfilled in the following years according to the construction progress.

*Legal proceedings*

From time to time, the Group is subject to legal proceedings and claims in the ordinary course of business. Third parties assert patent infringement claims against the Group from time to time in the form of letters, lawsuits and other forms of communication. In addition, from time to time, the Group receives notification from customers claiming that they are entitled to indemnification or other obligations from the Group related to infringement claims made against them by third parties. Litigation, even if the Group is ultimately successful, can be costly and divert management's attention away from the day-to-day operations of the Group.

The Group records a liability when it is both probable that a liability has been incurred and the amount of the loss can be reasonably estimated. The Group reviews the need for any such liability on a regular basis. The Group has not recorded any such liabilities as of December 31, 2013 and September 30, 2014.

Table of Contents

**COMBINED PLATFORM BUSINESS  
COMBINED FINANCIAL STATEMENTS  
FOR THE YEARS ENDED 31 DECEMBER 2011, 2012 AND 2013**

F-99

---



Table of Contents

**COMBINED PLATFORM BUSINESS  
COMBINED FINANCIAL STATEMENTS  
For the years ended 31 December 2011, 2012 and 2013**

<b>Contents</b>	<b>Page(s)</b>
<u>Independent auditor's report</u>	<u>F-101</u>
<u>Combined balance sheets</u>	<u>F-102</u>
<u>Combined statements of comprehensive loss</u>	<u>F-103</u>
<u>Combined statements of cash flows</u>	<u>F-104</u>
<u>Combined statements of changes in invested capital</u>	<u>F-105</u>
<u>Notes to the combined financial statements</u>	<u>F-106 ~ F-126</u>
	F-100

---

Table of Contents

**INDEPENDENT AUDITOR'S REPORT  
TO THE BOARD OF DIRECTORS OF TENCENT HOLDINGS LIMITED  
(incorporated in Cayman Islands with limited liability)**

**Report on the Combined Financial Statements**

We have audited the accompanying combined financial statements of the two e-Commerce open platform operations (the "Combined Platform Business") listed in Note 1, which comprise the combined statements of financial position as at 31 December, 2011, 2012 and 2013, and the related combined statements of comprehensive loss, changes in invested capital, and cash flows for the years then ended, and the related notes to the combined financial statements.

**Management's Responsibility for the Combined Financial Statements**

Management of the Combined Platform Business is responsible for the preparation and fair presentation of these combined financial statements in accordance with International Financial Reporting Standards ("IFRS") as issued by the International Accounting Standards Board ("IASB"); this includes the design, implementation, and maintenance of internal control relevant to the preparation and fair presentation of combined financial statements that are free from material misstatement, whether due to fraud or error.

**Auditors' Responsibility**

Our responsibility is to express an opinion on these combined financial statements based on our audits. We conducted our audits in accordance with auditing standards generally accepted in the United States of America. Those standards require that we plan and perform the audit to obtain reasonable assurance about whether the combined financial statements are free from material misstatement.

An audit involves performing procedures to obtain audit evidence about the amounts and disclosures in the combined financial statements. The procedures selected depend on the auditors' judgment, including the assessment of the risks of material misstatement of the combined financial statements, whether due to fraud or error. In making those risk assessments, the auditor considers internal control relevant to the Combined Platform Business' preparation and fair presentation of the combined financial statements in order to design audit procedures that are appropriate in the circumstances, but not for the purpose of expressing an opinion on the effectiveness of the Combined Platform Business' internal control.

Accordingly, we express no such opinion. An audit also includes evaluating the appropriateness of accounting policies used and the reasonableness of significant accounting estimates made by management, as well as evaluating the overall presentation of the combined financial statements.

We believe that the audit evidence we have obtained is sufficient and appropriate to provide a basis for our audit opinion.

**Opinion**

In our opinion, the combined financial statements referred to above present fairly, in all material respects, the financial position of the Combined Platform Business at 31 December 2011, 2012 and 2013, and the results of its operations and its cash flows for the years then ended in accordance with IFRS as issued by the IASB.


**/s/ PricewaterhouseCoopers  
Hong Kong, 19 March 2014**

F-101

---

Table of Contents**Combined Platform Business****COMBINED BALANCE SHEETS****As at 31 December 2011, 2012 and 2013****(All amounts in thousands of RMB, except for share and per share data)**

		As at 31 December		
	Note	2011	2012	2013
<b>ASSETS</b>				
<b>Current assets</b>				
Accounts receivable	5	228	3,507	1,027
Prepayments and other receivables	6	1,066	356	2,560
<b>Total current assets</b>		1,294	3,863	3,587
<b>Non-current assets</b>				
Property, plant and equipment	7	14,698	15,448	17,647
Intangible assets	8	77,540	64,750	54,729
<b>Total non-current assets</b>		92,238	80,198	72,376
<b>Total assets</b>		93,532	84,061	75,963
<b>LIABILITIES</b>				
<b>Current liabilities</b>				
Accounts payable	9	581	3,949	8,502
Accrued expenses and other current liabilities	10	19,705	31,692	44,199
Receipt in advance	11	5,230	9,383	11,170
<b>Total liabilities</b>		25,516	45,024	63,871
<b>EQUITY</b>				
<b>Invested capital</b>		68,016	39,037	12,092
<b>Total equity and liabilities</b>		93,532	84,061	75,963



The notes on pages F-105 to F-125 are an integral part of these combined financial statements.

F-102

---

Table of Contents**Combined Platform Business****COMBINED STATEMENTS OF COMPREHENSIVE LOSS****For the Years ended 31 December 2011, 2012 and 2013****(All amounts in thousands of RMB, except for share and per share data)**

		Year ended 31 December		
	Note	2011	2012	2013
<b>Net Revenues</b>				
Commission revenue		389	144,951	185,473
Online advertising and others		70,404	189,542	170,061
<b>Total net revenues</b>		<b>70,793</b>	<b>334,493</b>	<b>355,534</b>
<b>Operating expenses</b>				
Cost of revenues (including handling charges for online payment platform charged by an entity of Tencent Holdings: 2011: Nil, 2012: RMB29,348 and 2013: RMB27,187)		(61,275)	(111,566)	(135,032)
Marketing		(56,799)	(94,160)	(103,061)
Technology and contents		(45,415)	(66,277)	(68,103)
General and administrative (including corporate administrative and management fees charged by entities of Tencent Holdings: 2011: RMB47,029, 2012: RMB44,615 and RMB57,143)		(59,757)	(72,503)	(98,224)
<b>Total operating expenses</b>	12	<b>(223,246)</b>	<b>(344,506)</b>	<b>(404,420)</b>
<b>Loss before income tax</b>		<b>(152,453)</b>	<b>(10,013)</b>	<b>(48,886)</b>
<b>Income tax expense</b>	14			
<b>Net loss and total comprehensive loss</b>		<b>(152,453)</b>	<b>(10,013)</b>	<b>(48,886)</b>
<b>Attributable to:</b>				
Owner of the Combined Platform Business		(152,453)	(10,013)	(48,886)

Edgar Filing: DILLARD ALEX - Form 4

The notes on pages F-105 to F-125 are an integral part of these combined financial statements.

F-103

---

Table of Contents**Combined Platform Business****COMBINED STATEMENTS OF CASH FLOWS****For the Years ended 31 December 2011, 2012 and 2013****(All amounts in thousands of RMB, except for share and per share data)**

	<b>Year ended 31 December</b>		
	<b>2011</b>	<b>2012</b>	<b>2013</b>
<b>Cash flows from operating activities:</b>			
Net loss	(152,453)	(10,013)	(48,886)
Adjustments to reconcile net loss to net cash (used in)/generated from operating activities			
Depreciation and amortization	21,470	30,204	31,195
Loss on retirement of property, plant and equipment	1,461	2,741	571
Changes in operating assets and liabilities:			
Accounts receivable	(228)	(3,279)	2,480
Prepayments and other receivables	(805)	710	(2,204)
Accounts payable	408	3,368	4,553
Accrued expenses and other current liabilities	10,623	16,140	14,294
<b>Net cash (used in)/generated from operating activities</b>	<b>(119,524)</b>	<b>39,871</b>	<b>2,003</b>
<b>Cash flows from investing activities:</b>			
Purchase of property, plant and equipment	(16,455)	(20,905)	(21,020)
Purchase of intangible assets	(3,911)		(2,924)
<b>Net cash flow used in investing activities</b>	<b>(20,366)</b>	<b>(20,905)</b>	<b>(23,944)</b>
<b>Cash flows from financing activities:</b>			
Deemed contributions from/(return of contributions to) owner of the Combined Platform Business	139,890	(18,966)	21,941
<b>Net cash generated from/(used in) financing activities</b>	<b>139,890</b>	<b>(18,966)</b>	<b>21,941</b>
<b>Net change in cash and cash equivalents</b>			
Cash and cash equivalents at beginning of the year			
<b>Cash and cash equivalents at end of the year</b>			

Edgar Filing: DILLARD ALEX - Form 4

The notes on pages F-105 to F-125 are an integral part of these combined financial statements.

F-104

---



[Table of Contents](#)**Combined Platform Business****COMBINED STATEMENTS OF CHANGES IN INVESTED CAPITAL****For the Years ended 31 December 2011, 2012 and 2013****(All amounts in thousands of RMB, except for share and per share data)**

	<b>Invested capital</b>
<b>Balance at 1 January 2011</b>	80,579
Loss and total comprehensive loss for the year	(152,453)
Contributions from owner of the Combined Platform Business	139,890
<b>Balance at 31 December 2011 and 1 January 2012</b>	68,016
Loss and total comprehensive loss for the year	(10,013)
Return of contributions to owner of the Combined Platform Business	(18,966)
<b>Balance at 31 December 2012 and 1 January 2013</b>	39,037
Loss and total comprehensive loss for the year	(48,886)
Contributions from owner of the Combined Platform Business	21,941
<b>Balance at 31 December 2013</b>	12,092

The notes on pages F-105 to F-125 are an integral part of these combined financial statements.

F-105

---

Table of Contents

**Combined Platform Business**

**Notes to the Combined Financial Statements**

**For the Years Ended 31 December 2011, 2012 and 2013**

**(All amounts in thousands of RMB, except for share and per share data)**

**1 General information**

Tencent Holdings Limited ("Tencent Holdings") was incorporated in the Cayman Islands with limited liability. The address of its registered office is Cricket Square, Hutchins Drive, P.O. Box 2681, Grand Cayman KY1-1111, Cayman Islands. The shares of Tencent Holdings have been listed on the Main Board of The Stock Exchange of Hong Kong Limited ("Stock Exchange") since 16 June 2004. Tencent Holdings and its subsidiaries ("Tencent Group") are principally engaged in the provision of Internet value-added services, mobile and telecommunications value-added services, online advertising services and e-Commerce transactions to users.

In 2006 and 2011, Tencent Group set up two e-Commerce platforms, www.paipai.com website ("Paipai") and www.wanggou.com website ("Wanggou"), as unincorporated operating units of the Tencent Group for engaging in physical goods e-Commerce business (collectively defined as "Combined Platform Business"). The Combined Platform Business offers online marketplace that enable third-party sellers ("Third-party sellers") to sell their products to online buyers ("Buyers") on Paipai and Wanggou. Paipai offers its marketplace to individual sellers, which is regarded as a customer-to-customer ("C2C") sector, whereas Wanggou offers its marketplace to corporate sellers which is regarded as a business-to-customer ("B2C") sector. The Combined Platform Business forms part of the e-Commerce transactions service segment of Tencent Holdings.

Pursuant to a Share Subscription Agreement entered into between JD.com, Inc. ("JD") and Tencent Holdings dated 10 March 2014 (the "SSA"), Tencent Holdings agreed to transfer the Combined Platform Business which includes employees, business contracts for online outlets and advertising agreements, intellectual properties, licenses and permits in connection with the operation of the Combined Platform Business to JD or its affiliates as part of the consideration for JD to allot and issue 351,678,637 Ordinary Shares of JD to Tencent Holdings (the "Transaction").

**2 Summary of significant accounting policies**

The principal accounting policies applied in the preparation of the combined financial statements are set out below. These policies have been consistently applied to all the years presented, unless otherwise stated.

**2.1 Basis of preparation**

The combined financial statements comprise financial statements of Paipai and Wanggou. Throughout the period presented in the combined financial statements, the Combined Platform Business did not exist as a separate, legally constituted group. The combined financial statements have therefore been derived from the consolidated financial statements of Tencent Holdings and its subsidiaries in accordance with International Financial Reporting Standards ("IFRS") as issued by the International Accounting Standards Board ("IASB") to represent the financial position and performance of the Combined Platform Business on a standalone basis throughout the period. The directors of Tencent Holdings determined that this presentation represents the Combined Platform Business most appropriately based on several factors, including (1) the scope of the Combined Platform Business is clearly defined within the above agreement; (2) business nature of Paipai and Wanggou forming the Combined Platform Business are similar, they have been under common control and

Table of Contents

**Combined Platform Business**

**Notes to the Combined Financial Statements (Continued)**

**For the Years Ended 31 December 2011, 2012 and 2013**

**(All amounts in thousands of RMB, except for share and per share data)**

**2 Summary of significant accounting policies (Continued)**

managed by a standalone management team throughout the period covered by the financial statements; and (3) the approach is consistent with custom and practice in relation to broadly equivalent transactions within the United States market.

The combined financial statements comprise an aggregation of the earnings, financial position and cash flows of the Combined Platform Business after making such adjustments as were considered appropriate and reasonable in relation to the items set out below.

- (a) Any funding received from/paid to Tencent Holdings and its group entities/operations other than the Combined Platform Business ("Tencent Group Entities") in the period covered by these combined financial statements are treated as deemed capital contributions or return of contributions within invested capital.
- (b) Accounts receivables and other current assets, and accounts payable and other current liabilities received or settled by Tencent Group Entities are also treated as deemed capital contributions or return of contributions within invested capital.
- (c) Revenues and operating expenses generated or incurred solely by the Combined Platform Business are carved out directly from the consolidated financial statements of Tencent Holdings and its subsidiaries.
- (d) Certain common operating and administrative expenses incurred by the Combined Platform Business in conjunction with other e-Commerce business operations operated by Tencent Holdings, including financial, human resources, office administration and other support functions are reallocated to the combined financial statements primarily based on percentage of employees, which management believes represent a reasonable allocation methodology. Details of these expenses are disclosed in Note 17.
- (e) All intercompany transactions, mainly referring to handling charges for online payment platform and corporate administrative and management fee, enacted between the Combined Platform Business with Tencent Group Entities have been eliminated in the consolidated financial statements of Tencent Holdings and its subsidiaries but reinstated for the purpose of these combined financial statements, and disclosed as related party transactions as disclosed in Note 17.

The combined financial statements may not necessarily be indicative of the Combined Platform Business' financial position, results of operating activities or cash flows had it operated as a separate entity throughout the period presented or for future periods.

The invested capital balance within the combined financial statements represents the deficit or excess of total assets over total liabilities. The movements in invested capital throughout the period are analysed within the combined statements of changes in invested capital. Given the nature of the combined financial statements, it is not possible to establish a separate balance for the retained earnings/accumulated deficits within the invested capital balance at 1 January 2011 and so no such split is provided.

Table of Contents**Combined Platform Business****Notes to the Combined Financial Statements (Continued)****For the Years Ended 31 December 2011, 2012 and 2013****(All amounts in thousands of RMB, except for share and per share data)****2 Summary of significant accounting policies (Continued)**

The combined financial statements have been prepared in accordance with IFRS and under the historical cost convention.

New standards, amendments and interpretation to the existing standards that are effective during the years presented have been adopted by the Combined Platform Business consistently throughout the years presented unless prohibited by the relevant standard to apply retrospectively.

The following are new standards, amendments and interpretations to standards published by IASB but are not effective and have not been early adopted by the Combined Platform Business.

IFRSs (amendment)	Improvements to IFRSs 2010-2012 cycle <sup>(2)</sup>
IFRSs (amendment)	Improvements to IFRSs 2011-2013 cycle <sup>(2)</sup>
IFRS 7 (amendment)	Mandatory effective date of IFRS 9 and transition disclosures <sup>(3)</sup>
IFRS 9	Financial instruments <sup>(3)</sup>
Additions to IFRS 9	Financial instruments financial liabilities <sup>(3)</sup>
IFRS 10, IFRS 12 and IAS 27 (2011) (amendment)	Investment entities <sup>(1)</sup>
IAS 19 (amendment)	Defined benefit plans: employee contribution <sup>(2)</sup>
IAS 32 (amendment)	Financial instruments: presentation offsetting financial assets and financial liabilities <sup>(1)</sup>
IAS 36 (amendment)	Recoverable amount disclosures for non-financial assets <sup>(1)</sup>
IAS 39 (amendment)	Novation of derivatives and continuation of hedge accounting <sup>(1)</sup>
IFRIC Int 21	Levies <sup>(1)</sup>

(1) Effective for the Combined Platform Business for annual period beginning on 1 January 2014.

(2) Effective for the Combined Platform Business for annual period beginning on 1 January 2015.

(3) Effective date to be determined.

The Combined Platform Business is in the process of making an assessment on the impact of these standards, amendments and interpretations on the combined financial statements of the Combined Platform Business in the initial application. The adoption of the above is not expected to have a material effect on the Combined Platform Business' operating results or financial position.

These combined financial statements of the Combined Platform Business for the years ended 31 December 2011, 2012 and 2013 are presented in Renminbi ("RMB"), unless otherwise stated. These combined financial statements have been approved for issue by the Board of Directors of Tencent Holdings on 19 March 2014.

**2.2 Going concern**

As at 31 December 2013, the Combined Platform Business reported net current liabilities of approximately RMB60,284. As stated in the SSA, Tencent Holdings will settle all liabilities except for



Table of Contents

**Combined Platform Business**

**Notes to the Combined Financial Statements (Continued)**

**For the Years Ended 31 December 2011, 2012 and 2013**

**(All amounts in thousands of RMB, except for share and per share data)**

**2 Summary of significant accounting policies (Continued)**

the receipt in advance of the Combined Platform Business upon closing of the Transaction. In addition, Tencent Holdings also undertake to pay the cash, equivalent to the balance of receipt in advance, to JD or its affiliates. Consequently, the directors of Tencent Holdings believe that the Combined Platform Business will continue as a going concern and have prepared the combined financial statements on a going concern basis.

**2.3 Estimates**

The preparation of combined financial statements in conformity with IFRS requires the use of certain critical accounting estimates. It also requires management to exercise its judgment in the process of applying the group's accounting policies. The areas involving a higher degree of judgment or complexity, or areas where assumptions and estimates are significant to the combined financial statements are disclosed in Note 4.

Estimates and underlying assumptions are reviewed on an ongoing basis. Revisions to accounting estimates are recognized in the period in which the estimates are revised and in any future periods affected.

None of the changes in estimates has a material effect on the Combined Platform Business' combined financial statements as at and for the years ended 31 December 2011, 2012 and 2013.

**2.4 Foreign currency translation**

- (a) Functional and presentation currency

Items included in the combined financial statements of the Combined Platform Business are measured using the currency of the primary economic environment in which the Combined Platform Business operates ("functional currency"). The combined financial statements are presented in RMB, which is the Combined Platform Business' functional and presentation currency.

- (b) Transactions and balances

Foreign currency transactions are translated into the functional currency using the exchange rates prevailing at the dates of the transactions. Foreign exchange gains and losses resulting from the settlement of such transactions and from the translation at year-end exchange rates of monetary assets and liabilities denominated in foreign currencies are recognized in the combined statements of comprehensive loss.

**2.5 Property, plant and equipment**

Property, plant and equipment comprise mainly of servers and electronic and other equipment. Property, plant and equipment are stated at historical cost less accumulated depreciation and accumulated impairment charge. Historical cost includes expenditure that is directly attributable to the acquisition of the items.

Table of Contents**Combined Platform Business****Notes to the Combined Financial Statements (Continued)****For the Years Ended 31 December 2011, 2012 and 2013****(All amounts in thousands of RMB, except for share and per share data)****2 Summary of significant accounting policies (Continued)**

Subsequent costs are included in the asset's carrying amount or recognized as a separate asset, as appropriate, only when it is probable that future economic benefits associated with the item will flow to the Combined Platform Business and the cost of the item can be measured reliably. The carrying amount of the replaced part is derecognized. All other repairs and maintenance are charged to the combined statements of comprehensive income during the financial period in which they are incurred.

Depreciation is calculated on the straight-line method to allocate their costs to their residual values over their estimated useful lives, as follows:

Servers	3 - 5 years
Electronic and other equipment	3 - 5 years

The assets' residual values and useful lives are reviewed, and adjusted if appropriate, at each reporting period.

An asset's carrying amount is written down immediately to its recoverable amount if the asset's carrying amount is greater than its estimated recoverable amount.

Gains and losses on disposals and write-offs are determined by comparing the proceeds with the carrying amount and are recognized within general and administrative expense in the combined statements of comprehensive income.

**2.6 Intangible assets****(a) Domain names**

Domain names purchased from related or third parties are initially recorded at cost and amortized on a straight-line basis over the estimated economic useful lives of five years.

**(b) Trademarks and licences**

Separately acquired trademarks and licences are shown at historical cost. Trademarks and licences have a finite useful life and are carried at cost less accumulated amortization. Amortization is calculated using the straight-line method to allocate the costs of trademarks and licences over their estimated useful lives of five years.

**(c) Research and development**

Research expenditure is recognized as an expense as incurred within "technology and content".

Costs incurred on development projects (relating to the design and testing of new or improved products, or internally developed software) are capitalized as intangible assets when recognition criteria are fulfilled and tests for impairment are performed annually. Other development expenditures that do not meet those criteria are recognized as expenses as incurred within "technology and contents". Development costs previously recognized as expenses are not recognized as assets in subsequent periods. Capitalized development costs are amortized from the point at which the assets are ready for use on a straight-line basis over their estimated useful lives, not exceeding five years.





Table of Contents

**Combined Platform Business**

**Notes to the Combined Financial Statements (Continued)**

**For the Years Ended 31 December 2011, 2012 and 2013**

**(All amounts in thousands of RMB, except for share and per share data)**

**2 Summary of significant accounting policies (Continued)**

During the years, the Combined Platform Business did not capitalize any development costs.

**2.7 Impairment of non-financial assets**

Assets that have an indefinite useful life for example, goodwill or intangible assets not ready to use are not subject to amortization and are tested annually for impairment. Assets that are subject to amortization or depreciation are reviewed for impairment whenever events or changes in circumstances indicate that the carrying amount may not be recoverable. An impairment loss is recognized for the amount by which the asset's carrying amount exceeds its recoverable amount. The recoverable amount is the higher of an asset's fair value less costs to sell and value in use. For the purposes of assessing impairment, assets are grouped at the lowest levels for which there are separately identifiable cash flows (cash-generating units). Non-financial assets other than goodwill that suffered impairment are reviewed for possible reversal of the impairment at each reporting date.

**2.8 Accounts receivable**

Accounts receivable are amounts due from customers for services performed in the ordinary course of business. If collection of accounts receivable is expected in one year or less (or in the normal operating cycle of the business if longer), they are classified as current assets. Accounts receivable are recognized initially at fair value and subsequently measured at amortized cost using the effective interest method, less allowance for impairment.

**2.9 Other receivables**

Other receivables are recognized initially at fair value and subsequently measured at amortized cost using the effective interest method, less provision for impairment, if any.

**2.10 Other current liabilities**

Other payables and accruals are recognized initially at fair value and subsequently measured at amortized cost using the effective interest method.

**2.11 Employee benefits**

(a) Employee leave entitlements

Employee entitlements to annual leave are recognized when they are accrued to employees. A provision is made for the estimated liability for annual leave as a result of services rendered by employees up to the end of the reporting period. Employee entitlements to sick and maternity leave are not recognized until the time of leave.

(b) Pension obligations

The Combined Platform Business contributes on a monthly basis to various defined contribution plans organized by the relevant governmental authorities or trustees. The Combined Platform Business' liability in respect of these plans is limited to the contributions



Table of Contents

**Combined Platform Business**

**Notes to the Combined Financial Statements (Continued)**

**For the Years Ended 31 December 2011, 2012 and 2013**

**(All amounts in thousands of RMB, except for share and per share data)**

**2 Summary of significant accounting policies (Continued)**

payable in each period. Contributions to these plans are expensed as incurred. Assets of the plans are held and managed by government authorities or trustees and are separate from those of the Combined Platform Business.

(c)

Share-based compensation benefits

Tencent Holdings operates a number of share-based compensation plans (including share option schemes and share award schemes), under which Tencent Group, including the Combined Platform Business, receives services from employees as consideration for equity instruments (including share options and awarded shares) of Tencent Holdings. The fair value of the employee services received by the Combined Platform Business in exchange for the grant of equity instruments of Tencent Holdings is recognized as an expense over the vesting period, which is the period over which all of the specified vesting conditions are to be satisfied, and credited to invested equity as part of the contributions from Tencent Holdings into the Combined Platform Business.

For the grant of share options, the total amount to be expensed is determined by reference to the fair value of the options granted by using an option-pricing model Black-Scholes valuation model (the "BS Model"), which includes the impact of market performance conditions (such as Tencent Holding's share price) but excludes the impact of service condition and non-market performance conditions. For the grant of award shares, the total amount to be expensed is determined by reference to the market price of Tencent Holdings' shares at the grant date.

Non-market performance and services conditions are included in assumptions about the number of options that are expected to become vested.

**2.12 Provisions**

Provisions are recognized when the Combined Platform Business has a present legal or constructive obligation as a result of past events; it is more likely than not that an outflow of resources will be required to settle the obligation; and the amount has been reliably estimated. Provisions are not recognized for future operating losses.

Where there are a number of similar obligations, the likelihood that an outflow will be required in settlement is determined by considering the class of obligations as a whole. A provision is recognized even if the likelihood of an outflow with respect to any one item included in the same class of obligations may be small.

Provisions are measured at the present value of the expenditures expected to be required to settle the obligation using a pre-tax rate that reflects current market assessments of the time value of money and the risks specific to the obligation. The increase in the provision due to passage of time is recognized as interest expense.

Table of Contents

**Combined Platform Business**

**Notes to the Combined Financial Statements (Continued)**

**For the Years Ended 31 December 2011, 2012 and 2013**

**(All amounts in thousands of RMB, except for share and per share data)**

**2 Summary of significant accounting policies (Continued)**

**2.13 Revenue recognition**

The Combined Platform Business offers online marketplace that enable Third-party sellers to sell their products to Buyers on Paipai and Wanggou and also provides advertising placements for a specified period of time on its websites and in various formats, including but not limited to banners, links, logos, buttons, and content integration.

Revenue is measured at the fair value of the consideration received or receivable, and represents amounts receivable for services rendered, stated net of discounts and value added taxes. The Combined Platform Business recognizes revenue when the amount of revenue can be reliably measured; when it is probable that future economic benefits will flow to the Combined Platform Business; and when specific criteria have been met for each of the Combined Platform Business' activities, as described below.

(a) Commission income

The revenues of services and others primarily consist of fees charged to the Third-party sellers for participating in the Combined Platform Business' online marketplace, where the Combined Platform Business generally is not the primary obligor, does not bear the inventory risk, does not have the ability to establish the price and control the related shipping services when utilized by the online marketplaces' Third-party sellers. Upon successful sales on Paipai and Wanggou, the Combined Platform Business will charge the Third-party sellers a negotiated amount or a fixed rate commission fee based on the sales amount. Commission fee revenues are recognized on a net basis at the point of delivery of products, assuming all other revenue criteria have been met. An annual fixed fee is also charged to the Third-party sellers for their participation in the online marketplaces and is recognized as revenue on a time proportion basis.

(b) Online advertising

The Combined Platform Business recognizes revenues over the period during which the advertising services were provided. Advertising arrangements involving multiple deliverables are allocated into separate units of accounting based on their estimated fair values of the consideration received or receivable, and the related revenue is recognized over the period during which the element is provided. Significant assumptions and estimates have been made in estimating the fair value of consideration of each unit of accounting, and changes in judgments on these assumptions and estimates could materially impact the timing of advertising revenue recognition. The Combined Platform Business did not enter into material advertising-for-advertising barter transactions, or any other types of barter transactions.

**2.14 Promotion and marketing programs**

The Combined Platform Business provides discount coupons for free to potential Buyers of the online marketplaces to incentivise purchases as part of their promotion and marketing programs.

Table of Contents

**Combined Platform Business**

**Notes to the Combined Financial Statements (Continued)**

**For the Years Ended 31 December 2011, 2012 and 2013**

**(All amounts in thousands of RMB, except for share and per share data)**

**2 Summary of significant accounting policies (Continued)**

The discount coupons require the Buyers to make future purchases of merchandises offered on the marketplace of the Combined Platform Business at a minimum value in order to enjoy the value indicated by the coupons. The Combined Platform Business is required to compensate the Third party sellers of the merchandises upon redemption of these discount coupons by the Buyers.

Due to fact that the Combined Platform Business is acting as an agent in the operations of the marketplace and the discount coupons are expected to benefit the whole marketplace, the compensation that is paid or payable to the Third party sellers is recognized as a marketing and promotional expense of the Combined Platform Business.

**2.15 Cost of revenues**

Cost of revenues consists primarily of the costs associated with the broadband and server charges that are directly related to operating the marketplace as well as storage and telecommunications infrastructure for internal use that supports the Combined Platform Business. These costs are expensed as incurred

**2.16 Marketing**

Marketing expenses consist primarily of advertising costs and related expenses for personnel engaged in marketing and business development activities, including the costs of discount coupons (mentioned in 2.14). Advertising costs, which consist primarily of online advertising, offline television, movie and outdoor advertising, are expensed as incurred.

**2.17 Technology and content**

Technology and content expenses consist primarily of technology infrastructure expenses and payroll and related expenses for employees involved in platform development, product category expansion, editorial content, and systems support.

**2.18 General and administrative**

General and administrative expenses consist of payroll and related expenses for employees involved in general corporate functions, including accounting, finance, tax, legal and human relations, and costs such as depreciation expenses, rental and other general corporate related expenses for the use of facilities and equipments.

**2.19 Income tax**

Income tax charges have been determined based on the separate tax return method in these combined financial statements.

Current income tax is calculated on the basis of the tax laws enacted or substantively enacted at the end of the reporting period in the countries where the Combined Platform Business operate and generate taxable income. Management periodically evaluates positions taken in tax returns with respect to situations in which applicable tax regulation is subject to interpretation. It establishes provisions where appropriate on the basis of amounts expected to be paid to the tax authorities.

Table of Contents

**Combined Platform Business**

**Notes to the Combined Financial Statements (Continued)**

**For the Years Ended 31 December 2011, 2012 and 2013**

**(All amounts in thousands of RMB, except for share and per share data)**

**2 Summary of significant accounting policies (Continued)**

Deferred income tax is recognized, using the liability method, on temporary differences arising between the tax bases of assets and liabilities and their carrying amounts in the combined financial statements. However, the deferred income tax is not accounted for if it arises from initial recognition of goodwill or the initial recognition of an asset or liability in a transaction other than a business combination that at the time of the transaction neither accounting nor taxable profit or loss is affected. Deferred income tax is determined using tax rates (and laws) that have been enacted or substantively enacted by the end of the reporting period and are expected to apply when the related deferred income tax asset is realized or the deferred income tax liability is settled.

Deferred income tax assets are recognized only to the extent that it is probable that future taxable profit will be available against which the temporary differences can be utilized.

Deferred income tax assets and liabilities are offset when there is a legally enforceable right to offset current tax assets against current tax liabilities and when the deferred income tax assets and liabilities relate to income taxes levied by the same taxation authority on either the taxable entity or different taxable entities where there is an intention to settle the balances on a net basis.

**3 Financial risk management**

**3.1 Financial risk factors**

The Combined Platform Business' activities expose it to credit risk and liquidity risk. The Combined Platform Business' aim is therefore to achieve an appropriate balance between risk and return and minimize the potential adverse effects on the Combined Platform Business' financial performance.

Management considers that the Combined Platform Business is not exposed to any significant foreign exchange risk because it mainly operates in the PRC with most of the transactions settled in RMB.

**3.1.1 Credit risk**

The Combined Platform Business is exposed to credit risk in relation to its accounts receivable and other receivables. The carrying amount of these financial assets represents the maximum exposure to credit risk in relation to the corresponding financial assets of the Combined Platform Business.

Buyers are required to pay in advance for their orders placed on Wanggou through an online payment platform operated by Tencent Holdings. Commission fees from majority of the Third-party sellers are calculated based on the order amount that will be settled by the end of each month. Paipai generally does not offer credit to its customers. As a result, the Combined Platform Business does not have significant accounts receivable.

As at 31 December 2011, 2012 and 2013, accounts receivable represents commission fees from a limited number of Third-party sellers of which balances are not settled through the online payment platform. These receivables are typically unsecured and the credit quality of each Third-party seller is assessed, which takes into account its financial position, past collection experience and other factors. Such business arrangement no longer existed as at 31 December 2013.

Table of Contents

**Combined Platform Business**

**Notes to the Combined Financial Statements (Continued)**

**For the Years Ended 31 December 2011, 2012 and 2013**

**(All amounts in thousands of RMB, except for share and per share data)**

**3 Financial risk management (Continued)**

**3.1.2 Liquidity risk**

There is no independent treasury function of the Combined Platform Business as it is managed centrally by Tencent Group.

As at 31 December 2011, 2012 and 2013, all of the financial liabilities of the Combined Platform Business have contractual maturity date within one year. As stated in the SSA, all financial liabilities of the Combined Platform Business will be settled by Tencent Holdings upon closing of the Transaction.

**3.2 Capital risk management**

The Combined Platform Business' objectives when managing capital (including funding from Tencent Holdings and related parties) are to safeguard the Combined Platform Business' ability to continue as a going concern in order to provide returns for Tencent Holdings and benefits for other stakeholders and to maintain an optimal capital structure to enhance equity value in the long term.

**3.3 Fair value estimation**

The Combined Platform Business adopts the amendment to IFRS 7 for financial instruments that are measured in the combined balance sheets at fair value, which requires disclosure of fair value measurements by level of the following fair value measurement hierarchy:

Quoted prices (unadjusted) in active markets for identical assets or liabilities (level 1).

Inputs other than quoted prices included within level 1 that are observable for the asset or liability, either directly (that is, as prices) or indirectly (that is, derived from prices) (level 2).

Inputs for the asset or liability that are not based on observable market data (that is, unobservable inputs) (level 3).

As at 31 December 2011, 2012 and 2013, the Combined Platform Business did not have any significant financial assets or financial liabilities in the balance sheet which is measured at fair value.

The carrying amounts of the Combined Platform Business' financial assets, including accounts receivable and other receivables; and the Combined Platform Business' financial liabilities, including accounts payable, accrued expenses and other payables approximate their fair values due to their short maturities.

The nominal values less any estimated credit adjustments for financial assets and liabilities with a maturity of less than one year are assumed to approximate their fair values. The fair value of financial liabilities for disclosure purposes is estimated by discounting the future contractual cash flows at the current market interest rate that is available to the Combined Platform Business for similar financial instruments.

**4 Critical accounting estimates and judgments**

Estimates and judgments are continually evaluated and are based on historical experience and other factors, including expectations of future events that are believed to be reasonable under the circumstances.





Table of Contents

**Combined Platform Business**

**Notes to the Combined Financial Statements (Continued)**

**For the Years Ended 31 December 2011, 2012 and 2013**

**(All amounts in thousands of RMB, except for share and per share data)**

**4 Critical accounting estimates and judgments (Continued)**

Management of the Combined Platform Business makes estimates and assumptions concerning the future. The resulting accounting estimates will, by definition, seldom equal the related actual results. The estimates and assumptions that have significant risk of causing a material adjustment to the carrying amounts of assets and liabilities within the next financial year are addressed below:

- a) Useful lives of property, plant and equipment and intangible assets

Management of the Combined Platform Business determines the estimated useful lives, and related depreciation and amortization expense for its property, plant and equipment and intangible assets, respectively. This estimate is based on the historical experience of the actual useful lives of property, plant and equipment and intangible assets of similar nature and functions. Management of the Combined Platform Business will increase the depreciation and amortization expense where useful lives are less than previously estimated lives, and will write-off or write-down technically obsolete or nonstrategic assets that have been abandoned or sold. Actual economic lives may differ from estimated useful lives. Periodic review could result in a change in depreciable lives and therefore depreciation and amortization expense in future periods.

- b) Accounts and other receivables

Management of the Combined Platform Business determines the provision for impairment of accounts and other receivables based on an assessment of the recoverability of the receivables. The assessment is based on the credit history of its customers, other debtors and the current market condition and requires the use of judgments and estimates. Management of the Combined Platform Business reassesses the provision at the end of each reporting period.

- c) Revenue recognition

Advertising revenues are derived principally from arrangements where the customers pay to place their advertisements on the Combined Platform Business' platforms in different formats over a particular period of time. Such formats generally include but not limited to banners, links, logos and buttons. Advertisements on the Combined Platform Business' platforms are generally charged on the basis of duration, and advertising contracts are signed to establish the fixed price and the advertising services to be provided.

Where the Combined Platform Business' customers purchase multiple advertising spaces with different display periods in the same contract, the Combined Platform Business allocates the total consideration to the various advertising elements based on their relative fair values and recognizes revenue for the different elements over their respective display periods. The Combined Platform Business determines the fair values of different advertising elements based on the prices charged when these elements were sold on a standalone basis. The Combined Platform Business recognizes revenue on the elements delivered and defers the recognition of revenue for the fair value of the undelivered elements until the remaining obligations have been satisfied. Where all of the elements within an arrangement are delivered uniformly over the agreement period, the revenue is recognized on a straight line basis over the contract period.

Table of Contents**Combined Platform Business****Notes to the Combined Financial Statements (Continued)****For the Years Ended 31 December 2011, 2012 and 2013****(All amounts in thousands of RMB, except for share and per share data)****4 Critical accounting estimates and judgments (Continued)**

d)

## Share-based compensation expenses

As mentioned in Note 2.11(c), Tencent Holdings has granted share options to the employees of the Combined Platform Business. Management of Tencent Holdings has used the BS Model to determine the total fair value of the options granted, which is to be expensed and charged to the Combined Platform Business over the vesting period. Significant judgment on parameters, such as risk free rate, dividend yield and expected volatility, is required to be made by the management of Tencent Holdings in applying the BS Model (Note 15). In addition, Tencent Holdings also granted shares to the employees of the Combined Platform Business under its share award schemes at fair value.

Tencent Group estimates the expected yearly percentage of grantees of share options/awarded shares who will stay within Tencent Group at the end of the vesting periods ("Expected Retention Rate of Grantees") in order to determine the amount of share-based compensation expenses charged into its income statement and allocated to the Combined Platform Business. As at 31 December 2011, 2012 and 2013, the Expected Retention Rate of Grantees was assessed to be 91 percent.

e)

## Deferred income tax

Deferred income tax assets relating to certain temporary differences and tax losses are recognized when the management considers it is probable that future taxable profits will be available against which the temporary differences or tax losses can be utilized. When the expectation is different from the original estimate, such differences will impact the recognition of deferred income tax assets and taxation charges in the period in which such estimate is changed. Management assessed that the realization of losses against future taxable profit is not probable. Furthermore, the Combined Platform Business does not constitute a tax entity in the PRC, any tax losses incurred by the Combined Platform Business will not be available against future taxable income. As a result, no deferred income tax assets had been recognized as at 31 December 2011, 2012 and 2013.


**5 Accounts receivable**

As at 31 December 2011, 2012 and 2013, insignificant amounts of accounts receivable were past due but not impaired after management of the Combined Platform Business had performed assessment on their credit quality with reference to historical counterparty default rates.

As at 31 December 2011, 2012 and 2013, accounts receivable were denominated in RMB and the carrying amounts approximate their fair values.

**6 Prepayments and other receivables**

	2011	2012	2013
Other receivables	926	88	307
Prepayments	140	268	2,253
<b>Total prepayments and other receivables</b>	<b>1,066</b>	<b>356</b>	<b>2,560</b>



Other receivables were mainly denominated in RMB and the carrying amounts approximate their fair values as at 31 December 2011, 2012 and 2013.

Other receivables were neither past due nor impaired.

F-118

---

Table of Contents**Combined Platform Business****Notes to the Combined Financial Statements (Continued)****For the Years Ended 31 December 2011, 2012 and 2013****(All amounts in thousands of RMB, except for share and per share data)****7 Property, plant and equipment**

	Servers	Electronic and other equipment	Total
<b>At 1 January 2011</b>			
Cost	22,046	1,719	23,765
Accumulated depreciation	(13,602)	(1,398)	(15,000)
Net book amount	8,444	321	8,765
<b>Year ended 31 December 2011</b>			
Opening net book amount	8,444	321	8,765
Additions	15,652	803	16,455
Write-offs upon retirement	(1,163)	(298)	(1,461)
Depreciation	(8,605)	(456)	(9,061)
Closing net book amount	14,328	370	14,698
<b>At 31 December 2011 and 1 January 2012</b>			
Cost	36,535	2,224	38,759
Accumulated depreciation	(22,207)	(1,854)	(24,061)
Net book amount	14,328	370	14,698
<b>Year ended 31 December 2012</b>			
Opening net book amount	14,328	370	14,698
Additions	20,706	199	20,905
Write-offs upon retirement	(2,741)	-	(2,741)
Depreciation	(17,340)	(74)	(17,414)
Closing net book amount	14,953	495	15,448

**At 31 December 2012 and 1 January 2013**

Cost	54,500	2,423	56,923
Accumulated depreciation	(39,547)	(1,928)	(41,475)
Net book amount	14,953	495	15,448

**Year ended 31 December 2013**

Opening net book amount	14,953	495	15,448
Additions	18,954	2,066	21,020
Write-offs upon retirement	(221)	(350)	(571)
Depreciation	(16,853)	(1,397)	(18,250)
Closing net book amount	16,833	814	17,647

**At 31 December 2013**

Cost	73,233	4,139	77,372
Accumulated depreciation	(56,400)	(3,325)	(59,725)
Net book amount	16,833	814	17,647

During the years ended 31 December 2011, 2012 and 2013, depreciation has been charged to the combined statements of comprehensive loss as follows:

	2011	2012	2013
Cost of revenues	8,605	17,340	16,853
General and administrative expenses	456	74	1,397
	9,061	17,414	18,250

Table of Contents**Combined Platform Business****Notes to the Combined Financial Statements (Continued)****For the Years Ended 31 December 2011, 2012 and 2013****(All amounts in thousands of RMB, except for share and per share data)****8 Intangible assets**

	Software	Domain	Trademark	Total
<b>At 1 January 2011</b>				
Cost	120,000	39		120,039
Accumulated amortization	(34,000)	(1)		(34,001)
Net book amount	86,000	38		86,038
<b>Year ended 31 December 2011</b>				
Opening net book amount	86,000	38		86,038
Additions		3,906	5	3,911
Amortization	(12,000)	(408)	(1)	(12,409)
Closing net book amount	74,000	3,536	4	77,540
<b>At 31 December 2011 and 1 January 2012</b>				
Cost	120,000	3,945	5	123,950
Accumulated amortization	(46,000)	(409)	(1)	(46,410)
Net book amount	74,000	3,536	4	77,540
<b>Year ended 31 December 2012</b>				
Opening net book amount	74,000	3,536	4	77,540
Amortization	(12,000)	(789)	(1)	(12,790)
Closing net book amount	62,000	2,747	3	64,750

Edgar Filing: DILLARD ALEX - Form 4

<b>At 31 December 2012 and 1 January 2013</b>				
Cost	120,000	3,945	5	123,950
Accumulated amortization	(58,000)	(1,198)	(2)	(59,200)
<b>Net book amount</b>	<b>62,000</b>	<b>2,747</b>	<b>3</b>	<b>64,750</b>
<b>Year ended 31 December 2013</b>				
Opening net book amount	62,000	2,747	3	64,750
Additions		2,924		2,924
Amortization	(12,000)	(944)	(1)	(12,945)
<b>Closing net book amount</b>	<b>50,000</b>	<b>4,727</b>	<b>2</b>	<b>54,729</b>
<b>At 31 December 2013</b>				
Cost	120,000	6,869	5	126,874
Accumulated amortization	(70,000)	(2,142)	(3)	(72,145)
<b>Net book amount</b>	<b>50,000</b>	<b>4,727</b>	<b>2</b>	<b>54,729</b>

During the years ended 31 December 2011, 2012 and 2013, amortization has been charged in general and administrative expenses.

Table of Contents**Combined Platform Business****Notes to the Combined Financial Statements (Continued)****For the Years Ended 31 December 2011, 2012 and 2013****(All amounts in thousands of RMB, except for share and per share data)****9 Accounts payable**

As at 31 December 2011, 2012 and 2013, accounts payable were denominated in RMB and the carrying amounts approximate their fair values

**10 Accrued expenses and other current liabilities**

	2011	2012	2013
Salaries and welfare payable	15,109	18,197	27,709
Accrued media and advertising costs	1,943	8,015	11,498
Customers' deposits	230	650	1,100
Others	2,423	4,830	3,892
	19,705	31,692	44,199

Salaries and welfare payable, accrued expenses, customers' deposits, and other payables were denominated in RMB.

**11 Receipt in advance**

Receipt in advance mainly represents advertising fees prepaid by customers in the form of prepaid tokens for which the related services had not been rendered as at 31 December 2011, 2012 and 2013.

**12 Expenses by nature**

	2011	2012	2013
Employee benefit expenses (Note 13)	77,719	124,718	141,028
Contracted labor costs	13,406	11,085	19,187
Mobile and telecommunications charges and bandwidth and server custody fees	13,600	49,387	65,556
Promotion and advertising expenses	47,512	82,304	86,624
Depreciation	9,061	17,414	18,250
Amortization	12,409	12,790	12,945
Corporate administrative and management fees	47,029	44,615	57,143
Other expenses	2,510	2,193	3,687
<b>Total operating expenses</b>	<b>223,246</b>	<b>344,506</b>	<b>404,420</b>





Table of Contents**Combined Platform Business****Notes to the Combined Financial Statements (Continued)****For the Years Ended 31 December 2011, 2012 and 2013****(All amounts in thousands of RMB, except for share and per share data)****13 Employee benefit expenses**

	2011	2012	2013
Wages, salaries and bonuses	57,660	95,731	104,489
Pension, medical and other welfare (note)	9,427	14,480	21,131
Share-based compensation expenses (Note 15)	10,632	14,507	15,408
<b>Total employee benefit expenses</b>	<b>77,719</b>	<b>124,718</b>	<b>141,028</b>

## Note:

All local employees of the subsidiaries in the PRC participate in employee social security plans established in the PRC, which cover pension, medical and other welfare benefits. The plans are organized and administered by the governmental authorities. Except for the contribution to these social security plans, the Combined Platform Business has no other material commitments owing to the employees. According to the relevant regulations, the portion of premium and welfare benefit contributions that should be borne by the Combined Platform Business as required by the above social security plans are principally determined based on percentages of the basic salaries of employees, subject to a certain ceiling, and are paid to the respective labor and social welfare authorities. Contributions to the plans are expensed as incurred. The applicable percentages used to provide for insurance premium and welfare benefit funds are listed below:

Pension insurance	10	22%
Medical insurance	6	12%
Unemployment insurance	0	2%
Housing fund	10	12%

The Combined Platform Business has no further obligations for the actual payment of post-retirement benefits beyond the contributions.

**14 Income tax**

The Combined Platform Business is subject to corporate income tax in the PRC at a statutory tax rate of 25%. During the years ended 31 December 2011, 2012 and 2013, no PRC corporate income tax has been provided for as the Combined Platform Business has no estimated assessable profit for these years.

**15 Equity-settled share-based compensation**

Tencent Holdings operates a number of share-based compensation plans (including share option schemes and share award schemes), under which Tencent Group, including the Combined Platform Business, receives services from employees as consideration for equity instruments (including share options and awarded shares) of Tencent Holdings granted.

For the years ended 31 December 2011, 2012 and 2013, total share-based compensation expenses recognized were RMB10,632, RMB14,507 and RMB15,408 respectively, in respect of the share options and/or shares granted to the employees of the Combined Platform Business.



Table of Contents**Combined Platform Business****Notes to the Combined Financial Statements (Continued)****For the Years Ended 31 December 2011, 2012 and 2013****(All amounts in thousands of RMB, except for share and per share data)****15 Equity-settled share-based compensation (Continued)**

- (a) Share option schemes

Tencent Holdings has adopted four share option schemes, namely, the Pre-IPO Option Scheme, the Post-IPO Option Scheme I, the Post-IPO Option Scheme II and Post-IPO Option Scheme III, under which the directors of Tencent Holdings may, at their discretion, grant options to any qualifying participants to subscribe for shares in Tencent Holdings, subject to the terms and conditions stipulated therein. No options were granted under the Pre-IPO Option Scheme and the Post-IPO Option Scheme III to the employees of the Combined Platform Business.

In respect of Post-IPO Option Scheme II, the exercise price must be at least the higher of: (i) the closing price of Tencent Holdings' shares as stated in the Stock Exchange's daily quotations sheet on the date of grant, which must be a business day; (ii) the average closing price of Tencent Holdings' shares as stated in the Stock Exchange's daily quotations sheets for the five business days immediately preceding the date of grant; and (iii) the nominal value of the Tencent Holdings' shares. In addition, the option vesting period is determined by the directors of Tencent Holdings provided that it is not later than the last day of a 7-year or 10-year period after the date of grant of option.

Movement in shares options granted to employees of the Combined Platform Business are as follows:

	Post-IPO Option Scheme I		Post-IPO Option Scheme II		Total
	Average exercise price HK\$	No. of options	Average exercise price HK\$	No. of options	No. of options
At 1 January 2011		16,199		353,578	369,777
Exercised	9.82	6,400	60.59	4,100	10,500
At 31 December 2011		9,799		349,478	359,277
At 1 January 2012		9,799		349,478	359,277
Exercised	15.05	4,400	53.09	17,352	21,752
At 31 December 2012		5,399		332,126	337,525
At 1 January 2013		5,399		332,126	337,525
Exercised	10.97	3,749	34.67	312,226	315,975

Edgar Filing: DILLARD ALEX - Form 4

At 31 December 2013	1,650	19,900	21,550
---------------------	-------	--------	--------

F-123

---

Table of Contents**Combined Platform Business****Notes to the Combined Financial Statements (Continued)****For the Years Ended 31 December 2011, 2012 and 2013****(All amounts in thousands of RMB, except for share and per share data)****15 Equity-settled share-based compensation (Continued)**

Details of the expiry dates, exercise prices and the respective numbers of share options granted to the employees of the Combined Platform Business which remained outstanding as at 31 December 2011, 2012 and 2013 are as follows:

Expiry date	Range of exercise price	2011	2012	2013
10 years commencing from the adoption date of 24 March 2004 (Post-IPO Option Scheme I)	HKD3.67 HKD8.35	1,449	1,449	
	HKD11.55 HKD25.26	8,350	3,950	1,650
		9,799	5,399	1,650
7 years commencing from the date of grant of options (Post-IPO Option Scheme II)	HKD31.75 HKD43.50	300,978	300,326	
	HKD45.50 HKD90.30	48,500	31,800	19,900
		349,478	332,126	19,900
		359,277	337,525	21,550

The directors of Tencent Holdings have used the BS Model to determine the fair value of the options granted, which is to be expensed over the vesting period. The weighted average fair value of options granted during the years ended 31 December 2011 and 2012 were HK\$81.69 per option and HK\$87.89 per option, respectively. There were no share options granted to employees in 2013.

Other than the exercise price mentioned above, significant judgment on parameters, such as risk free rate, dividend yield and expected volatility, is required to be made by the directors of Tencent Holdings in applying the BS Model, which are summarized as below:

	2011	2012	2013
			<b>Note 1</b>
Weighted average share price at the grant date	HKD191.19	HKD248.80	
Risk free rate	1.35% 2.31%	0.40%	
Dividend yield		0.36%	0.36%
Expected volatility (note 2)	49.10% 49.90%	48.1%	

Note

1: There were no share options granted to employees in 2013.

Note

## Edgar Filing: DILLARD ALEX - Form 4

2: The expected volatility, measured as the standard deviation of expected share price returns, is determined based on the average daily trading price volatility of the shares of Tencent Holdings.

(b)

Share award schemes

Tencent Holdings has adopted a share award scheme (the "Share Award Scheme"), which is managed by an independent trustee appointed by the Tencent Group (the "Trustee"). The vesting period of the awarded share is determined by the directors of Tencent Holdings.

F-124

---

Table of Contents**Combined Platform Business****Notes to the Combined Financial Statements (Continued)****For the Years Ended 31 December 2011, 2012 and 2013****(All amounts in thousands of RMB, except for share and per share data)****15 Equity-settled share-based compensation (Continued)**

Movements in the number of awarded shares granted to the employees of the Combined Platform Business for the years ended 31 December 2011, 2012 and 2013 are as follows:

	Number of awarded shares		
	2011	2012	2013
At beginning of the year	71,258	90,828	105,798
Granted	30,500	33,200	40,300
Vested and exercised	10,930	18,230	29,030
<b>At end of the year</b>	<b>90,828</b>	<b>105,798</b>	<b>117,068</b>

The fair value of the awarded shares was calculated based on the market price of Tencent Holdings' shares at the respective grant date. The expected dividends during the vesting period have been taken into account when assessing the fair value of these awarded shares.

The weighted average fair value of awarded shares granted during the years ended 31 December 2011, 2012 and 2013 were HK\$193.14 per share, HK\$245.95 per share and HK\$311.24 per share, respectively.

**16 Contingencies and commitments**

The Combined Platform Business had no contingencies and commitments as at 31 December 2011, 2012 and 2013.

**17 Related party transactions**

Apart from the invested capital balance maintained with Tencent Holdings and entities owned by it, the following is a summary of the significant related party transactions entered into in the



Table of Contents**Combined Platform Business****Notes to the Combined Financial Statements (Continued)****For the Years Ended 31 December 2011, 2012 and 2013****(All amounts in thousands of RMB, except for share and per share data)****17 Related party transactions (Continued)**

ordinary course of business between the Combined Platform Business and its related parties in addition to the related party information shown elsewhere in the combined financial statements:

	2011	2012	2013
<b>Key management compensation (note a):</b>			
Salaries and bonuses	2,910	3,027	2,929
Pension, medical and other welfare	110	110	97
Share-based compensation expenses	2,918	2,383	1,945
<b>Transactions with entities of Tencent Holdings other than the Combined Platform Business:</b>			
Handling charges for online payment platform		29,348	27,187
Corporate administrative and management fees (note b)	47,029	44,615	57,143
<b>Allocation of expenses (Note 2.1(d)):</b>			
Employee benefits expenses	34,907	45,026	39,879
Other expenses	649	228	601

Notes:

- (a) Key management includes directors and certain executives who have important roles in making operational and financial decisions.
- (b) Corporate administrative and management fee reflected in the combined financial statements are based on the amounts historically due and have been recorded in the operating units comprising the Combined Platform Business.

**18 Subsequent events**

Pursuant to the SSA dated 10 March 2014, Tencent Holdings agreed to transfer the Combined Platform Business which includes employees, business contracts for online outlets and advertising agreements, intellectual properties, licenses and permits in connection with the operation of the Combined Platform Business to JD or its affiliates. As stated in the SSA, Tencent Holdings will settle all liabilities except for the receipt in advance of the Combined Platform Business upon closing of the Transaction. In addition, Tencent Holdings also undertake to pay cash, equivalent to the balance of receipt in advance, to JD or its affiliates.

The Combined Platform Business has evaluated any other subsequent events to 31 December 2013 and their impact on the reported results and disclosures, through 19 March 2014, the date of these combined financial statements were issued.

Table of Contents

**JD.com, Inc.**  
**UNAUDITED PRO FORMA CONDENSED COMBINED FINANCIAL STATEMENTS**  
**FOR THE YEAR ENDED DECEMBER 31, 2013, AND**  
**THE NINE MONTHS ENDED SEPTEMBER 30, 2014**

P-1

---

Table of Contents

**JD.com, Inc.**

**UNAUDITED PRO FORMA CONDENSED COMBINED FINANCIAL STATEMENTS**

**Overview**

On March 10, 2014, the Company entered into a Strategic Cooperation Agreement ("Agreement") with Tencent Holdings Limited ("Tencent"), for a period of 5 years from April 1, 2014 to March 31, 2019. Pursuant to the Agreement, the Company will become Tencent's preferred partner in the development of physical goods e-Commerce business in Greater China including: (a) Tencent will grant the Company prominent level-1 access points in Weixin and mobile QQ applications; (b) Tencent will provide internet traffic and other support from other key platforms to the Company; (c) the Company will cooperate with Tencent in a number of areas primarily mobile-related products, social networking services, membership systems and payment solutions. Terms described in (a), (b) and (c) above are hereinafter collectively referred to as "Strategic Cooperation". In addition, for a period of 8 years from April 1, 2014 to March 31, 2022, other than the operation of Shanghai Icsen, a subsidiary of Tencent, Tencent will not engage in any online direct sales or managed marketplace business model in physical goods e-Commerce businesses in Greater China and a few selected international markets, hereinafter referred to as "Non-Compete".

On the same date, the Company also entered into a series of agreements with Tencent and its affiliates, pursuant to which, the Company acquired from Tencent: (i) 100% business operation of two online marketplace platforms, Paipai and QQ Wanggou ("Combined Platform Business"); (ii) 9.9% equity interest in Shanghai Icsen ("Investment in Shanghai Icsen"); (iii) a call option ("Call Option") to acquire the remaining equity interest of Shanghai Icsen, with a price higher of the fair value of the remaining equity interest as determined when the option is exercised or RMB800 million within three years commencing the closing of the Transaction; (iv) certain logistic workforce; and (v) a land use right. The above (i) to (v), Strategic Cooperation and Non-Compete are collectively referred to as "Transaction".

As consideration for the Transaction, the Company issued 351,678,637 ordinary shares to Huang River Investment Limited, a wholly-owned subsidiary of Tencent, representing 15% shares on a diluted basis under treasury method upon the closing of the Transaction, on March 10, 2014. Huang River Investment Limited also subscribed additional ordinary shares upon the Company's IPO at the IPO price ("IPO subscription") in a concurrent private placement, which represents 5% shares on a diluted basis upon the completion of the IPO. Furthermore, Huang River Investment Limited has agreed not to sell or transfer any of the shares it hold prior to the Company's IPO or acquired in the concurrent private placement during the three-year period commencing from March 10, 2014.

The accompanying unaudited pro forma combined statement of operations and comprehensive loss gives effect to the Transaction as if it had occurred on January 1, 2013. The unaudited pro forma combined statements of operations and comprehensive loss is based upon the historical associated statement of operations and comprehensive loss of the Company for the year ended December 31, 2013 and the nine months ended September 30, 2014, combined with the historical statement of operations and comprehensive loss of the Combined Platform Business for the year ended December 31, 2013 and 68 days period ended March 9, 2014, respectively. The unaudited pro forma condensed combined financial statements included herein is derived from the Company's historical consolidated financial statements and those of the Combined Platform Business and is based upon available information and assumptions that we believe to be reasonable.

Since the Transaction has been already reflected in the Company's unaudited interim condensed consolidated balance sheet as of September 30, 2014, no unaudited pro forma condensed combined balance sheet is presented.

Table of Contents

**JD.com, Inc.**

**UNAUDITED PRO FORMA CONDENSED COMBINED FINANCIAL STATEMENTS (Continued)**

The unaudited pro forma condensed combined financial statements reflect adjustments to give effect to pro forma events that are (1) directly attributable to the Transaction, (2) factually supportable, and (3) with respect to the unaudited pro forma combined statement of operations and comprehensive loss, expected to have a continuing impact on the combined results. The unaudited pro forma condensed combined financial statements does not assume the future exercise of the Call Option and accordingly does not give effect to the acquisition of the remaining equity interest of Shanghai Icson. The unaudited pro forma condensed combined financial statements are based on, and should be read in conjunction with, the respective historical consolidated financial statements and the notes thereto of the Company and Combined Platform Business, which are included in this prospectus. The pro forma adjustments are based on management's estimates and valuation of the Transaction, assisted by an independent third-party appraiser.

The historical financial statements of Combined Platform Business were prepared in accordance with International Financial Reporting Standards ("IFRS") as issued by International Accounting Standards Board ("IASB"). There are no material adjustments on the conversion of the Combined Platform Business's financial statements from IFRS to US GAAP.

The unaudited pro forma condensed combined financial statements are for informational purposes only and are not necessarily indicative of future results or of actual results that would have been achieved had the Transaction been consummated on the date presented, and should not be taken as representation of our future operating results. The unaudited pro forma condensed combined financial statements do not reflect any operating efficiencies or cost savings that we may achieve, or any additional expenses that we may incur, with respect to the Transaction.

Table of Contents

## JD.com, Inc.

## Unaudited Pro Forma Combined Statements of Operations and Comprehensive Loss

(All amounts in thousands, except for share and per share data)

For the year ended December 31, 2013

	JD RMB	Combined Platform Business Historical Results (*) RMB	Pro Forma Adjustments		Notes	Pro Forma Combined	
			Combined Platform Business RMB	Non-business RMB		RMB	US\$
<b>Net revenues</b>							
Online direct sales	67,017,977					67,017,977	11,070,581
Services and others	2,321,835	355,534				2,677,369	442,270
<b>Total net revenues</b>	<b>69,339,812</b>	<b>355,534</b>				<b>69,695,346</b>	<b>11,512,851</b>
<b>Operating expenses</b>							
Cost of revenues	(62,495,538)	(135,032)	135,032		C	(62,495,538)	(10,323,527)
Fulfillment	(4,108,939)		(96,667)	(6,474)	A,B,C**	(4,212,080)	(695,786)
Marketing	(1,590,171)	(103,061)	(11,486)	(1,215,058)	A,B	(2,919,776)	(482,313)
Technology and content	(963,653)	(68,103)	(63,435)		A,C***	(1,095,191)	(180,912)
General and administrative	(760,338)	(98,224)	12,945	(180,299)	A,B	(1,025,916)	(169,469)
<b>Total operating expenses</b>	<b>(69,918,639)</b>	<b>(404,420)</b>	<b>(23,611)</b>	<b>(1,401,831)</b>		<b>(71,748,501)</b>	<b>(11,852,007)</b>
<b>Loss from operations</b>	<b>(578,827)</b>	<b>(48,886)</b>	<b>(23,611)</b>	<b>(1,401,831)</b>		<b>(2,053,155)</b>	<b>(339,156)</b>
<b>Other income/(expense)</b>							
Interest income	343,770					343,770	56,787
Interest expense	(8,437)					(8,437)	(1,394)
Others, net	193,555					193,555	31,973
<b>Loss before tax</b>	<b>(49,939)</b>	<b>(48,886)</b>	<b>(23,611)</b>	<b>(1,401,831)</b>		<b>(1,524,267)</b>	<b>(251,790)</b>
Income tax expenses	40		5,903		B	5,943	982
<b>Net loss</b>	<b>(49,899)</b>	<b>(48,886)</b>	<b>(17,708)</b>	<b>(1,401,831)</b>		<b>(1,518,324)</b>	<b>(250,808)</b>
Preferred shares redemption value accretion	(2,435,366)					(2,435,366)	(402,294)
<b>Net loss attributable to holders of permanent equity securities</b>	<b>(2,485,265)</b>	<b>(48,886)</b>	<b>(17,708)</b>	<b>(1,401,831)</b>		<b>(3,953,690)</b>	<b>(653,102)</b>

Edgar Filing: DILLARD ALEX - Form 4

<b>Net loss</b>	(49,899)	(48,886)	(17,708)	(1,401,831)	(1,518,324)	(250,808)
<b>Other comprehensive loss:</b>						
Foreign currency translation adjustments	(137,921)				(137,921)	(22,783)
<b>Net change in unrealized gains on available-for-sale securities:</b>						
Unrealized gains, nil of tax	96,501				96,501	15,941
Reclassification adjustment for gains included in "interest income", nil of tax	(73,277)				(73,277)	12,105
Net unrealized gains on available-for-sale securities	23,224				23,224	3,836
<b>Total other comprehensive loss</b>	<b>(114,697)</b>				<b>(114,697)</b>	<b>(18,947)</b>
<b>Comprehensive loss</b>	<b>(164,596)</b>	<b>(48,886)</b>	<b>(17,708)</b>	<b>(1,401,831)</b>	<b>(1,633,021)</b>	<b>(269,755)</b>
<b>Net loss per share of permanent equity securities</b>						
Basic	(1.47)				(1.93)	(0.32)
Diluted	(1.47)				(1.93)	(0.32)
<b>Weighted average number of permanent equity securities</b>						
Basic	1,694,495,048		72,164,687	279,513,950	D	2,046,173,685
Diluted	1,694,495,048		72,164,687	279,513,950	D	2,046,173,685

\*

Combined Platform Business Historical Results represent the historical results of Combined Platform Business for the year ended December 31, 2013.

\*\*

Combined Platform Business = (3,310) [A] + (93,357) [C] = (96,667); Non-business = (6,474) [B]

\*\*\*

(21,760)[A] + (41,675) [C] = (63,435)

See accompanying notes to unaudited pro forma condensed combined financial statements

Table of Contents

## JD.com, Inc.

## Unaudited Pro Forma Combined Statements of Operations and Comprehensive Loss

(All amounts in thousands, except for share and per share data)

For the nine months ended September 30, 2014

	JD RMB	Combined Platform Business Historical Results (*) RMB	Pro Forma Adjustments		Notes	Pro Forma Combined	
			Combined Platform Business RMB	Non-business RMB		RMB	US\$
<b>Net revenues</b>							
Online direct sales	76,168,630					76,168,630	12,409,356
Services and others	4,113,639	61,619				4,175,258	680,231
<b>Total net revenues</b>	<b>80,282,269</b>	<b>61,619</b>				<b>80,343,888</b>	<b>13,089,587</b>
<b>Operating expenses</b>							
Cost of revenues	(71,321,625)	(29,404)	29,404		C	(71,321,625)	(11,619,685)
Fulfillment	(5,481,618)		(21,888)	(1,206)	A,B,C**	(5,504,712)	(896,825)
Marketing	(2,539,630)	(12,198)	(2,140)	(299,603)	A,B	(2,853,571)	(464,902)
Technology and content	(1,216,973)	(13,590)	(12,187)		A,C***	(1,242,750)	(202,468)
General and administrative	(4,768,730)	(20,130)	2,393	(33,590)	A,B	(4,820,057)	(785,281)
<b>Total operating expenses</b>	<b>(85,328,576)</b>	<b>(75,322)</b>	<b>(4,418)</b>	<b>(334,399)</b>		<b>(85,742,715)</b>	<b>(13,969,161)</b>
<b>Loss from operations</b>	<b>(5,046,307)</b>	<b>(13,703)</b>	<b>(4,418)</b>	<b>(334,399)</b>		<b>(5,398,827)</b>	<b>(879,574)</b>
<b>Other income/(expense)</b>							
Interest income	450,481					450,481	73,392
Interest expense	(21,667)					(21,667)	(3,530)
Others, net	79,535					79,535	12,958
<b>Loss before tax</b>	<b>(4,537,958)</b>	<b>(13,703)</b>	<b>(4,418)</b>	<b>(334,399)</b>		<b>(4,890,478)</b>	<b>(796,754)</b>
Income tax expenses	(4,078)		1,105		B	(2,973)	(484)
<b>Net loss</b>	<b>(4,542,036)</b>	<b>(13,703)</b>	<b>(3,313)</b>	<b>(334,399)</b>		<b>(4,893,451)</b>	<b>(797,238)</b>
Preferred shares redemption value accretion	(7,957,640)					(7,957,640)	(1,296,455)
<b>Net loss attributable to holders of permanent equity securities</b>	<b>(12,499,676)</b>	<b>(13,703)</b>	<b>(3,313)</b>	<b>(334,399)</b>		<b>(12,851,091)</b>	<b>(2,093,693)</b>

Edgar Filing: DILLARD ALEX - Form 4

<b>Net loss</b>	(4,542,036)	(13,703)	(3,313)	(334,399)		(4,893,451)	(797,238)
<b>Other comprehensive loss:</b>							
Foreign currency translation adjustments	(3,476)					(3,476)	(566)
<b>Net change in unrealized gains on available-for-sale securities:</b>							
Unrealized gains, nil of tax	45,644					45,644	7,436
Reclassification adjustment for gains included in "interest income", nil of tax	(53,040)					(53,040)	(8,641)
Net unrealized gains on available-for-sale securities	(7,396)					(7,396)	(1,205)
<b>Total other comprehensive loss</b>	<b>(10,872)</b>					<b>(10,872)</b>	<b>(1,771)</b>
<b>Comprehensive loss</b>	<b>(4,552,908)</b>	<b>(13,703)</b>	<b>(3,313)</b>	<b>(334,399)</b>		<b>(4,904,323)</b>	<b>(799,009)</b>
<b>Net loss per share of permanent equity securities</b>							
Basic	(5.39)					(5.34)	(0.87)
Diluted	(5.39)					(5.34)	(0.87)
<b>Weighted average number of permanent equity securities</b>							
Basic	2,317,930,098		18,174,810	70,396,106	D	2,406,501,014	2,406,501,014
Diluted	2,317,930,098		18,174,810	70,396,106	D	2,406,501,014	2,406,501,014

\*

Combined Platform Business Historical Results represent the historical results of Combined Platform Business for the 68 days period ended March 9, 2014.

\*\*

Combined Platform Business = (617) [A] + (21,271) [C] = (21,888); Non-business = (1,206) [B]

\*\*\*

(4,054) [A] + (8,133) [C] = (12,187)

See accompanying notes to unaudited pro forma condensed combined financial statements



Table of Contents

**JD.com, Inc.**

**Notes to the Unaudited Pro Forma Condensed Combined Financial Statements**

**(All amounts in thousands, except for share and per share data)**

**1. Basis of Pro Forma Presentation**

On March 10, 2014, the Company entered into a Strategic Cooperation Agreement ("Agreement") with Tencent Holdings Limited ("Tencent"), for a period of 5 years from April 1, 2014 to March 31, 2019. Pursuant to the Agreement, the Company will become Tencent's preferred partner in the development of physical goods e-Commerce business in Greater China, including: (a) Tencent will grant the Company prominent level-1 access points in Weixin and mobile QQ applications; (b) Tencent will provide internet traffic and other support from other key platforms to the Company; (c) the Company will cooperate with Tencent in a number of areas primarily mobile-related products, social networking services, membership systems and payment solutions. Terms described in (a), (b) and (c) above are hereinafter collectively referred to as "Strategic Cooperation". In addition, for a period of 8 years from April 1, 2014 to March 31, 2022, other than the operation of Shanghai Icsen, a subsidiary of Tencent, Tencent will not engage in any online direct sales or managed marketplace business model in physical goods e-Commerce businesses in Greater China and a few selected international markets, hereinafter referred to as "Non-Compete".

On the same date, the Company also entered into a series of agreements with Tencent and its affiliates, pursuant to which, the Company acquired from Tencent: (i) 100% business operation of two online marketplace platforms, Paipai and QQ Wanggou ("Combined Platform Business"); (ii) 9.9% equity interest in Shanghai Icsen ("Investment in Shanghai Icsen"); (iii) a call option ("Call Option") to acquire the remaining equity interest of Shanghai Icsen, with a price higher of the fair value of the remaining equity interest as determined when the option is exercised or RMB800 million within three years commencing the closing of the Transaction; (iv) certain logistic workforce; and (v) a land use right. The above (i) to (v), Strategic Cooperation and Non-Compete are collectively referred to as "Transaction".

As consideration for the Transaction, the Company issued 351,678,637 ordinary shares to Huang River Investment Limited, a wholly-owned subsidiary of Tencent, representing 15% shares on a diluted basis under treasury method upon the closing of the Transaction, on March 10, 2014.

The unaudited pro forma condensed combined financial statements reflect adjustments to give effect to pro forma events that are (1) directly attributable to the Transaction, (2) factually supportable, and (3) with respect to the unaudited pro forma combined statement of operations and comprehensive loss, expected to have a continuing impact on the combined results. The unaudited pro forma condensed combined financial statements does not assume the future exercise of the Call Option and accordingly does not give effect to the acquisition of the remaining equity interest of Shanghai Icsen. The unaudited pro forma combined financial statements are based on, and should be read in conjunction with, the respective historical consolidated financial statements and the notes thereto of the Company and Combined Platform Business, which are included in this prospectus. The pro forma adjustments are based on management's estimates and valuation of the Transaction, assisted by an independent third-party appraiser.

The acquisition of Combined Platform Business is accounted for as a business combination. The Investment in Shanghai Icsen was accounted for under the cost method and recorded in equity investment. The identifiable intangible assets acquired are amortized on a straight-line basis over the respective useful lives. The Company has assumed that the fair value of all the assets and liabilities of Combined Platform Business as of the closing date of the Transaction, other than identifiable intangible assets and goodwill, approximate the carrying value of those assets and liabilities as of January 1, 2013.

Table of Contents**JD.com, Inc.****Notes to the Unaudited Pro Forma Condensed Combined Financial Statements (Continued)****(All amounts in thousands, except for share and per share data)****1. Basis of Pro Forma Presentation (Continued)**

The acquisitions of Strategic Cooperation, Non-compete, Investment in Shanghai Ison, Logistic Workforce and Land use right are considered asset acquisitions separate from the acquisition of Combined Platform Business. The Company has performed the following steps to estimate the cost of the assets and business acquired with the assistance from an independent valuation firm: 1) estimate the total fair value of 351,678,637 ordinary shares issued to Huang River Investment Limited as the consideration of the transaction on March 10, 2014 using the income approach, or the discounted cash flow, or DCF, method; 2) estimate the stand-alone fair value of the Combined Platform Business as well as fair value of each of Strategic Cooperation Agreement, Non-Compete, Investment in Shanghai Ison, Logistic workforce and Land Use Right (collectively "Asset Acquisition"); 3) The excess of (1) over sum of (2) and net cash acquired in the transaction has been allocated to individual assets of the Asset Acquisition and the Combined Platform Business based on their relative fair values. Additionally, in accordance with ASC 820, ASC 505-50, ASC 718 and SAB Topic 14.A, non-transferability relating to lock-up period associated with the shares issued to Huang River Investment Limited for a period of three years commencing from March 10, 2014, is factored in estimating the fair value of shares issued to acquire Strategic Cooperation, Non-compete, Investment in Shanghai Ison, Logistic Workforce and Land use right, but is not factored in estimating the fair value of shares issued to acquire Combined Platform Business.

The Company considered the following valuation method and significant assumptions in evaluating the intangibles acquired from the Transaction:

**Asset Acquisition:**

**Strategic Cooperation Agreement** In addition to the Company's general business cooperation with Tencent primarily in areas of mobile-related products, social networking services, membership systems and payment solutions, the other parts of the Strategic Cooperation Agreement is in substance a prepaid advertising/promotion service where Tencent users can be diverted to the Company's websites/platforms where (a) Tencent will grant the Company prominent level-1 access points in Weixin and mobile QQ applications and (b) Tencent will provide internet traffic and other support from its other key platforms to the Company. These advertising/promotion services include push messages, advertising, payment processing, and application activation. The general business cooperation is not recognized as a separate intangible asset because such provisions only set out the general principal for the cooperation between the Company and Tencent with no specific deliverables provided to the Company. The amount recognized for the Strategic Cooperation Agreement relates to the advertising/promotion services and the fair value was established using a form of the income approach known as the cost saving method. This method recognizes that, because of the Strategic Cooperation Agreement, the Company can save advertising fees, traffic acquisition costs, payment processing fees and application activation fees that otherwise it would need to be paid to a third party for the similar services. The estimated unit market price of the advertising/promotion services were multiplied by the volume of the services to be provided by Tencent to arrive at the cost saving attributable to the Strategic Cooperation Agreement. The most significant assumptions inherent in this approach include: 1) the estimated market price of the services to be provided, 2) the volume of the services to be provided, and 3) discount rate. When applying the cost saving method for the valuation of the Strategic Cooperation Agreement, market participant assumptions were used in accordance with ASC 820. Specifically, the basis of the assumptions were determined with consideration of the terms of the

Table of Contents**JD.com, Inc.****Notes to the Unaudited Pro Forma Condensed Combined Financial Statements (Continued)****(All amounts in thousands, except for share and per share data)****1. Basis of Pro Forma Presentation (Continued)**

Strategic Cooperation Agreement, an industry report regarding China's e-commerce sector and a market rate that market participants have to pay to third parties for similar services on arm's length basis. The present value of the after-tax cost savings at an appropriate discount rate indicates the value of Strategic Cooperation Agreement. The discount rate was derived by using the capital asset pricing model (the "CAPM"), which is a method that market participants commonly use to price assets. Based on the CAPM, the Company concluded a discount rate of 17.5% was appropriate for valuing the Strategic Cooperation Agreement.

**Non-competes** Other than the operation of Shanghai Icsen, Tencent will not engage in any online direct sales or managed marketplace business models in physical goods e-Commerce business in Greater China and a few selected international markets. The fair value of the Non-competes was determined based on the "with and without" method, which takes into consideration the cash flow increments between the scenario where the Non-competes is not in place and the scenario where the Non-competes is in place for a period of 8 years from April 1, 2014 to March 31, 2022. The most significant assumption inherent in this approach when valuing the Non-competes was the amount of economic impact to the Company that would occur from competition during the period when non-competes agreement is effective. Based on the CAPM, the Company concluded a discount rate of 17.5%, which reflects a market participant's required rate of return for the risks of investing in the Non-competes, was appropriate for discounting the cash flow attributable to the Non-competes.

**Investment in Shanghai Icsen** In determining the fair value of the investment in Shanghai Icsen, the Company followed a two-step process. In the first step, the discounted cash flow method, or DCF, was used as the primary approach to determine the fair value of the equity interest of Shanghai Icsen and market approach to cross-check the valuation results derived by the DCF method. The free cashflow of Shanghai Icsen was discounted by 22%, which was determined by the CAPM to reflect a market participant's required rate of return for the risks of investing in the equity interest of Shanghai Icsen. In the second step, since the Company's investment in Shanghai Icsen is in the form of preferred shares, an option pricing method to allocate the equity interest of Shanghai Icsen to its common shares and preferred shares was used. The significant assumptions inherent in option pricing models are the expected time of liquidity event, risk free rate and volatility factor of equity interest of Shanghai Icsen.

**Logistic workforce** The fair value of logistic workforce was estimated using replacement cost approach. The significant assumptions inherent in replacement cost approach for valuing the Logistic workforce are the recruitment, interview, and training costs required to re-develop the workforce with similar level of productivity, and costs due to loss of productivity during the training period.

**Land use right** The fair value of land use right was determined based on the purchase cost that Tencent paid to acquire the land use right from third party on arm's length basis shortly before this acquisition.

**Intangible assets included in the Combined Platform Business:**

**Technology, Domain names and Trademark** The fair values of the acquired technology, domain names and trademark were established using a form of the income approach known as the relief-from-royalty method. This method recognizes that, because it owns the technology, domain names and trademark rather than licensing them, a company does not have to pay a royalty, usually expressed

Table of Contents

**JD.com, Inc.**

**Notes to the Unaudited Pro Forma Condensed Combined Financial Statements (Continued)**

**(All amounts in thousands, except for share and per share data)**

**1. Basis of Pro Forma Presentation (Continued)**

as a percentage of sales, for their use. The most significant assumptions inherent in this approach when valuing the technology and domain names and trademark include royalty saving rates and discount rates. With reference to royalty rate of comparable market transaction of the industry, profitability of the acquired business and relative importance of the subject intangible assets to the acquired business, the Company determined that a royalty saving rate of 4% and 3% for valuing the technology, domain names and trademark, respectively. The after-tax royalty savings of the technology, domain names and trademark were then discounted at 19.5% and 19%, respectively. Such discount rates were determined based on a market participant's required rate of return for the risks of acquired business, as determined by the CAPM, plus relative risk premiums of the subject intangible assets.

**Advertising customer relationship** The fair value of the advertising customer relationship was established using a form of the income approach known as the excess earnings method. In the excess earnings method, value is estimated as the present value of the benefits anticipated from ownership of the subject intangible asset in excess of the returns required on the investment in the contributory assets necessary to realize those benefits. The most significant assumptions inherent in this approach when valuing advertising customer relationship include attrition rate of existing advertising customer, profit margin of revenue attributable to existing advertising customer, discount rate and required rate of return on contributory assets. The resulting excess earning was discounted at 19.5%. The discount rate was determined based on a market participant's required rate of return for the risks of acquired business, as determined by the CAPM, plus relative risk premium of the advertising customer relationship.

The table below summarizes the estimated fair value of Combined Platform Business, Investment in Shanghai Icton and other identifiable intangible assets acquired as of the closing date of the Transaction, March 10, 2014. In accordance with ASC 805-10-25-23, transaction costs relating to the business combination of the Combined Platform Business will be expensed as incurred while in accordance with ASC 805-50-30-2, transaction costs relating to the acquisition of individual assets

Table of Contents**JD.com, Inc.****Notes to the Unaudited Pro Forma Condensed Combined Financial Statements (Continued)**

(All amounts in thousands, except for share and per share data)

**1. Basis of Pro Forma Presentation (Continued)**

acquired in the Asset Acquisition form part of the initial carrying values, and have been included in the estimated purchase price below.

	Amount RMB	Amount US\$ (Note 3)	Notes	Amortization Period
<b>Transaction:</b>				
Strategic Cooperation	6,075,289	1,003,566		5 years
Non-compete	1,442,389	238,266		8 years
<b>Combined Platform Business</b>				
Cash	60,284	9,958		
Other current assets	3,587	593		
Property, plant and equipment	17,647	2,915		
Current liabilities	(63,871)	(10,551)		
Technology	108,800	17,972		5 years
Domain names and trademark	33,100	5,468		10 years
Advertising customer relationship	80,400	13,281		7 years
Goodwill	2,593,420	428,402		
Deferred tax liability	(41,893)	(6,920)		
	2,791,474	461,118		
Investment in Shanghai Icsen	252,779	41,756		
<b>Call Option</b>				
Logistic workforce	13,900	2,296		3 years
Land use right	73,632	12,163		40 years
Net cash acquired	1,015,552	167,757	*	
<b>Total Purchase price</b>	<b>11,665,015</b>	<b>1,926,922</b>		

\*

Net of RMB631 million that we agreed to pay to Tencent in 2014 as part of the Transaction. The Company considers this to be a delayed payment and therefore included in the calculation of pro forma net cash acquired of the Transaction.

**2. Pro Forma Adjustments**

Certain reclassifications were made to the combined financial statements of the Combined Platform Business to conform to the Company's financial statements presentation. These adjustments include: 1) reclassification of third party transaction fees and payroll and related expenses for employees involved in the operation of the Combined Platform Business from the cost of revenues to Fulfillment; and 2) reclassification of broadband and server charges that are related to operating the online marketplace platforms as well as storage and telecommunications infrastructure for internal use that supports the Combined Platform Business from cost of revenues to Technology and

content.

For purpose of the unaudited pro forma condensed combined financial statements presented, the Company has performed a valuation of Combined Platform Business, Investment in Shanghai Icsn

P-10

---

Table of Contents**JD.com, Inc.****Notes to the Unaudited Pro Forma Condensed Combined Financial Statements (Continued)****(All amounts in thousands, except for share and per share data)****2. Pro Forma Adjustments (Continued)**

and other identifiable intangible assets as of the closing of the Transaction and assumed that such values will approximate the fair value of those businesses and assets as of January 1, 2013. The Company's unaudited pro forma condensed combined financial statements give effect to the following pro forma adjustments:

Note [A]: To record (1) the removal of amortization expenses associated with software, domain names and trademarks recorded in Combined Platform Business historical results, (2) the amortization expenses resulting from identifiable intangible assets related to the acquisition of Combined Platform Business as if the Transaction had occurred on January 1, 2013, (3) the reversal of the deferred tax liability as a result of the additional amortization of related intangible assets, which represents pro forma reversal of the deferred tax liability of RMB41,893, recognized in relation to the intangible assets acquired as part of the business combination of the Combined Platform Business. The following table sets forth the adjustments of amortization expenses and associated reversal of the deferred tax liability applied for the periods presented:

	<b>For the year ended December 31, 2013</b>	<b>For the 68 days period ended March 9, 2014</b>
	<b>RMB</b>	<b>RMB</b>
Reverse historical amortization	(12,945)	(2,393)
Add pro forma amortization		
Fulfillment	3,310	617
Marketing	11,486	2,140
Technology and content	21,760	4,054
Total	36,556	6,811
Reversal of the deferred tax liability	(5,903)	(1,105)

Note [B]: To record the additional amortization expenses from Strategic Cooperation, Non-Compete, land use right and logistic workforce as if the Transaction had occurred on January 1,

Table of Contents**JD.com, Inc.****Notes to the Unaudited Pro Forma Condensed Combined Financial Statements (Continued)**

(All amounts in thousands, except for share and per share data)

**2. Pro Forma Adjustments (Continued)**

2013. The following table sets forth the adjustments of amortization expenses applied for the periods presented:

	For the year ended December 31, 2013	For the 68 days period ended March 9, 2014
	RMB	RMB
<b>Add pro forma amortization by assets</b>		
Strategic Cooperation	1,215,058	299,603
Non-Compete	180,299	33,590
Land use right	1,841	343
Logistic workforce	4,633	863
<b>Total</b>	<b>1,401,831</b>	<b>334,399</b>
<b>Add pro forma amortization by expense nature</b>		
Fulfillment	6,474	1,206
Marketing	1,215,058	299,603
Technology and content	180,299	33,590
<b>Total</b>	<b>1,401,831</b>	<b>334,399</b>

Note [C]: To reclassify the cost of revenue of Combined Platform Business to fulfillment and technology and content of RMB93,357 and RMB41,675 for the year ended December 31, 2013 and RMB21,271 and RMB8,133 for the 68 days period ended March 9, 2014, respectively, to comply with the Company's financial statements presentation.

Note [D]: Pro forma earnings per share were calculated using net loss attributable to holders of permanent equity securities as the numerator and the following denominators:

	For the year ended December 31, 2013	For the nine months ended September 30, 2014
Weighted average number of permanent equity securities of JD	1,694,495,048	2,317,930,098
Weighted average impact from the new shares issued relate to the Transaction	351,678,637	88,570,916
<b>Total</b>	<b>2,046,173,685</b>	<b>2,406,501,014</b>



**3. Convenience translation**

Translations from RMB into US\$ are solely for the convenience of the readers and were calculated at the rate of US\$1.00=RMB6.0537 and US\$1.00=RMB6.1380, in the unaudited pro forma condensed consolidated financial statements for the year ended December 31, 2013 and for the nine-months ended September 30, 2014, respectively, representing the noon buying rate set forth in the H.10 statistical release of the U.S. Federal Reserve Board on December 31, 2013 and September 30, 2014, respectively. No representation is made that the RMB amounts could have been, or could be, converted, realized or settled into US\$ at that rate on December 31, 2013 or September 30, 2014, or at any other rate.

**26,003,171 American Depositary Shares**

**JD.com, Inc.**

**Representing 52,006,342 Class A Ordinary Shares**

---

PROSPECTUS

---

**BofA Merrill Lynch**

**UBS Investment Bank**

**China Renaissance**

**Barclays**  
December 2, 2014

**Jefferies**

---